

**HAMPDEN ENVIRONMENTAL TRUST
COMMITTEE MEETING**

Thursday, September 19, 2024

1:30 P.M.

HAMPDEN TOWN OFFICE

A G E N D A

1. Call to Order
2. Approval of Meeting Minutes – June 27, 2024
3. Review of financial statements from Institutional Trustee (First National Bank).
4. Review of proposed FY24 costs for reimbursement or payment from Environmental Trust, Income
 - a. General Fund payments for Stormwater Management total \$46,349.66.
5. Review of proposed FY25 costs for reimbursement or payment from Environmental Trust, Income.
 - a. General Fund payments for Stormwater Management total \$9,790.50.
6. Discussion on continuing corrective action at the landfill.
7. Set a date for the next meeting.
8. Adjourn

**HAMPDEN ENVIRONMENTAL TRUST
COMMITTEE MEETING**

Thursday, June 27th, 2024

1:30 P.M.

HAMPDEN TOWN OFFICE

MINUTES

1. Call to Order

Chair White opened the meeting at 1:30 p.m.

2. Approval of Meeting Minutes – March 28, 2024

Councilor Jarvi moved to approve meeting minutes from March 28, 2024, seconded by Trustee Lippincott. Unanimous vote 3/0/0.

3. Presentations by representatives of First National Bank

a. Update on the status of the investments.

First National Bank representative Nick Walton went over the trust account with the committee members. He explained that the account has averaged a 7.5 % annual return since it was opened with First National Bank in October 2022.

4. Review of financial statements from Institutional Trustee (First National Bank).

There was no discussion on the financial statements.

5. Review of proposed FY24 costs for reimbursement or payment from Environmental Trust, Income.

a. General Fund payments for Stormwater Management total \$52,821.34

Councilor Jarvi made a motion to approve the reimbursement to the Town's General Fund from the Environmental Trust Income account in the amount of \$52,821.34 Trustee Lippincott seconded the motion. Unanimous vote 3/0/0.

6. Set a date for the next meeting.

The Environmental Trust Committee agreed that the next meeting will be held on September 5, 2024, at 1:30 pm.

7. Adjourn

Councilor Jarvi moved, and Trustee Lippincott seconded to adjourn the meeting at 2:00 p.m., by a 3/0/0 vote.

Respectfully Submitted,

Wanda Libbey, Admin. Assistant



FIRST NATIONAL WEALTH MANAGEMENT
P O BOX 940
DAMARISCOTTA, ME 04543

HAMPDEN ENVIRONMENTAL TRUST
TOWN OF HAMPDEN
106 WESTERN AVE
HAMPDEN, ME 04444

ACCOUNT NAME: **HAMPDEN ENVIRONMENTAL TRUST**

ADMINISTRATIVE OFFICER: **LORRAINE OUELLETTE**
207-669-6368
LORRAINE.OUELLETTE
@THEFIRST.COM




INVESTMENT OFFICER: **MATT WEAVER**
866-563-1900
MATTHEW.WEAVER
@THEFIRST.COM

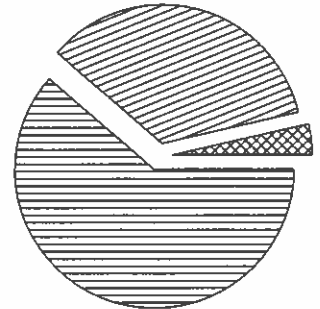
Proprietary Money Market Disclosure

Please be advised that First National Wealth Management may use a First National Bank money market deposit account as a sweep investment vehicle. First National Wealth Management does not receive any compensation from First National Bank for the placement of funds in this account, nor does First National Bank receive any fees from First National Wealth Management for the use of the account. The rate on the account is set by First National Bank. First National Wealth Management reviews its use of the First National Bank money market deposit account on a regular basis to ensure that it is the most appropriate investment for First National Wealth Management client funds.

The privacy of our customers is a top priority for us. If you would like to review our annual Privacy Policy on-line, please feel free to visit our website at www.thefirst.com. If you would prefer to receive a hard copy of our privacy policy via regular U.S. mail instead, please call 1-866-563-1900, extension 3411 or send an e-mail request to hilary.stevens@thefirst.com

PORTFOLIO SUMMARY

	TAX COST	MARKET VALUE	PERCENT
 CASH AND EQUIVALENTS	119,991.89	119,991.89	3.7%
 EQUITIES	999,862.85	1,148,233.18	35.0%
 FIXED INCOME	2,132,418.54	2,013,032.50	61.3%
TOTAL ASSETS	3,252,273.28	3,281,257.57	100.0%
ACCRUED INCOME OTHER	11,848.29	11,848.29	
TOTAL ACCRUED INCOME	11,848.29	11,848.29	
TOTAL ASSETS & ACCRUALS	3,264,121.57	3,293,105.86	
BEGINNING MARKET VALUE	3,287,040.64		
ENDING MARKET VALUE	3,293,105.86		



ACTIVITY SUMMARY

	THIS PERIOD	YEAR TO DATE	REALIZED CAPITAL GAINS / LOSSES	
			THIS PERIOD	YEAR TO DATE
BEGINNING MARKET VALUE	3,281,896.26	3,236,255.48		
DIVIDENDS AND INTEREST	6,190.01	30,743.38		
DISBURSEMENTS	23,355.62-	59,269.60-		
FEES	4,061.36-	8,070.96-		
NET CASH SALES/PURCHASES	21,960.86	37,386.66		
CHANGE IN MARKET VALUE	1,372.58-	44,212.61		
ENDING MARKET VALUE	3,281,257.57	3,281,257.57		
			INVESTMENT PERFORMANCE	
			THIS PERIOD	YEAR TO DATE
			RATE OF RETURN	
			0.82%	3.47%

ACCOUNT NUMBER: 40310000219

STATEMENT PERIOD: APRIL 01, 2024 THROUGH JUNE 30, 2024



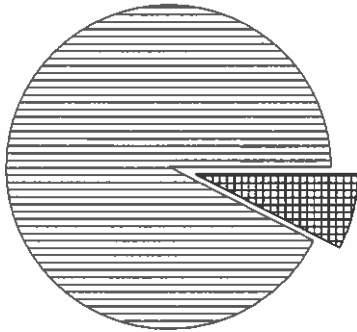
PORTFOLIO DETAIL

DESCRIPTION	MARKET VALUE/ PRICE	TAX COST/ UNREALIZED GAIN/LOSS	EST ANNUAL INCOME/ ACCRUED INC	CURRENT YIELD
CASH AND EQUIVALENTS				
FNWM MONEY MARKET	119,202.41 1.00	119,202.41 0.00	6,162.77 513.56	5.17
CASH	789.48	789.48 0.00		
TOTAL CASH AND EQUIVALENTS	119,991.89	119,991.89 0.00	6,162.77 513.56	5.14

DESCRIPTION	TICKER	SHARES	MARKET VALUE/ PRICE	TAX COST/ UNREALIZED GAIN/LOSS	EST ANNUAL INCOME/ ACCRUED INC	CURRENT YIELD
EQUITIES						
BARON EMERGING MARKETS INSTITUTIONAL	BEXIX	7,409.994	110,927.61 14.97	97,176.91 13,750.70	711.36	0.64
DFA INTERNATIONAL SMALL COMPANY I	DFISX	2,796.389	55,116.83 19.71	49,499.08 5,617.75	1,552.00	2.82
DODGE & COX INTERNATIONAL STOCK I	DODFX	4,594.060	232,984.78 50.71	207,183.00 25,781.78	5,168.32	2.22
DODGE & COX STOCK I	DODGX	1,033.350	265,415.95 256.85	235,272.17 30,143.78	3,891.60	1.47
FIDELITY GROWTH COMPANY FUND	FDGRX	5,638.922	226,628.28 40.19	160,652.71 65,975.57	524.42	0.23
FIDELITY LOW-PRICED STOCK #316	FLPSX	1,761.729	82,466.53 46.81	79,844.60 2,621.93	1,569.70	1.90
MFS MID CAP GROWTH FUND CLASS I	OTCIX	2,620.197	81,461.92 31.09	83,700.00 2,238.08		
NEUBERGER BERMAN GENESIS INSTL	NBGIX	742.414	46,690.42 62.89	44,337.09 2,353.33	71.27	0.15
VANGUARD SMALL CAP VALUE ADMIRAL	VSIAX	593.737	46,580.86 78.42	42,197.29 4,363.57	1,017.07	2.18
TOTAL EQUITIES			1,148,233.18	999,862.85 148,370.33	14,505.74 0.00	1.26

PORTFOLIO DETAIL (CONTINUED)

BOND QUALITY SUMMARY



S & P QUALITY RATING	MARKET VALUE	PERCENT
TREASURY / AGENCY	1,861,380.25	92.5%
NOT RATED	151,652.25	7.5%
Total	2,013,032.50	100.0%

DESCRIPTION	RATING	PAR VALUE	MARKET VALUE/ PRICE	TAX COST/ UNREALIZED GAIN/LOSS	EST ANNUAL INCOME/ ACCRUED INC	CURRENT YIELD
FIXED INCOME						
FHLB CONS BD DTD 08/01/2016 1.875% 09/11/2026	AA+	200,000.000	188,274.00 94.14	203,967.54 15,693.54-	3,750.00 1,145.83	1.99
FHLB CONS BD DTD 07/01/2021 .875% 06/12/2026	AA+	150,000.000	139,051.50 92.70	150,665.92 11,614.42-	1,312.50 69.27	0.94
FFCB DTD 11/05/2015 2.5% 01/13/2025	AA+	125,000.000	123,227.50 98.58	125,452.05 2,224.55-	3,125.00 1,458.33	2.54
JPMORGAN CHASE BANK NA CD CLL DTD 09/28/2022 4.3% 09/30/2024		75,000.000	74,748.00 99.66	75,000.00 252.00-	3,225.00 815.01	4.31
MAINE HEALTH & HIGHER EDL FACS AUTH REV BDS DTD 06/28/2016 5% 07/01/2026		75,000.000	76,904.25 102.54	77,508.33 604.08-	3,750.00 1,875.00	4.88
US TREASURY NOTES DTD 08/23/2018 2.75% 08/31/2025		100,000.000	97,410.00 97.41	99,432.31 2,022.31-	2,750.00 919.16	2.82
US TREASURY NOTES DTD 08/15/2015 2% 08/15/2025		200,000.000	193,390.00 96.70	197,046.88 3,656.88-	4,000.00 1,505.49	2.07
US TREASURY NTS DTD 07/23/2020 .25% 07/31/2025		200,000.000	189,954.00 94.98	197,687.50 7,733.50-	500.00 208.79	0.26
US TREASURY NTS DTD 10/22/2020 .25% 10/31/2025		100,000.000	93,981.00 93.98	96,973.16 2,992.16-	250.00 42.12	0.27
US TREASURY NTS DTD 02/03/2021 1.125% 02/15/2031		200,000.000	163,742.00 81.87	189,904.40 26,162.40-	2,250.00 846.84	1.37
US TREASURY NTS DTD 06/17/2021 .875% 06/30/2026		200,000.000	185,532.00 92.77	201,196.87 15,664.87-	1,750.00 4.76	0.94
US TREASURY NTS DTD 08/19/2021 .75% 08/31/2026		225,000.000	206,939.25 91.97	224,567.95 17,628.70-	1,687.50 564.03	0.82

ACCOUNT NUMBER: 40310000219

STATEMENT PERIOD: APRIL 01, 2024 THROUGH JUNE 30, 2024



PORTFOLIO DETAIL (CONTINUED)

DESCRIPTION	RATING	PAR VALUE	MARKET VALUE/ PRICE	TAX COST/ UNREALIZED GAIN/LOSS	EST ANNUAL INCOME/ ACCRUED INC	CURRENT YIELD
FIXED INCOME						
US TREASURY NTS DTD 02/17/2022 1.875% 02/28/2027		300,000.000	279,879.00 93.29	293,015.63 13,136.63-	5,625.00 1,880.10	2.01
TOTAL FIXED INCOME			2,013,032.50	2,132,418.54 119,386.04-	33,975.00 11,334.73	1.69
TOTAL ASSETS			3,281,257.57	3,252,273.28 28,984.29	54,643.51 11,848.29	1.67
TOTAL ACCRUED INC			11,848.29	11,848.29		
GRAND TOTAL ASSETS			3,293,105.86	3,264,121.57 28,984.29	54,643.51 11,848.29	1.67

TRANSACTION DETAIL

DATE	QUANTITY	DESCRIPTION	TRANSACTION TYPE	CASH	COST BASIS
04/01/24		BEGINNING BALANCE		55.59	3,273,611.60
DIVIDENDS					
04/01/24		MM0000099 DIVIDEND ON FNWM MONEY MARKET PAYABLE 03/31/2024 EFFECTIVE 03/31/2024	DIVIDEND	708.00	
05/01/24		MM0000099 DIVIDEND ON FNWM MONEY MARKET PAYABLE 04/30/2024 EFFECTIVE 04/30/2024	DIVIDEND	530.27	
06/03/24		MM0000099 DIVIDEND ON FNWM MONEY MARKET PAYABLE 05/31/2024 EFFECTIVE 05/31/2024	DIVIDEND	518.44	
06/26/24		256219106 DIVIDEND ON 1,033.35 SHS DODGE & COX STOCK I AT 1.214 PER SHARE PAYABLE 06/25/2024 EX DATE 06/25/2024 EFFECTIVE 06/25/2024	DIVIDEND	1,254.49	
06/28/24		921937686 DIVIDEND ON 593.737 SHS VANGUARD SMALL CAP VALUE ADMIRAL AT .4368 PER SHARE PAYABLE 06/28/2024 EX DATE 06/27/2024	DIVIDEND	259.34	
06/28/24		233203629 DIVIDEND ON 2,796.389 SHS DFA INTERNATIONAL SMALL COMPANY I AT .18958 PER SHARE PAYABLE 06/28/2024 EX DATE 06/27/2024	DIVIDEND	530.14	
TOTAL DIVIDENDS				3,800.68	0.00
INTEREST					
04/01/24		46593LQF9 INTEREST ON 75,000 UNITS JPMORGAN CHASE BANK NA CD CLL DTD 09/28/2022 4.3% 09/30/2024 PAYABLE 03/30/2024 EFFECTIVE 03/30/2024	INTEREST RCVD	1,608.08	
04/30/24		91282CAT8 INTEREST ON 100,000 UNITS US TREASURY NTS DTD 10/22/2020 .25% 10/31/2025 PAYABLE 04/30/2024	INTEREST RCVD	125.00	
06/12/24		3130AN4T4 INTEREST ON 150,000 UNITS FHLB CONS BD DTD 07/01/2021 875% 06/12/2026 PAYABLE 06/12/2024	INTEREST RCVD	656.25	
TOTAL INTEREST				2,389.33	0.00
DISTRIBUTIONS					
04/08/24		DISTRIBUTION TO TOWN OF HAMPDEN DISTRIBUTION PER REQUEST OF INDIVIDUAL TRUSTEES DTD 4/1/24	DISBURSEMENT	23,355.62-	
TOTAL DISTRIBUTIONS				23,355.62-	0.00



TRANSACTION DETAIL (CONTINUED)

DATE	QUANTITY	DESCRIPTION	TRANSACTION TYPE	CASH	COST BASIS
FEES					
04/08/24		FEE TO FIRST NATIONAL WEALTH MANAGEMENT FOR THE PERIOD ENDING 03/31/2024 BASED ON AVERAGE MARKET VALUE___1,697.78 DISCOUNT_____1,018.67	DISBURSEMENT	679.11-	
04/08/24		FEE TO FIRST NATIONAL WEALTH MANAGEMENT FOR THE PERIOD ENDING 03/31/2024 BASED ON AVERAGE MARKET VALUE___1,697.78 DISCOUNT_____1,018.67	DISBURSEMENT	679.11-	
05/07/24		FEE TO FIRST NATIONAL WEALTH MANAGEMENT FOR THE PERIOD ENDING 04/30/2024 BASED ON AVERAGE MARKET VALUE___1,680.27 DISCOUNT_____1,008.16	DISBURSEMENT	672.11-	
05/07/24		FEE TO FIRST NATIONAL WEALTH MANAGEMENT FOR THE PERIOD ENDING 04/30/2024 BASED ON AVERAGE MARKET VALUE___1,680.27 DISCOUNT_____1,008.16	DISBURSEMENT	672.11-	
06/07/24		FEE TO FIRST NATIONAL WEALTH MANAGEMENT FOR THE PERIOD ENDING 05/31/2024 BASED ON AVERAGE MARKET VALUE___1,698.66 DISCOUNT_____1,019.20	DISBURSEMENT	679.46-	
06/07/24		FEE TO FIRST NATIONAL WEALTH MANAGEMENT FOR THE PERIOD ENDING 05/31/2024 BASED ON AVERAGE MARKET VALUE___1,698.66 DISCOUNT_____1,019.20	DISBURSEMENT	679.46-	
TOTAL FEES				4,061.36-	0.00
OTHER DISBURSEMENTS					
06/12/24		3130AN4T4 AMORTIZATION ON 150,000 UNITS FHLB CONS BD DTD 07/01/2021 .875% 06/12/2026 TO ADJUST TAX LOT, AMORTIZATION = 166.94-	AMORTIZATION		166.94-
TOTAL OTHER DISBURSEMENTS				0.00	166.94-
SALES AND MATURITIES					
06/30/24	21,960.860-	MM0000099 NET WITHDRAWAL FNWM MONEY MARKET	NET CASH MGMT	21,960.86	21,960.86-
TOTAL SALES AND MATURITIES				21,960.86	21,960.86-
06/30/24		ENDING BALANCE		789.48	3,251,483.80

Jun-24							
amount carried forward			\$3,266,737.67				
Withdrawals							
Income Div. & Cap Gains			\$3,218.66				
Fees			-\$1,358.92				
other receipts & disbursements							
net cash sales/purchases			-\$1,070.26				
Change in Mkt Value			\$13,730.42				
			G4-110-19		G4-610-18 total	MAX AVAILABLE SPEND FOR FY24 4%	
Balance			\$3,281,257.57		\$3,281,257.57	\$131,250.30	
		difference	\$14,519.90		\$14,519.90	fund balance +/-	
		june posting					
		+	-				
		debit	credit				
prin	G4-110-19	\$14,519.90					
fund bal	G4-610-18		\$14,519.90				

FIRST NATIONAL WEALTH MANAGEMENT
P O BOX 940
DAMARISCOTTA, ME 04543

HAMPDEN ENVIRONMENTAL TRUST
TOWN OF HAMPDEN
106 WESTERN AVE
HAMPDEN, ME 04444

ACCOUNT NAME: **HAMPDEN ENVIRONMENTAL TRUST**

ADMINISTRATIVE OFFICER: **LORRAINE OUELLETTE**
207-669-6368
LORRAINE.OUELLETTE
@THEFIRST.COM

INVESTMENT OFFICER: **MATT WEAVER**
866-563-1900
MATTHEW.WEAVER
@THEFIRST.COM

Proprietary Money Market Disclosure




Please be advised that First National Wealth Management may use a First National Bank money market deposit account as a sweep investment vehicle. First National Wealth Management does not receive any compensation from First National Bank for the placement of funds in this account, nor does First National Bank receive any fees from First National Wealth Management for the use of the account. The rate on the account is set by First National Bank. First National Wealth Management reviews its use of the First National Bank money market deposit account on a regular basis to ensure that it is the most appropriate investment for First National Wealth Management client funds.

The privacy of our customers is a top priority for us. If you would like to review our annual Privacy Policy on-line, please feel free to visit our website at www.thefirst.com. If you would prefer to receive a hard copy of our privacy policy via regular U.S. mail instead, please call 1-866-563-1900, extension 3411 or send an e-mail request to hilary.stevens@thefirst.com

ACCOUNT NUMBER: **40310000219**

STATEMENT PERIOD: JUNE 01, 2024 THROUGH JUNE 30, 2024

PORTFOLIO SUMMARY

	TAX COST	MARKET VALUE	PERCENT
 CASH AND EQUIVALENTS	119,991.89	119,991.89	3.7%
 EQUITIES	999,862.85	1,148,233.18	35.0%
 FIXED INCOME	2,132,418.54	2,013,032.50	61.3%
TOTAL ASSETS	3,252,273.28	3,281,257.57	100.0%
ACCRUED INCOME OTHER	11,848.29	11,848.29	
TOTAL ACCRUED INCOME	11,848.29	11,848.29	
TOTAL ASSETS & ACCRUALS	3,264,121.57	3,293,105.86	
BEGINNING MARKET VALUE	3,277,313.72		
ENDING MARKET VALUE	3,293,105.86		



ACTIVITY SUMMARY

	THIS PERIOD	YEAR TO DATE	REALIZED CAPITAL GAINS / LOSSES	
			THIS PERIOD	YEAR TO DATE
BEGINNING MARKET VALUE	3,266,737.67	3,236,255.48		
DIVIDENDS AND INTEREST	3,218.66	30,743.38		
DISBURSEMENTS	0.00	59,269.60	LONG TERM	0.00
FEEs	1,358.92	8,070.96	SHORT TERM	0.00
NET CASH SALES/PURCHASES	1,070.26	37,386.66	TOTAL GAINS / LOSSES	0.00
CHANGE IN MARKET VALUE	13,730.42	44,212.61		19,298.13
ENDING MARKET VALUE	3,281,257.57	3,281,257.57	INVESTMENT PERFORMANCE	
			THIS PERIOD	YEAR TO DATE
			RATE OF RETURN	0.49%
				3.47%

ACCOUNT NUMBER: 40310000219

STATEMENT PERIOD: JUNE 01, 2024 THROUGH JUNE 30, 2024


PORTFOLIO DETAIL

DESCRIPTION	MARKET VALUE/ PRICE	TAX COST/ UNREALIZED GAIN/LOSS	EST ANNUAL INCOME/ ACCRUED INC	CURRENT YIELD
CASH AND EQUIVALENTS				
FNWM MONEY MARKET	119,202.41 1.00	119,202.41 0.00	6,162.77 513.56	5.17
CASH	789.48	789.48 0.00		
TOTAL CASH AND EQUIVALENTS	119,991.89	119,991.89 0.00	6,162.77 513.56	5.14

DESCRIPTION	TICKER	SHARES	MARKET VALUE/ PRICE	TAX COST/ UNREALIZED GAIN/LOSS	EST ANNUAL INCOME/ ACCRUED INC	CURRENT YIELD
EQUITIES						
BARON EMERGING MARKETS INSTITUTIONAL	BEXIX	7,409.994	110,927.61 14.97	97,176.91 13,750.70	711.36	0.64
DFA INTERNATIONAL SMALL COMPANY I	DFISX	2,796.389	55,116.83 19.71	49,499.08 5,617.75	1,552.00	2.82
DODGE & COX INTERNATIONAL STOCK I	DODFX	4,594.060	232,964.78 50.71	207,183.00 25,781.78	5,168.32	2.22
DODGE & COX STOCK I	DODGX	1,033.350	265,415.95 256.85	235,272.17 30,143.78	3,891.60	1.47
FIDELITY GROWTH COMPANY FUND	FDGRX	5,638.922	226,628.28 40.19	160,652.71 65,975.57	524.42	0.23
FIDELITY LOW-PRICED STOCK #316	FLPSX	1,761.729	82,466.53 46.81	79,844.60 2,621.93	1,569.70	1.90
MFS MID CAP GROWTH FUND CLASS I	OTCIX	2,620.197	81,461.92 31.09	83,700.00 2,238.08-		
NEUBERGER BERMAN GENESIS INSTL	NBGIX	742.414	46,690.42 62.89	44,337.09 2,353.33	71.27	0.15
VANGUARD SMALL CAP VALUE ADMIRAL	VSIAX	593.737	46,560.86 78.42	42,197.29 4,363.57	1,017.07	2.18
TOTAL EQUITIES			1,148,233.18	999,862.85 148,370.33	14,505.74 0.00	1.26

PORTFOLIO DETAIL (CONTINUED)

BOND QUALITY SUMMARY



DESCRIPTION	RATING	PAR VALUE	MARKET VALUE/ PRICE	TAX COST/ UNREALIZED GAIN/LOSS	EST ANNUAL INCOME/ ACCRUED INC	CURRENT YIELD
FIXED INCOME						
FHLB CONS BD DTD 08/01/2016 1.875% 09/11/2026	AA+	200,000.00	188,274.00 94.14	203,967.54 15,693.54-	3,750.00 1,145.83	1.99
FHLB CONS BD DTD 07/01/2021 .875% 06/12/2026	AA+	150,000.00	139,051.50 92.70	150,665.92 11,614.42-	1,312.50 69.27	0.94
FFCB DTD 11/05/2015 2.5% 01/13/2025	AA+	125,000.00	123,227.50 98.58	125,452.05 2,224.55-	3,125.00 1,458.33	2.54
JPMORGAN CHASE BANK NA CD CLL DTD 09/28/2022 4.3% 09/30/2024		75,000.00	74,748.00 99.66	75,000.00 252.00-	3,225.00 815.01	4.31
MAINE HEALTH & HIGHER EDL FACS AUTH REV BDS DTD 06/28/2016 5% 07/01/2026		75,000.00	76,904.25 102.54	77,508.33 604.08-	3,750.00 1,875.00	4.88
US TREASURY NOTES DTD 08/23/2018 2.75% 08/31/2025		100,000.00	97,410.00 97.41	99,432.31 2,022.31-	2,750.00 919.16	2.82
US TREASURY NOTES DTD 08/15/2015 2% 08/15/2025		200,000.00	193,390.00 96.70	197,046.88 3,656.88-	4,000.00 1,505.49	2.07
US TREASURY NTS DTD 07/23/2020 .25% 07/31/2025		200,000.00	189,954.00 94.98	197,687.50 7,733.50-	500.00 208.79	0.26
US TREASURY NTS DTD 10/22/2020 .25% 10/31/2025		100,000.00	93,981.00 93.98	96,973.16 2,992.16-	250.00 42.12	0.27
US TREASURY NTS DTD 02/03/2021 1.125% 02/15/2031		200,000.00	163,742.00 81.87	189,904.40 26,162.40-	2,250.00 846.84	1.37
US TREASURY NTS DTD 06/17/2021 .875% 06/30/2026		200,000.00	185,532.00 92.77	201,196.87 15,664.87-	1,750.00 4.76	0.94
US TREASURY NTS DTD 08/19/2021 .75% 08/31/2026		225,000.00	206,939.25 91.97	224,567.95 17,628.70-	1,687.50 564.03	0.82

ACCOUNT NUMBER: 40310000219

STATEMENT PERIOD: JUNE 01, 2024 THROUGH JUNE 30, 2024

PORTFOLIO DETAIL (CONTINUED)

DESCRIPTION	RATING	PAR VALUE	MARKET VALUE/ PRICE	TAX COST/ UNREALIZED GAIN/LOSS	EST ANNUAL INCOME/ ACCRUED INC	CURRENT YIELD
FIXED INCOME						
US TREASURY NTS DTD 02/17/2022 1.875% 02/28/2027		300,000.000	279,879.00 93.29	293,015.63 13,136.63-	5,625.00 1,880.10	2.01
TOTAL FIXED INCOME			2,013,032.50	2,132,418.54 119,386.04-	33,975.00 11,334.73	1.69
TOTAL ASSETS			3,281,257.57	3,252,273.28 28,984.29	54,643.51 11,848.29	1.67
TOTAL ACCRUED INC			11,848.29	11,848.29		
GRAND TOTAL ASSETS			3,293,105.86	3,264,121.57 28,984.29	54,643.51 11,848.29	1.67

TRANSACTION DETAIL

DATE	QUANTITY	DESCRIPTION	TRANSACTION TYPE	CASH	COST BASIS
06/01/24		BEGINNING BALANCE		0.00	3,250,580.48
DIVIDENDS					
06/03/24		MM0000099 DIVIDEND ON FNWM MONEY MARKET PAYABLE 05/31/2024 EFFECTIVE 05/31/2024	DIVIDEND	518.44	
06/26/24		256219106 DIVIDEND ON 1,033.35 SHS DODGE & COX STOCK I AT 1.214 PER SHARE PAYABLE 06/25/2024 EX DATE 06/25/2024 EFFECTIVE 06/25/2024	DIVIDEND	1,254.49	
06/28/24		921937686 DIVIDEND ON 593.737 SHS VANGUARD SMALL CAP VALUE ADMIRAL AT .4368 PER SHARE PAYABLE 06/28/2024 EX DATE 06/27/2024	DIVIDEND	259.34	
06/28/24		233203629 DIVIDEND ON 2,796.389 SHS DFA INTERNATIONAL SMALL COMPANY I AT .18958 PER SHARE PAYABLE 06/28/2024 EX DATE 06/27/2024	DIVIDEND	530.14	
TOTAL DIVIDENDS				2,562.41	0.00
INTEREST					
06/12/24		3130AN4T4 INTEREST ON 150,000 UNITS FHLB CONS BD DTD 07/01/2021 .875% 06/12/2026 PAYABLE 06/12/2024	INTEREST RCVD	656.25	
TOTAL INTEREST				656.25	0.00
PURCHASES					
06/30/24	1,070.260	MM0000099 NET DEPOSIT FNWM MONEY MARKET	NET CASH MGMT	1,070.26-	1,070.26
TOTAL PURCHASES				1,070.26-	1,070.26
FEES					
06/07/24		FEE TO FIRST NATIONAL WEALTH MANAGEMENT FOR THE PERIOD ENDING 05/31/2024 BASED ON AVERAGE MARKET VALUE___1,698.66 DISCOUNT_____1,019.20	DISBURSEMENT	679.46-	
06/07/24		FEE TO FIRST NATIONAL WEALTH MANAGEMENT FOR THE PERIOD ENDING 05/31/2024 BASED ON AVERAGE MARKET VALUE___1,698.66 DISCOUNT_____1,019.20	DISBURSEMENT	679.46-	
TOTAL FEES				1,358.92-	0.00
OTHER DISBURSEMENTS					
06/12/24		3130AN4T4 AMORTIZATION ON 150,000 UNITS FHLB CONS BD DTD 07/01/2021 .875% 06/12/2026 TO ADJUST TAX LOT, AMORTIZATION = 166.94-	AMORTIZATION		166.94-
TOTAL OTHER DISBURSEMENTS				0.00	166.94-
06/30/24		ENDING BALANCE		789.48	3,251,483.80



ACCOUNT NUMBER: **40310000219**
STATEMENT PERIOD: JULY 01, 2024 THROUGH JULY 31, 2024

FIRST NATIONAL WEALTH MANAGEMENT
P O BOX 940
DAMARISCOTTA, ME 04543

HAMPDEN ENVIRONMENTAL TRUST
TOWN OF HAMPDEN
106 WESTERN AVE
HAMPDEN, ME 04444

ACCOUNT NAME:	HAMPDEN ENVIRONMENTAL TRUST
ADMINISTRATIVE OFFICER:	LORRAINE OUELLETTE 207-669-6368 LORRAINE.OUELLETTE @THEFIRST.COM
INVESTMENT OFFICER:	MATT WEAVER 866-563-1900 MATTHEW.WEAVER @THEFIRST.COM

Proprietary Money Market Disclosure




Please be advised that First National Wealth Management may use a First National Bank money market deposit account as a sweep investment vehicle. First National Wealth Management does not receive any compensation from First National Bank for the placement of funds in this account, nor does First National Bank receive any fees from First National Wealth Management for the use of the account. The rate on the account is set by First National Bank. First National Wealth Management reviews its use of the First National Bank money market deposit account on a regular basis to ensure that it is the most appropriate investment for First National Wealth Management client funds.

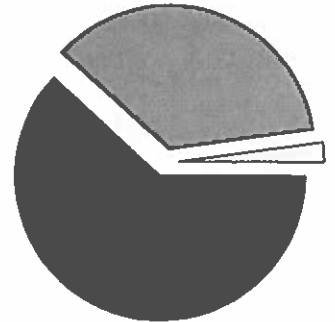
The privacy of our customers is a top priority for us. If you would like to review our annual Privacy Policy on-line, please feel free to visit our website at www.thefirst.com. If you would prefer to receive a hard copy of our privacy policy via regular U.S. mail instead, please call 1-866-563-1900, extension 3411 or send an e-mail request to hilary.stevens@thefirst.com

ACCOUNT NUMBER: **40310000219**

STATEMENT PERIOD: JULY 01, 2024 THROUGH JULY 31, 2024

PORTFOLIO SUMMARY

	TAX COST	MARKET VALUE	PERCENT
 CASH AND EQUIVALENTS	70,868.30	70,868.30	2.2%
 EQUITIES	999,862.85	1,181,393.68	36.0%
 FIXED INCOME	2,131,454.33	2,031,137.00	61.8%
TOTAL ASSETS	3,202,185.48	3,283,398.98	100.0%
ACCRUED INCOME OTHER	10,810.00	10,810.00	
TOTAL ACCRUED INCOME	10,810.00	10,810.00	
TOTAL ASSETS & ACCRUALS	3,212,995.48	3,294,208.98	
BEGINNING MARKET VALUE	3,293,105.86		
ENDING MARKET VALUE	3,294,208.98		



ACTIVITY SUMMARY

	THIS PERIOD	YEAR TO DATE	REALIZED CAPITAL GAINS / LOSSES	
			THIS PERIOD	YEAR TO DATE
BEGINNING MARKET VALUE	3,281,257.57	3,236,255.48		
DIVIDENDS AND INTEREST	5,063.17	35,806.55		
DISBURSEMENTS	52,821.34-	112,090.94-	LONG TERM	0.00
FEES	1,365.42-	9,436.38-	SHORT TERM	0.00
NET CASH SALES/PURCHASES	48,334.11	85,720.77	TOTAL GAINS / LOSSES	0.00
CHANGE IN MARKET VALUE	2,930.89	47,143.50		19,298.13
ENDING MARKET VALUE	3,283,398.98	3,283,398.98		
			INVESTMENT PERFORMANCE	
			THIS PERIOD	YEAR TO DATE
RATE OF RETURN			1.72%	5.21%

ACCOUNT NUMBER: 40310000219

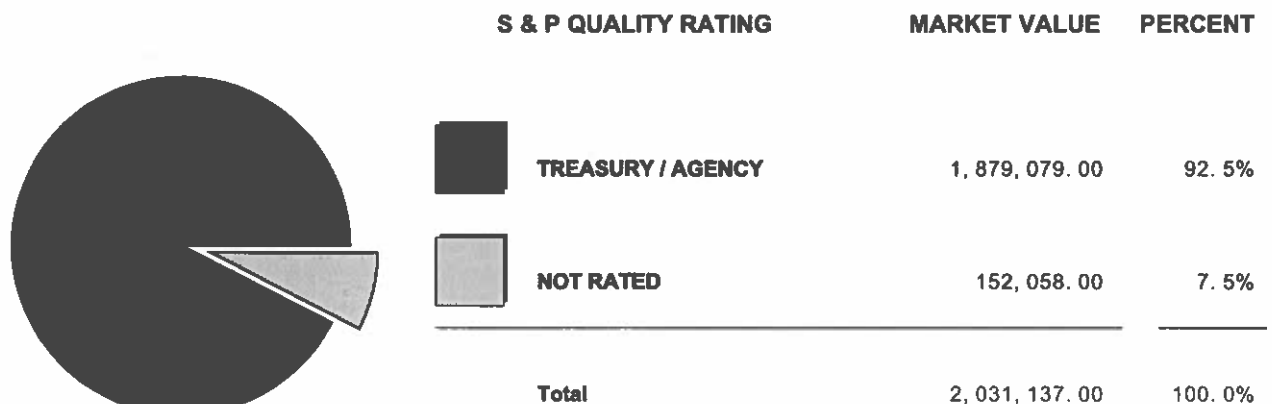
STATEMENT PERIOD: JULY 01, 2024 THROUGH JULY 31, 2024

PORTFOLIO DETAIL

DESCRIPTION	MARKET VALUE/ PRICE	TAX COST/ UNREALIZED GAIN/LOSS	EST ANNUAL INCOME/ ACCRUED INC	CURRENT YIELD
CASH AND EQUIVALENTS				
FNWM MONEY MARKET	70,868.30 1.00	70,868.30 0.00	3,663.89 305.33	5.17
TOTAL CASH AND EQUIVALENTS	70,868.30	70,868.30 0.00	3,663.89 305.33	5.17

DESCRIPTION	TICKER	SHARES	MARKET VALUE/ PRICE	TAX COST/ UNREALIZED GAIN/LOSS	EST ANNUAL INCOME/ ACCRUED INC	CURRENT YIELD
EQUITIES						
BARON EMERGING MARKETS INSTITUTIONAL	BEXIX	7,409.994	113,002.41 15.25	97,176.91 15,825.50	711.36	0.63
DFA INTERNATIONAL SMALL COMPANY I	DFISX	2,796.389	57,857.29 20.69	49,499.08 8,358.21	1,552.00	2.68
DODGE & COX INTERNATIONAL STOCK I	DODFX	4,594.060	240,361.22 52.32	207,183.00 33,178.22	5,168.32	2.15
DODGE & COX STOCK I	DODGX	1,033.350	277,092.80 268.15	235,272.17 41,820.63	3,891.60	1.40
FIDELITY GROWTH COMPANY FUND	FDGRX	5,638.922	222,342.69 39.43	160,652.71 61,689.98	524.42	0.24
FIDELITY LOW-PRICED STOCK #316	FLPSX	1,761.729	86,712.30 49.22	79,844.60 6,867.70	1,569.70	1.81
MFS MID CAP GROWTH FUND CLASS I	OTCIX	2,620.197	82,562.41 31.51	83,700.00 1,137.59-		
NEUBERGER BERMAN GENESIS INSTL	NBGIX	742.414	50,929.60 68.60	44,337.09 6,592.51	71.27	0.14
VANGUARD SMALL CAP VALUE ADMIRAL	VSIAX	593.737	50,532.96 85.11	42,197.29 8,335.67	1,017.07	2.01
TOTAL EQUITIES			1,181,393.68	999,862.85 181,530.83	14,505.74 0.00	1.23

BOND QUALITY SUMMARY



ACCOUNT NUMBER: **40310000219**

STATEMENT PERIOD: JULY 01, 2024 THROUGH JULY 31, 2024

PORTFOLIO DETAIL (CONTINUED)

DESCRIPTION	RATING	PAR VALUE	MARKET VALUE/ PRICE	TAX COST/ UNREALIZED GAIN/LOSS	EST ANNUAL INCOME/ ACCRUED INC	CURRENT YIELD
FIXED INCOME						
FHLB CONS BD DTD 08/01/2016 1.875% 09/11/2026	AA+	200,000.000	190,002.00 95.00	203,967.54 13,965.54-	3,750.00 1,458.33	1.97
FHLB CONS BD DTD 07/01/2021 .875% 06/12/2026	AA+	150,000.000	140,550.00 93.70	150,665.92 10,115.92-	1,312.50 178.65	0.93
FFCB DTD 11/05/2015 2.5% 01/13/2025	AA+	125,000.000	123,383.75 98.71	125,227.26 1,843.51-	3,125.00 156.25	2.53
JPMORGAN CHASE BANK NA CD CLL DTD 09/28/2022 4.3% 09/30/2024		75,000.000	74,850.75 99.80	75,000.00 149.25-	3,225.00 1,086.68	4.31
MAINE HEALTH & HIGHER EDL FACS AUTH REV BDS DTD 06/28/2016 5% 07/01/2026		75,000.000	77,207.25 102.94	77,007.76 199.49	3,750.00 312.50	4.86
US TREASURY NOTES DTD 08/23/2018 2.75% 08/31/2025		100,000.000	97,883.00 97.88	99,432.31 1,549.31-	2,750.00 1,150.82	2.81
US TREASURY NOTES DTD 08/15/2015 2% 08/15/2025		200,000.000	194,512.00 97.26	197,046.88 2,534.88-	4,000.00 1,846.15	2.06
US TREASURY NTS DTD 07/23/2020 .25% 07/31/2025		200,000.000	191,308.00 95.65	197,687.50 6,379.50-	500.00 1.36	0.26
US TREASURY NTS DTD 10/22/2020 .25% 10/31/2025		100,000.000	94,711.00 94.71	96,973.16 2,262.16-	250.00 63.18	0.26
US TREASURY NTS DTD 02/03/2021 1.125% 02/15/2031		200,000.000	167,250.00 83.63	189,904.40 22,654.40-	2,250.00 1,038.46	1.35
US TREASURY NTS DTD 06/17/2021 .875% 06/30/2026		200,000.000	187,312.00 93.66	200,958.02 13,646.02-	1,750.00 152.17	0.93
US TREASURY NTS DTD 08/19/2021 .75% 08/31/2026		225,000.000	209,135.25 92.95	224,567.95 15,432.70-	1,687.50 706.18	0.81
US TREASURY NTS DTD 02/17/2022 1.875% 02/28/2027		300,000.000	283,032.00 94.34	293,015.63 9,983.63-	5,625.00 2,353.94	1.99
TOTAL FIXED INCOME			2,031,137.00	2,131,454.33 100,317.33-	33,975.00 10,504.67	1.67
TOTAL ASSETS			3,283,398.98	3,202,185.48 81,213.50	52,144.63 10,810.00	1.59
TOTAL ACCRUED INC			10,810.00	10,810.00		
GRAND TOTAL ASSETS			3,294,208.98	3,212,995.48 81,213.50	52,144.63 10,810.00	1.59

TRANSACTION DETAIL

DATE	QUANTITY	DESCRIPTION	TRANSACTION TYPE	CASH	COST BASIS
07/01/24		BEGINNING BALANCE		789.48	3,251,483.80
DIVIDENDS					
07/01/24		MM0000099 DIVIDEND ON FNWM MONEY MARKET PAYABLE 06/30/2024 EFFECTIVE 06/30/2024	DIVIDEND	500.67	
TOTAL DIVIDENDS				500.67	0.00
INTEREST					
07/01/24		91282CCJ8 INTEREST ON 200,000 UNITS US TREASURY NTS DTD 06/17/2021 .875% 06/30/2026 PAYABLE 06/30/2024 EFFECTIVE 06/30/2024	INTEREST RCVD	875.00	
07/01/24		56042R6S6 INTEREST ON 75,000 UNITS MAINE HEALTH & HIGHER EDL FACS AUTH REV BDS DTD 06/28/2016 5% 07/01/2026 PAYABLE 07/01/2024	INTEREST RCVD	1,875.00	
07/15/24		3133EFNW3 INTEREST ON 125,000 UNITS FFCB DTD 11/05/2015 2.5% 01/13/2025 PAYABLE 07/13/2024 EFFECTIVE 07/13/2024	INTEREST RCVD	1,562.50	
07/31/24		91282CAB7 INTEREST ON 200,000 UNITS US TREASURY NTS DTD 07/23/2020 .25% 07/31/2025 PAYABLE 07/31/2024	INTEREST RCVD	250.00	
TOTAL INTEREST				4,562.50	0.00
DISTRIBUTIONS					
07/09/24		DISTRIBUTION TO TOWN OF HAMPDEN DISTRIBUTION PER REQUEST OF INDIVIDUAL TRUSTEES DTD 7/1/24	DISBURSEMENT	52,821.34-	
TOTAL DISTRIBUTIONS				52,821.34-	0.00
FEES					
07/09/24		FEE TO FIRST NATIONAL WEALTH MANAGEMENT FOR THE PERIOD ENDING 06/30/2024 BASED ON AVERAGE MARKET VALUE__ 1,706.78 DISCOUNT_____ 1,024.07	DISBURSEMENT	682.71-	
07/09/24		FEE TO FIRST NATIONAL WEALTH MANAGEMENT FOR THE PERIOD ENDING 06/30/2024 BASED ON AVERAGE MARKET VALUE__ 1,706.78 DISCOUNT_____ 1,024.07	DISBURSEMENT	682.71-	
TOTAL FEES				1,365.42-	0.00

ACCOUNT NUMBER: **40310000219**

STATEMENT PERIOD: JULY 01, 2024 THROUGH JULY 31, 2024

TRANSACTION DETAIL (CONTINUED)

DATE	QUANTITY	DESCRIPTION	TRANSACTION TYPE	CASH	COST BASIS
OTHER DISBURSEMENTS					
07/01/24		91282CCJ8 AMORTIZATION ON 200,000 UNITS US TREASURY NTS DTD 06/17/2021 .875% 06/30/2026 EFFECTIVE 06/30/2024 TO ADJUST TAX LOT, AMORTIZATION = 238.85-	AMORTIZATION		238.85-
07/01/24		56042R6S6 AMORTIZATION ON 75,000 UNITS MAINE HEALTH & HIGHER EDL FACS AUTH REV BDS DTD 06/28/2016 5% 07/01/2026 TO ADJUST TAX LOT, AMORTIZATION = 500.57-	AMORTIZATION		500.57-
07/15/24		3133EFNW3 AMORTIZATION ON 125,000 UNITS FFCB DTD 11/05/2015 2.5% 01/13/2025 EFFECTIVE 07/13/2024 TO ADJUST TAX LOT, AMORTIZATION = 224.79-	AMORTIZATION		224.79-
TOTAL OTHER DISBURSEMENTS				0.00	964.21-
SALES AND MATURITIES					
07/31/24	48,334.110-	MM0000099 NET WITHDRAWAL FNWM MONEY MARKET	NET CASH MGMT	48,334.11	48,334.11-
TOTAL SALES AND MATURITIES				48,334.11	48,334.11-
07/31/24		ENDING BALANCE		0.00	3,202,185.48

Aug-24							
amount carried forward			\$3,283,398.98				
Withdrawals							
Income Div. & Cap Gains			\$3,499.13				
Fees			-\$1,365.33				
other receipts & disbursements							
net cash sales/purchases			-\$2,133.80				
Change in Mkt Value			\$37,981.74				
			G4-110-19		G4-610-18 total	MAX AVAILABLE SPEND FOR FY25 4%	
Balance			\$3,321,380.72		\$3,321,380.72	\$132,855.23	
			difference	\$37,981.74	\$37,981.74	fund balance +/-	
			July posting				
			+	-			
			debit	credit			
prin	G4-110-19		\$37,981.74				
fund bal	G4-610-18			\$37,981.74			

FIRST NATIONAL WEALTH MANAGEMENT
P O BOX 940
DAMARISCOTTA, ME 04543

HAMPDEN ENVIRONMENTAL TRUST
TOWN OF HAMPDEN
106 WESTERN AVE
HAMPDEN, ME 04444

ACCOUNT NAME: **HAMPDEN ENVIRONMENTAL TRUST**

ADMINISTRATIVE OFFICER: **LORRAINE OUELLETTE**
207-669-6368
LORRAINE.OUELLETTE
@THEFIRST.COM

INVESTMENT OFFICER: **MATT WEAVER**
866-563-1900
MATTHEW.WEAVER
@THEFIRST.COM




Proprietary Money Market Disclosure

Please be advised that First National Wealth Management may use a First National Bank money market deposit account as a sweep investment vehicle. First National Wealth Management does not receive any compensation from First National Bank for the placement of funds in this account, nor does First National Bank receive any fees from First National Wealth Management for the use of the account. The rate on the account is set by First National Bank. First National Wealth Management reviews its use of the First National Bank money market deposit account on a regular basis to ensure that it is the most appropriate investment for First National Wealth Management client funds.

ACCOUNT NUMBER: **40310000219**

STATEMENT PERIOD: AUGUST 01, 2024 THROUGH AUGUST 31, 2024

PORTFOLIO SUMMARY

	TAX COST	MARKET VALUE	PERCENT
 CASH AND EQUIVALENTS	73,002.10	73,002.10	2.2%
 EQUITIES	999,862.85	1,199,544.37	36.1%
 FIXED INCOME	2,131,454.33	2,048,834.25	61.7%
TOTAL ASSETS	3,204,319.28	3,321,380.72	100.0%
ACCRUED INCOME			
OTHER	5,517.22	5,517.22	
TOTAL ACCRUED INCOME	5,517.22	5,517.22	
TOTAL ASSETS & ACCRUALS	3,209,836.50	3,326,897.94	
BEGINNING MARKET VALUE	3,294,208.98		
ENDING MARKET VALUE	3,326,897.94		



ACTIVITY SUMMARY

	THIS PERIOD	YEAR TO DATE	REALIZED CAPITAL GAINS / LOSSES	
			THIS PERIOD	YEAR TO DATE
BEGINNING MARKET VALUE	3,283,398.98	3,236,255.48		
DIVIDENDS AND INTEREST	3,499.13	39,305.68		
DISBURSEMENTS	0.00	112,090.94	LONG TERM	0.00
FEEs	1,365.33	10,801.71	SHORT TERM	0.00
NET CASH SALES/PURCHASES	2,133.80	83,586.97	TOTAL GAINS / LOSSES	0.00
CHANGE IN MARKET VALUE	37,981.74	85,125.24		19,298.13
ENDING MARKET VALUE	3,321,380.72	3,321,380.72	INVESTMENT PERFORMANCE	
			THIS PERIOD	YEAR TO DATE
			RATE OF RETURN	
			1.20%	6.43%

ACCOUNT NUMBER: **40310000219**


STATEMENT PERIOD: AUGUST 01, 2024 THROUGH AUGUST 31, 2024

PORTFOLIO DETAIL

DESCRIPTION	MARKET VALUE/ PRICE	TAX COST/ UNREALIZED GAIN/LOSS	EST ANNUAL INCOME/ ACCRUED INC	CURRENT YIELD
CASH AND EQUIVALENTS				
FNWM MONEY MARKET	73,002.10 1.00	73,002.10 0.00	3,774.21 314.51	5.17
TOTAL CASH AND EQUIVALENTS	73,002.10	73,002.10 0.00	3,774.21 314.51	5.17

DESCRIPTION	TICKER	SHARES	MARKET VALUE/ PRICE	TAX COST/ UNREALIZED GAIN/LOSS	EST ANNUAL INCOME/ ACCRUED INC	CURRENT YIELD
EQUITIES						
BARON EMERGING MARKETS INSTITUTIONAL	BEXIX	7,409.994	113,891.61 15.37	97,176.91 16,714.70	711.36	0.62
DFA INTERNATIONAL SMALL COMPANY I	DFISX	2,796.389	58,808.06 21.03	49,499.08 9,308.98	1,552.00	2.64
DODGE & COX INTERNATIONAL STOCK I	DODFX	4,594.060	247,436.07 53.86	207,183.00 40,253.07	5,168.32	2.09
DODGE & COX STOCK I	DODGX	1,033.350	282,600.56 273.48	235,272.17 47,328.39	3,891.60	1.38
FIDELITY GROWTH COMPANY FUND	FDGRX	5,638.922	225,387.71 39.97	160,652.71 64,735.00	524.42	0.23
FIDELITY LOW-PRICED STOCK #316	FLPSX	1,761.729	86,729.92 49.23	79,844.60 6,885.32	1,569.70	1.81
MFS MID CAP GROWTH FUND CLASS I	OTCIX	2,620.197	83,584.28 31.90	83,700.00 115.72-		
NEUBERGER BERMAN GENESIS INSTL	NBGIX	742.414	50,454.46 67.96	44,337.09 6,117.37	71.27	0.14
VANGUARD SMALL CAP VALUE ADMIRAL	VSIAX	593.737	50,651.70 85.31	42,197.29 8,454.41	1,017.07	2.01
TOTAL EQUITIES			1,199,544.37	999,862.85 199,681.52	14,505.74 0.00	1.21

BOND QUALITY SUMMARY



ACCOUNT NUMBER: **40310000219**

STATEMENT PERIOD: AUGUST 01, 2024 THROUGH AUGUST 31, 2024

PORTFOLIO DETAIL (CONTINUED)

DESCRIPTION	RATING	PAR VALUE	MARKET VALUE/ PRICE	TAX COST/ UNREALIZED GAIN/LOSS	EST ANNUAL INCOME/ ACCRUED INC	CURRENT YIELD
FIXED INCOME						
FHLB CONS BD DTD 08/01/2016 1.875% 09/11/2026	AA+	200,000.000	191,888.00 95.94	203,967.54 12,079.54-	3,750.00 1,770.83	1.95
FHLB CONS BD DTD 07/01/2021 .875% 06/12/2026	AA+	150,000.000	141,957.00 94.64	150,665.92 8,708.92-	1,312.50 288.02	0.92
FFCB DTD 11/05/2015 2.5% 01/13/2025	AA+	125,000.000	123,835.00 99.07	125,227.26 1,392.26-	3,125.00 416.67	2.52
JPMORGAN CHASE BANK NA CD CLL DTD 09/28/2022 4.3% 09/30/2024		75,000.000	74,922.00 99.90	75,000.00 78.00-	3,225.00 1,358.36	4.30
MAINE HEALTH & HIGHER EDL FACS AUTH REV BDS DTD 06/28/2016 5% 07/01/2026		75,000.000	77,598.00 103.46	77,007.76 590.24	3,750.00 625.00	4.83
US TREASURY NOTES DTD 08/23/2018 2.75% 08/31/2025		100,000.000	98,406.00 98.41	99,432.31 1,026.31-	2,750.00 7.60	2.79
US TREASURY NOTES DTD 08/15/2015 2% 08/15/2025		200,000.000	195,540.00 97.77	197,046.88 1,506.88-	4,000.00 184.78	2.05
US TREASURY NTS DTD 07/23/2020 .25% 07/31/2025		200,000.000	192,626.00 96.31	197,687.50 5,061.50-	500.00 43.48	0.26
US TREASURY NTS DTD 10/22/2020 .25% 10/31/2025		100,000.000	95,481.00 95.48	96,973.16 1,492.16-	250.00 84.24	0.26
US TREASURY NTS DTD 02/03/2021 1.125% 02/15/2031		200,000.000	170,040.00 85.02	189,904.40 19,864.40-	2,250.00 103.94	1.32
US TREASURY NTS DTD 06/17/2021 .875% 06/30/2026		200,000.000	189,118.00 94.56	200,958.02 11,840.02-	1,750.00 299.59	0.93
US TREASURY NTS DTD 08/19/2021 .75% 08/31/2026		225,000.000	211,367.25 93.94	224,567.95 13,200.70-	1,687.50 4.66	0.80
US TREASURY NTS DTD 02/17/2022 1.875% 02/28/2027		300,000.000	286,056.00 95.35	293,015.63 6,959.63-	5,625.00 15.54	1.97
TOTAL FIXED INCOME			2,048,834.25	2,131,454.33 82,620.08-	33,975.00 5,202.71	1.66
TOTAL ASSETS			3,321,380.72	3,204,319.28 117,061.44	52,254.95 5,517.22	1.57
TOTAL ACCRUED INC			5,517.22	5,517.22		
GRAND TOTAL ASSETS			3,326,897.94	3,209,836.50 117,061.44	52,254.95 5,517.22	1.57

ACCOUNT NUMBER: 40310000219

STATEMENT PERIOD: AUGUST 01, 2024 THROUGH AUGUST 31, 2024

TRANSACTION DETAIL

DATE	QUANTITY	DESCRIPTION	TRANSACTION TYPE	CASH	COST BASIS
08/01/24		BEGINNING BALANCE		0.00	3,202,185.48
DIVIDENDS					
08/01/24		MM0000099 DIVIDEND ON FNWM MONEY MARKET PAYABLE 07/31/2024 EFFECTIVE 07/31/2024	DIVIDEND	374.13	
TOTAL DIVIDENDS				374.13	0.00
INTEREST					
08/15/24		912828K74 INTEREST ON 200,000 UNITS US TREASURY NOTES DTD 08/15/2015 2% 08/15/2025 PAYABLE 08/15/2024	INTEREST RCVD	2,000.00	
08/15/24		91282CBL4 INTEREST ON 200,000 UNITS US TREASURY NTS DTD 02/03/2021 1.125% 02/15/2031 PAYABLE 08/15/2024	INTEREST RCVD	1,125.00	
TOTAL INTEREST				3,125.00	0.00
PURCHASES					
08/31/24	2,133.800	MM0000099 NET DEPOSIT FNWM MONEY MARKET	NET CASH MGMT	2,133.80-	2,133.80
TOTAL PURCHASES				2,133.80-	2,133.80
FEES					
08/07/24		FEE TO FIRST NATIONAL WEALTH MANAGEMENT FOR THE PERIOD ENDING 07/31/2024 BASED ON AVERAGE MARKET VALUE___1,706.67 DISCOUNT_____1,024.00	DISBURSEMENT	682.67-	
08/07/24		FEE TO FIRST NATIONAL WEALTH MANAGEMENT FOR THE PERIOD ENDING 07/31/2024 BASED ON AVERAGE MARKET VALUE___1,706.67 DISCOUNT_____1,023.99	DISBURSEMENT	682.66-	
TOTAL FEES				1,365.33-	0.00
08/31/24		ENDING BALANCE		0.00	3,204,319.28

Date	Invoice #	Paid	Vendor	Purpose	Expense	Category of Stormwater Management Cost						Date to Env. Trust	Account #		
						Maintenance	Compliance Documentation	Supplies	Contracted Services	Training/Travel	Principal			Income	Receipt
7/5/23	1153	8/31/23	Desult Consulting LLC	Sunset Ave. Repairs	\$ 3,550.00				\$ 3,550.00			\$ 3,550.00	Y	9/7/23	10-10-22-01
7/11/23	31365	8/2/23	Plymouth Engineering, Inc.	Summer St. Project Bid Work	\$ 526.25			\$ 526.25				\$ 526.25	Y	9/7/23	10-10-22-01
8/24/23	8459	8/31/23	Whitmore Contracting, Inc.	Culverts	\$ 9,600.00			\$ 9,600.00				\$ 9,600.00	Y	9/7/23	10-10-22-01
7/30/23	3103	8/2/2024	Drumlin Environmental, LLC	Env. Consulting	\$ 4,320.00		\$ 4,320.00					\$ 4,320.00	Y	12/7/23	10-10-22-05
9/5/23	631175	9/13/23	Rudman-Winchell	Legal Services	\$ 247.50			\$ 247.50				\$ 247.50	Y	12/7/23	10-10-22-05
9/6/23	50359	9/13/23	JIMAR Construction Products	Split Coupler-ADS	\$ 60.50		\$ 60.50					\$ 60.50	Y	12/7/23	10-10-22-01
9/12/23	31587	9/28/23	Plymouth Engineering, Inc.	Summer St. Project - Stormwater	\$ 1,888.77			\$ 1,888.77				\$ 1,888.77	Y	12/7/23	10-10-22-01
9/14/23	B298254	10/12/23	Ericksons Hardware	60 Lbs. Concrete Mix - Culvert on Marina Dr.	\$ 48.95		\$ 48.95					\$ 48.95	Y	12/7/23	10-10-22-10
9/14/23	50509	9/28/23	JIMAR Construction Products	Culvert-Marina Rd	\$ 45.13		\$ 45.13					\$ 45.13	Y	12/7/23	10-10-22-10
9/25/23	26671	9/28/23	Tyler's Inc	12" x 20' Culvert	\$ 1,197.48		\$ 1,197.48					\$ 1,197.48	Y	12/7/23	10-10-22-01
10/4/23	31711	11/1/23	Plymouth Engineering, Inc.	Summer St. Storm Drain	\$ 535.61			\$ 535.61				\$ 535.61	Y	12/7/23	10-10-22-01
10/27/23	P62969	11/1/23	Jordan Equip. Co.	Paint for Marking Storm Drains	\$ 204.24		\$ 204.24					\$ 204.24	Y	12/7/23	10-10-22-10
11/8/23	8816	11/16/23	Whitmore Contracting, Inc.	Culvert Install - Old Emerson Mill Rd.	\$ 4,000.00			\$ 4,000.00				\$ 4,000.00	Y	12/7/23	10-10-22-01
11/8/23	8817	11/16/23	Whitmore Contracting, Inc.	Culvert Install - Meadow Rd.	\$ 4,000.00			\$ 4,000.00				\$ 4,000.00	Y	12/7/23	10-10-22-01
11/9/23	1194	11/16/23	Desult Consulting LLC	Perry Rd. catch basin replacement	\$ 6,850.00			\$ 6,850.00				\$ 6,850.00	Y	12/7/23	10-10-22-20
11/14/23	6245236	11/26/23	Everett J. Prescott Inc.	Culvert - Emerson Mill Rd.	\$ 883.80		\$ 883.80					\$ 883.80	Y	12/7/23	10-10-22-01
11/15/23	29003	11/29/23	Weilman Paving Inc.	Culvert Patching -Old Emerson Mill Rd.	\$ 3,542.00			\$ 3,542.00				\$ 3,542.00	Y	12/7/23	10-01-10-70
11/16/23	8849	11/29/23	Whitmore Contracting, Inc.	Sewer Truck	\$ 7,700.00			\$ 7,700.00				\$ 7,700.00	Y	12/7/23	10-10-22-01
11/22/23	9395	11/29/23	Allied Equipment, LLC	Sewer Truck	\$ 390.00		\$ 390.00					\$ 390.00	Y	12/7/23	10-10-22-10
11/21/23		12/13/23	Dept Environmental Protection, NRSC	Annual MS4 Permit #MER041022	\$ 347.00		\$ 347.00					\$ 347.00	Y	3/7/24	10-10-22-05
12/11/23	51963	12/13/23	JIMAR Construction Products	To mark out catch basins	\$ 26.00		\$ 26.00					\$ 26.00	Y	3/7/24	10-10-22-10
12/31/23	2023-1413	1/31/24	SEE, Inc.	Sucker Brook Monitoring	\$ 11,673.02		\$ 11,673.02					\$ 11,673.02	Y	3/7/24	10-10-22-05
12/31/23	2023-1414	1/31/24	SEE, Inc.	Sucker Brook Monitoring	\$ 11,309.60		\$ 11,309.60					\$ 11,309.60	Y	3/7/24	10-10-22-05
3/13/24	175228	3/27/24	Buxton Service North, Inc.	Culvert repair	\$ 107.96		\$ 107.96					\$ 107.96	Y	6/27/24	10-10-22-01
6/21/23	20230531	3/27/24	Centerline Utilities Inc.	Discharge Investigation	\$ 200.00		\$ 200.00					\$ 200.00	Y	6/27/24	10-10-22-20
3/31/24	2024-1532	5/1/24	SEE, Inc.	MS4 Compliance	\$ 3,631.50		\$ 3,631.50					\$ 3,631.50	Y	6/27/24	10-10-22-05
3/31/24	2024-1533	5/1/24	SEE, Inc.	Sucker Brook Management Plan	\$ 7,520.00		\$ 7,520.00					\$ 7,520.00	Y	6/27/24	10-10-22-05
4/24/24	176220	5/16/24	Buxton Service North, Inc.	Culverts	\$ 5,636.86		\$ 5,636.86					\$ 5,636.86	Y	6/27/24	10-01-10-20
4/29/24	176357	5/16/24	Buxton Service North, Inc.	Culverts	\$ 2,463.48		\$ 2,463.48					\$ 2,463.48	Y	6/27/24	10-10-22-01
5/3/24	77205	6/13/24	Hampden Hardware	Gloves for Suckerbrook Cleanup	\$ 43.98			\$ 43.98				\$ 43.98	Y	6/27/24	10-10-22-10
6/5/24	85934171	6/26/24	F.W. Webb Company	Library Drainage	\$ 1,616.50		\$ 1,616.50					\$ 1,616.50	Y	6/27/24	10-10-22-01
6/11/24	86060009	6/25/24	F.W. Webb Company	Library Drainage	\$ (1,210.55)		\$ (1,210.55)					\$ (1,210.55)	Y	6/27/24	10-10-22-01
6/5/24	95952646	6/26/24	F.W. Webb Company	Library Drainage	\$ 18.01		\$ 18.01					\$ 18.01	Y	6/27/24	10-10-22-01
6/5/24	85959074	6/13/24	F.W. Webb Company	Library Drainage	\$ 717.83		\$ 717.83					\$ 717.83	Y	6/27/24	10-10-22-01
6/5/24	85966447	6/13/24	F.W. Webb Company	Library Drainage	\$ 104.30		\$ 104.30					\$ 104.30	Y	6/27/24	10-10-22-01
6/7/24	177751	6/26/24	Buxton Service North, Inc.	Culvert for repair	\$ 11,065.17		\$ 11,065.17					\$ 11,065.17	Y	6/27/24	10-10-22-01
6/10/24	9841	6/13/24	Whitmore Contracting, Inc.	Stormwater Repair/Maine Trailer	\$ 3,000.00		\$ 3,000.00					\$ 3,000.00	Y	6/27/24	10-10-22-01
6/10/24	9842	6/13/24	Whitmore Contracting, Inc.	Stormwater Repair/299 Coldbrook Rd	\$ 3,800.00		\$ 3,800.00					\$ 3,800.00	Y	6/27/24	10-10-22-01
6/11/24	80554	6/26/24	Hampden Hardware	Culvert repair supplies	\$ 52.74		\$ 52.74					\$ 52.74	Y	6/27/24	10-10-22-20
6/19/24	32793	6/26/24	Tyler's Inc	Culverts	\$ 14,013.60		\$ 14,013.60					\$ 14,013.60	Y	6/27/24	10-10-22-01
6/20/24	17823	6/26/24	Buxton Service North, Inc	Culvert Lube	\$ 39.96		\$ 39.96					\$ 39.96	Y	6/27/24	10-10-22-01
6/27/24	1021986	7/16/24	Sargent	Stone for Culverts	\$ 1,418.10		\$ 1,418.10					\$ 1,418.10	Y	9/5/24	10-10-22-01
6/28/24	1022021	7/16/24	Sargent	Stone for Culverts	\$ 1,588.72		\$ 1,588.72					\$ 1,588.72	Y	9/5/24	10-10-22-01
6/30/24	2024-1568	7/16/24	SEE, Inc.	MS4 Compliance	\$ 17,116.25		\$ 17,116.25					\$ 17,116.25	Y	9/5/24	10-10-22-05
6/30/24	2024-1569	7/16/24	SEE, Inc.	Sucker Brook WMP	\$ 26,226.59		\$ 26,226.59					\$ 26,226.59	Y	9/5/24	10-10-22-05
					\$ 172,116.85						1-351-00	\$ 172,116.85			

YTD reimbursed to General Fund: \$ 125,767.19

Total Proposed for Reimbursement to General Fund 09/05/2024 \$ 46,349.66

Total Proposed in Current Fiscal Year for Reimbursement to General Fund: \$ 172,116.85

YTD Deposit to:
 1-351-00 R01-48 HCB
 Total from Principal
 Total from Income \$ 172,116.85 Env Tr Rev

Budgeted revenue \$ 127,000.00 FY24 Town Budget
 Remaining budgeted revenue (FY24) \$ (45,116.85)

Invoice's as of 06/30/2024 - \$172,116.85
 Acct. 0219 Ending Market Value 06/30/2024 - \$3,281,257.57
 \$172,116.85 ÷ \$3,281,257.57 = 6%

SARGENT

Hermon Aggregate Sales
3 Godfrey Drive
Orono, ME 04473
(207) 817-7515

COPY

SARGENT
Received By:
JUL 01 2024
Please make checks payable to
Sargent

Invoice Date	Invoice #
6/27/2024	1021986

Page 1

Invoice

Bill To:

TOWN OF HAMPDEN
106 WESTERN AVE
HAMPDEN, ME 04444
Account ID: HAMPDN01

Project Name:

Order ID: 2420913
MISC MATERIALS

Description (Ticket, Date and Material)	Quantity	Unit \$	Material \$	Delivery \$	Misc \$	Line Total
/2016015 6/27/2024 5 TO 9 STONE	7.86	\$14.75 /TN	\$115.94	\$0.00	\$0.00	\$115.94
/2016016 6/27/2024 5 TO 9 STONE	7.88	\$14.75 /TN	\$116.23	\$0.00	\$0.00	\$116.23
/2016018 6/27/2024 5 TO 9 STONE	6.66	\$14.75 /TN	\$98.24	\$0.00	\$0.00	\$98.24
/2016019 6/27/2024 5 TO 9 STONE	7.94	\$14.75 /TN	\$117.12	\$0.00	\$0.00	\$117.12
/2016021 6/27/2024 5 TO 9 STONE	8.66	\$14.75 /TN	\$127.74	\$0.00	\$0.00	\$127.74
/2016022 6/27/2024 5 TO 9 STONE	8.06	\$14.75 /TN	\$118.89	\$0.00	\$0.00	\$118.89
/2016024 6/27/2024 5 TO 9 STONE	7.84	\$14.75 /TN	\$115.64	\$0.00	\$0.00	\$115.64
/2016025 6/27/2024 5 TO 9 STONE	8.00	\$14.75 /TN	\$118.00	\$0.00	\$0.00	\$118.00
/2016026 6/27/2024 5 TO 9 STONE	8.17	\$14.75 /TN	\$120.51	\$0.00	\$0.00	\$120.51
/2016027 6/27/2024 5 TO 9 STONE	7.54	\$14.75 /TN	\$111.22	\$0.00	\$0.00	\$111.22
/2016029 6/27/2024 5 TO 9 STONE	9.01	\$14.75 /TN	\$132.90	\$0.00	\$0.00	\$132.90
/2016030 6/27/2024 5 TO 9 STONE	8.52	\$14.75 /TN	\$125.67	\$0.00	\$0.00	\$125.67

FY24 (C)

Acct. No. 10-10-22-01
 Date 7.3.24
 Initials _____
 Description Stone Sac Culverts

All charges are due and payable within (30) thirty days of the date of invoice. A finance charge of 1 1/2 % per month (18% per year) shall be imposed monthly if an outstanding invoice is not paid within (60) sixty days of the invoice date. Any account with an invoice outstanding for more than (90) days shall be placed on C.O.D. terms.

96.14	\$1,418.10	\$0.00	\$0.00	\$1,418.10
Tax Total			\$0.00	
Balance Due			\$1,418.10	

Invoicing Summary

		Material \$	Delivery \$	Misc \$	Tax \$	Total \$
5 TO 9	96.14 /TN	\$1,418.10	\$0.00	\$0.00	\$0.00	\$1,418.10
		\$1,418.10	\$0.00	\$0.00	\$0.00	\$1,418.10

SARGENT

Hermon Aggregate Sales
3 Godfrey Drive
Orono, ME 04473
(207) 817-7515

COPY



Please make checks payable to Sargent

Invoice Date	Invoice #
6/28/2024	1022021

Received By:

Page 1

JUL 02 2024 Invoice

Bill To:

TOWN OF HAMPDEN
106 WESTERN AVE
HAMPDEN, ME 04444
Account ID: HAMPDN01

Project Name:

Order ID: 2420913
MISC MATERIALS

Description (Ticket, Date and Material)	Quantity	Unit \$	Material \$	Delivery \$	Misc \$	Line Total
✓2016048 6/28/2024 5 TO 9 STONE	7.63	\$14.75 /TN	\$112.54	\$0.00	\$0.00	\$112.54
✓2016051 6/28/2024 5 TO 9 STONE	8.31	\$14.75 /TN	\$122.57	\$0.00	\$0.00	\$122.57
✓2016053 6/28/2024 5 TO 9 STONE	8.36	\$14.75 /TN	\$123.31	\$0.00	\$0.00	\$123.31
✓2016055 6/28/2024 5 TO 9 STONE	8.29	\$14.75 /TN	\$122.28	\$0.00	\$0.00	\$122.28
✓2016056 6/28/2024 5 TO 9 STONE	8.12	\$14.75 /TN	\$119.77	\$0.00	\$0.00	\$119.77
✓2016060 6/28/2024 5 TO 9 STONE	7.71	\$14.75 /TN	\$113.72	\$0.00	\$0.00	\$113.72
✓2016061 6/28/2024 5 TO 9 STONE	8.26	\$14.75 /TN	\$121.84	\$0.00	\$0.00	\$121.84
✓2016064 6/28/2024 5 TO 9 STONE	7.99	\$14.75 /TN	\$117.85	\$0.00	\$0.00	\$117.85
✓2016065 6/28/2024 5 TO 9 STONE	8.31	\$14.75 /TN	\$122.57	\$0.00	\$0.00	\$122.57
✓2016066 6/28/2024 5 TO 9 STONE	8.78	\$14.75 /TN	\$129.51	\$0.00	\$0.00	\$129.51
✓2016067 6/28/2024 5 TO 9 STONE	8.85	\$14.75 /TN	\$130.54	\$0.00	\$0.00	\$130.54
✓2016068 6/28/2024 5 TO 9 STONE	8.75	\$14.75 /TN	\$129.06	\$0.00	\$0.00	\$129.06
✓2016069 6/28/2024 5 TO 9 STONE	8.35	\$14.75 /TN	\$123.16	\$0.00	\$0.00	\$123.16

F4:24 (c)

Acct. No. 10-10-22-01
 Date 7.3.24
 Initials _____
 Description Stone for culverts

All charges are due and payable within (30) thirty days of the date of invoice. A finance charge of 1 1/2 % per month (18% per year) shall be imposed monthly if an outstanding invoice is not paid within (60) sixty days of the invoice date. Any account with an invoice outstanding for more than (90) days shall be placed on C.O.D. terms.

107.71	\$1,588.72	\$0.00	\$0.00	\$1,588.72
Tax Total			\$0.00	
Balance Due			\$1,588.72	

Invoicing Summary

		Material \$	Delivery \$	Misc \$	Tax \$	Total \$
5 TO 9	107.71 /TN	\$1,588.72	\$0.00	\$0.00	\$0.00	\$1,588.72
		\$1,588.72	\$0.00	\$0.00	\$0.00	\$1,588.72



Stillwater Environmental Engineering, Inc.
PO Box 426
Orono, ME 04473 US
207-949-0074
pruck@stillwaterenv.com
<http://www.stillwaterenv.com>

BILL TO

Victor Smith P.E.
Town of Hampden
106 Western Avenue
Hampden, ME 04444

INVOICE 2024-1569

DATE 06/30/2024 TERMS Due on receipt

DUE DATE 07/01/2024

P.O. NUMBER

Suckerbrook

DATE	ACTIVITY	AMOUNT
06/30/2024	Engineering Consulting Services:Senior Project Manager/Senior Environmental Engineer Tasks: * Client correspondence * Meetings with staff to review progress * Budget review * Discuss Hobo Loggers and sampling strategy with staff * MDEP correspondence * MDEP meeting, 8.5 @ \$120.00	1,020.00
06/30/2024	Engineering Consulting Services:Project Manager Tasks: * SCS planning and prep * SCS follow up, 23.5 @ \$100.00	2,350.00
06/30/2024	Engineering Consulting Services:Project Manager Tasks: * Data QC * Monitoring * SCS prep * Water quality data * Monitoring report * Stream corridor survey prep * Ordering HOBO loggers, 26 @ \$90.00	2,340.00

Thank you for your business!

DATE	ACTIVITY	AMOUNT
06/30/2024	Engineering Consulting Services:Project Scientist Tasks: * WMP file organization * SCS prep * Monitoring data analysis, report * SCS landowner letter * Gear prep * Water quality discussion * Help KB with sampling data * Monitoring (grab samples), 26 @ \$85.00	2,210.00
06/30/2024	Engineering Consulting Services:Assistant Environmental Engineer Tasks: * SCS prep meeting * Internal meeting, SCS prep * CAD prep SCS maps * Final SCS map prep * Review SCS survey * Updating reach maps (x12) * Post SCS field sketches, reflections, internal meeting * Fulcrum photo organization, 38 @ \$75.00	2,850.00
06/30/2024	Engineering Consulting Services:Assistant Project Scientist Tasks: * SCS survey fulcrum app design * SCS survey print off * Water monitoring data, report, report edits * SCS data organization * SCS field survey * MDEP SCS meeting, 159.5 @ \$75.00	11,962.50
06/30/2024	Engineering Consulting Services:Intern Tasks: * SCS meeting/prep, follow up * Stream monitoring (grab samples) FedEx, 16 @ \$55.00	880.00
06/30/2024	Travel Expenses Mileage, 125 @ \$0.75	93.75
06/30/2024	Reimbursable Expenses * SCS Supplies (\$25.65) * Hobo Logger Order (\$2,494.69), 1 @ \$2,520.34	2,520.34

For professional services provided by SEE for the period of April 1 through June 30, 2024.

TOTAL DUE \$26,226.59

10-10-22-05

VSS 7/1/24

SUCKER BROOK WMP

FY 24

ENV. TRUST

Thank you for your business!



Stillwater Environmental Engineering, Inc.
PO Box 426
Orono, ME 04473 US
207-949-0074
pruck@stillwaterenv.com
<http://www.stillwaterenv.com>

BILL TO

Victor Smith P.E.
Town of Hampden
106 Western Avenue
Hampden, ME 04444

INVOICE 2024-1568

DATE 06/30/2024 TERMS Due on receipt

DUE DATE 07/01/2024

P.O. NUMBER

MS4

DATE	ACTIVITY	AMOUNT
06/30/2024	Engineering Consulting Services:Senior Project Manager/Senior Environmental Engineer Tasks: * Client correspondence * Hampden Town Council training SW101 * Annual PW training * Training follow up * Review PY2 action items with CB * Prepare and submit MDOT Stream Crossing Grant applications for Stoney Brook, Old County Road, and Marian Road, 23 @ \$120.00	2,760.00
06/30/2024	Engineering Consulting Services:Project Manager Tasks: * 2024 PC inspections * MDOT Grant app review, 5 @ \$100.00	500.00
06/30/2024	Engineering Consulting Services:Project Manager Tasks: * Training prep * Client correspondence * BASWG, meetings * Council training follow up * IDDE investigation * MS4 agenda packet * MS4 catch basin oversight * PY2 Stream Cleanup assistance * MS4 education and outreach assistance * Dry hydrant research * MDOT Culvert grant edits, 32 @ \$90.00	2,880.00

Thank you for your business!

DATE	ACTIVITY	AMOUNT
06/30/2024	Engineering Consulting Services:Project Scientist Tasks: * SW101 council template * IDDE investigation, HB results * Application follow up * Grant app feedback * Client correspondence * Meeting and follow up with Victor * MDOT RFA review, research, 10 @ \$85.00	850.00
06/30/2024	Engineering Consulting Services:Assistant Environmental Engineer Tasks: * Council MS4 packet * PC inspection site visit 5/21/24 * PC inspection spreadsheet prep * Municipal stream crossing discussion * Meeting with Victor Smith * Post meeting review and plan * MDOT grant prep (template) * Email Town grant drafts * Emailing D&K, Victor for crossing designs * Check in grant meeting with Phil * Collect additional marina road photos * Marina road grant preparation, Fulcrum photo edits * Stream crossing Grant MDOT info * Old County road grant preparation * Stoneybrook road grant preparation, 52 @ \$75.00	3,900.00
06/30/2024	Engineering Consulting Services:Assistant Project Scientist Tasks: * Town council SW101 packet, presentation assistance * Report organization in google drive * Email to staff, 10.5 @ \$75.00	787.50
06/30/2024	Engineering Consulting Services:Intern Tasks: * Prep for summer MS4 inspections * Complete PY2 MS4 catch basin inspections * Prepare PY2 CB maintenance list * Graded MS4 quizzes * Grading municipal SW survey * Assist with SPCC plan updates, organizing tank list, 89 @ \$55.00	4,895.00
06/30/2024	Technology Fee 1 Monthly Fulcrum App Charge for April, May and June, 3 @ \$75.00	225.00
06/30/2024	Travel Expenses Mileage, 425 @ \$0.75	318.75

10-10-22-05
 VJS 7/1/24
 MS4 COMPLIANCE
 FY 24
 ENV. TRUST

For professional services provided by SEE for the period of April 1 through June 30, 2024.

TOTAL DUE \$17,116.25

Thank you for your business!

Category of Stormwater Management Cost															
Date	Invoice #	Paid	Vendor	Purpose	Expense	Maintenance	Compliance Documentation	Supplies	Contracted Services	Training/Travel	Principal	Income	Receipt	Date to Env Trust	Account #
7/1/24	1022054	7/10/24	Sargent	Stone for Culverts	\$ 1,095.65			\$1,095.65				\$ 1,095.65	Y	9/5/24	10-10-22-01
7/3/24	110091	8/14/24	Hampden Hardware	Supplies	\$ 12.99			\$12.99				\$ 12.99	Y	9/5/24	10-10-22-20
7/5/24	2559-8	8/14/24	Sherwin-Williams Bangor	Marking Catch basin	\$ 320.00			\$320.00				\$ 320.00	Y	9/5/24	10-10-22-10
7/8/24		7/10/24	Dudley Patterson	100 Bales Hay	\$ 500.00			\$500.00				\$ 500.00	Y	9/5/24	10-10-22-01
7/10/24	82369	8/14/24	Hampden Hardware	Stormwater Supplies	\$ 26.36			\$26.36				\$ 26.36	Y	9/5/24	10-10-22-10
8/2/24	55561	8/14/24	JIMAR Construction Products	Ditch Fabric	\$ 513.50			\$513.50				\$ 513.50	Y	9/5/24	10-10-22-10
8/6/24	650052	8/28/24	Hughes Bros., Inc	Marina Culvert Repair	\$ 522.00			\$522.00				\$ 522.00	Y	9/5/24	10-10-22-01
8/8/24	10117	8/14/24	Whitmore Contracting, Inc.	Summer St. Culvert	\$ 6,800.00				\$6,800.00			\$ 6,800.00	Y	9/5/24	10-10-22-01
					\$ 9,790.50						1-351-00	R 01-48			
												\$ 9,790.50			

YTD reimbursed to General Fund:

Total Proposed for Reimbursement to General Fund 09/05/2024 \$ 9,790.50

Total Proposed in Current Fiscal Year for Reimbursement to General Fund: \$ 9,790.50

Invoice's as of 09/05/2024 - \$9790.50
Acct. 0219 Ending Market Value 08/31/2024 - \$3,321,380.72
\$9,790.50 ÷ \$3,321,380.72 = 1 %

	YTD	Deposit to:	
Total from Principal		1-351-00	HCB
Total from Income	\$ 9,790.50	R 01-48	Env Tr Rev

Budgeted revenue	\$ 142,500.00	FY25 Town Budget
Remaining budgeted revenue (FY25)	\$ 132,709.50	

SARGENT

Hermon Aggregate Sales
3 Godfrey Drive
Orono, ME 04473
(207) 817-7515



COPY

Please make checks payable to
Sargent

Invoice Date	Invoice #
7/1/2024	1022054

Page 1

Received By **Invoice**

JUL 02 2024

Bill To:

TOWN OF HAMPDEN
106 WESTERN AVE
HAMPDEN, ME 04444
Account ID: HAMPDN01

Project Name:

Order ID: 2420913
MISC MATERIALS

Description (Ticket, Date and Material)	Quantity	Unit \$	Material \$	Delivery \$	Misc \$	Line Total
2016079 7/1/2024 5 TO 9 STONE	8.91	\$14.75 /TN	\$131.42	\$0.00	\$0.00	\$131.42
2016087 7/1/2024 5 TO 9 STONE	11.29	\$14.75 /TN	\$166.53	\$0.00	\$0.00	\$166.53
2016090 7/1/2024 5 TO 9 STONE	8.78	\$14.75 /TN	\$129.51	\$0.00	\$0.00	\$129.51
2016093 7/1/2024 5 TO 9 STONE	9.26	\$14.75 /TN	\$136.59	\$0.00	\$0.00	\$136.59
2016098 7/1/2024 5 TO 9 STONE	9.94	\$14.75 /TN	\$146.62	\$0.00	\$0.00	\$146.62
2016108 7/1/2024 5 TO 9 STONE	8.62	\$14.75 /TN	\$127.15	\$0.00	\$0.00	\$127.15
2016112 7/1/2024 5 TO 9 STONE	8.27	\$14.75 /TN	\$121.98	\$0.00	\$0.00	\$121.98
2016119 7/1/2024 5 TO 9 STONE	9.21	\$14.75 /TN	\$135.85	\$0.00	\$0.00	\$135.85

FY125 (C)

Acct. No. 10-10-22-01
 Date 7.3.24
 Initials _____
 Description Stone For Culverts

All charges are due and payable within (30) thirty days of the date of invoice. A finance charge of 1 1/2 % per month (18% per year) shall be imposed monthly if an outstanding invoice is not paid within (60) sixty days of the invoice date. Any account with an invoice outstanding for more than (90) days shall be placed on C.O.D. terms.

74.28	\$1,095.65	\$0.00	\$0.00	\$1,095.65
Tax Total			\$0.00	
Balance Due			\$1,095.65	

Invoicing Summary

		Material \$	Delivery \$	Misc \$	Tax \$	Total \$
5 TO 9	74.28 /TN	\$1,095.65	\$0.00	\$0.00	\$0.00	\$1,095.65
		\$1,095.65	\$0.00	\$0.00	\$0.00	\$1,095.65

Hampden Hardware
6 Western Ave.
PO Box 336
Hampden, ME 04444
Tel (207) 862-3200 Fax (207) 862-3201

INVOICE

Bill To:
Town of Hampden
106 Western Ave.
Hampden, ME 04444
Phone: (207) 862-3034
ID: HAMPT

Ship To:
SAME

Invoice Date	Invoice #	PO Number	Terms	Trans #	Employee	Page #
07/03/24 08:42:09	110088	pool		POS1-8191	Parker	1
Item	Quantity	Unit	Description	Price	Extended	
1392224	1.00	PK	PNTR TPE GRN 1.41" X60YDS	9.59	9.59	
Account Charge By: matt					9.59	
SubTotal				9.59		
TAX				0.00		
Total				9.59		

Signature:

Hampden Hardware
6 Western Ave.
PO Box 336
Hampden, ME 04444
Tel (207) 862-3200 Fax (207) 862-3201

INVOICE COPY

Bill To:
Town of Hampden
106 Western Ave.
Hampden, ME 04444
Phone: (207) 862-3034
ID: HAMPT

Ship To:
SAME

Invoice Date	Invoice #	PO Number	Terms	Trans #	Employee	Page #
07/03/24 12:25:20	110092	storm water		POS1-82016	Nick	1
Item	Quantity	Unit	Description	Price	Extended	
73598	1.00	EA	GRNDCLEAR KLLR LQD 240Z	12.99	12.99	
Account Charge By: PAUL					12.99	
SubTotal				12.99		
TAX				0.00		
Total				12.99		

Acct. No. 10-10-22-20
Date 8.6.24
Initials _____
Description Supplies

Signature:

Hampden Hardware
6 Western Ave.
PO Box 336
Hampden, ME 04444
Tel (207) 862-3200 Fax (207) 862-3201

INVOICE

Bill To:
Town of Hampden
106 Western Ave.
Hampden, ME 04444
Phone: (207) 862-3034
ID: HAMPT

Ship To:
SAME

Invoice Date	Invoice #	PO Number	Terms	Trans #	Employee	Page #
07/05/24 14:22:15	110195	shop		POS1-82123	George	1
Item	Quantity	Unit	Description	Price	Extended	
1395244	1.00	EA	DLX GYM ROLLER 3" REFULL	6.59	6.59	
1395029	1.00	EA	SUPER GYM ROLLER 3"	9.59	9.59	
1395029	1.00	EA	SUPER GYM ROLLER 3"	9.59	9.59	
Account Charge By: paul					25.77	
SubTotal				25.77		
TAX				0.00		
Total				25.77		

Signature:

Hampden Hardware
6 Western Ave.
PO Box 336
Hampden, ME 04444
Tel (207) 862-3200 Fax (207) 862-3201

INVOICE

Bill To:
Town of Hampden
106 Western Ave.
Hampden, ME 04444
Phone: (207) 862-3034
ID: HAMPT

Ship To:
SAME

Invoice Date	Invoice #	PO Number	Terms	Trans #	Employee	Page #
07/09/24 10:17:44	110127	library		POS1-82306	Parker	1
Item	Quantity	Unit	Description	Price	Extended	
1474840	1.00	EA	MORTAR JOINT SEAL POLY10	11.99	71.94	
Account Charge By: Matt					71.94	
SubTotal				71.94		
TAX				0.00		
Total				71.94		

Signature:

COPY



SHERWIN-WILLIAMS.

BANGOR Store 705241

625 B BROADWAY
BANGOR ME 04401 3339
(207)942-8119
Fax (207) 942-1176
www.sherwin-williams.com

CHARGE 1:52pm
Tran # 2559-8 07/05/24
E51/10271 11
Lance PO# SHDP

Order # OE0313710Q705241
TOWN OF HAMPDEN
Account XXXX-0633-2
Job 1 TOWN OF HAMPDEN
Tax Record Card 444133

8000-03212 NA 5 GAL
HL 2153 FDTP WB YL
*Sale No Tax 10.00 @ 128.09 1280.90
Discount (\$) -960.90
Comments: Pricing Accommodation

SUBTOTAL BEFORE TAX 320.00
5.500% SALES TAX:1-200440100 0.00
CHARGE \$320.00

Merchandise Received in Good Order by:

Paul W. Weaver

-----Customer Payment Terminal Signature-----

PAUL

NET PAYMENT DUE ON AUG. 20th
(Centralized Invoice)

Acct. No. 10-10-22-10

Date 8-7-24

Initials _____

Description Marking Patch Dns 15

STORE HOURS
SUNDAY 10:00 AM - 4:00 PM
MONDAY - FRIDAY 6:00 AM - 6:00 PM
SATURDAY 8:00 AM - 5:00 PM

Purchases are subject to Sherwin-Williams
Terms and Conditions of Sale located at
sherwin-williams.com/terms-and-conditions.

All PEEL & STICK samples are final sale.
No returns or exchanges.

----- Thank You -----

Received By:

JUL 08 2024

Sold To Town Hampden
Public Works
100 Bales MULCH Hay
AT \$5.00 PER Bale

\$500.00

Dudley Patterson

10-10-22-01
Acci. No. Dudley - Hay FY25
Date 7.8.24
Initials SC
Description Hay

Hampden Hardware
6 Western Ave.
PO Box 336, Hampden, ME, 04444, 862-3200

SKU	Qty	Price	Total
1395144 DLX TRIM ROLLER 3"REFILL	4	6.59	26.36
Sub Total			26.36
TAX			.00
Total			26.36

Account Charge 26.36
By: Paul
PO #: storm water
Cust: HAMPT Town of Hampden
(207) 862-3034

X _____

07/10/24 @ 10:21am Trans#: 082369
Employee: Nick Register: POS1



COPY

FY 25

Acct. No. 10-10-22-10

Date 7.16.24

Initials TL

Description Stormwater Supplies



1270 HAMMOND STREET
 SUITE 2
 BANGOR, ME 04401
 Office: 207-907-4491
 Fax: 207-907-4493
 www.constructionsupplymaine.com

Received By:
 AUG 06 2024

Date	Invoice #
8/2/2024	55561

Bill To

Town of Hampden
 106 Western Avenue
 Hampden, ME 04444

Ship To

P.O. Number	Terms	Rep	Ship	Via	F.O.B.	Project
	Net 30	MLT	8/2/2024			

Quantity	Item Code	Description	Price Each	Amount
10	ETRS-2-100(4')	ETRS-2-100 Double Net Erosion Control Blanket 4' X 225' Roll (100sqyds)	51.35	513.50

RECEIVED
 BY: _____

Acct. No. 10-10-22-10
~~10-01-10-20~~
 Date 8.5.24
 Initials SL
 Description Road Sid
Ditch Fabric

COPY

Please remit to above address	<i>Paul W. Worcester</i>	Total	\$513.50
-------------------------------	--------------------------	--------------	-----------------



Invoice

Date	Invoice #
8/6/2024	650052

Bill To
Hampden Public Works 106 Western Ave. Hampden, ME 04

Ship To
MARINA RD HAMPDEN ME

Account #	P.O. No.	Rep	Terms	Due Date	Ship Via	FOB	Project
CG-HPW			Net 30	9/5/2024	Delivered		

Qty	Description	Price Each	Amount
6	FLOWABLE FILL Tickets 40403 Sales Tax	87.00	522.00T

RECEIVED
AUG 19 2024
BY: _____

*Box
Exempt*

Acct. No. 10-10-22-01-7
 Date 8.23.24
 Initials VSS
 Description Marina Palmer Repair

Invoice #
650052

Total	522.00 \$550.71
Payments/Credits	\$0.00
Balance Due	\$550.71

522.00

COPY

Whitmore Contracting, Inc
17 Lunn Lane
Eddington, ME 04428
207-989-2385

Date	Invoice #
8/8/2024	10117

Bill To
Town of Hampden 106 Western Ave Hampden, ME 04444

P.O. No.	Terms	Project
	Due on receipt	

Quantity	Description	Rate	Amount
	Site Work- Install 36" culvert at the end of Summer St on 8/7/24	6,800.00	6,800.00
<p>Acct. No. <u>10-10-22-20</u> ©</p> <p>Date <u>8.9.24</u></p> <p>Initials <u>VSS</u></p> <p>Description <u>Summer St Culvert</u></p>			
<p>RECEIVED AUG 11 8 2024 BY: _____</p>			
<p>Prompt payment is appreciated</p>			

All invoices are due 15 days after the invoice date unless a credit account has been established. 1.5% will accrue after 15 days. A \$10 fee will be assessed for all re-invoicing.	Total	\$6,800.00
---	--------------	-------------------