

**HAMPDEN ENVIRONMENTAL TRUST
COMMITTEE MEETING**

Thursday, December 12, 2024

1:30 P.M.

HAMPDEN TOWN OFFICE

A G E N D A

1. Call to Order
2. Approval of Meeting Minutes – September 19, 2024
3. Review of financial statements from Institutional Trustee (First National Bank).
4. Review of proposed FY25 costs for reimbursement or payment from Environmental Trust, Income.
 - a. General Fund payments for Stormwater Management total \$18,997.24.
5. Set a date for the next meeting.
6. Adjourn

**HAMPDEN ENVIRONMENTAL TRUST
COMMITTEE MEETING**

Thursday, September 19, 2024

1:30 P.M.

HAMPDEN TOWN OFFICE

MINUTES

1. Call to Order

Chair White opened the meeting at 1:30 p.m.

2. Approval of Meeting Minutes – June 27, 2024

Councilor Jarvi moved to approve meeting minutes from June 27, 2024, seconded by Trustee Lippincott. Unanimous vote 3-0-0.

3. Review of financial statements from Institutional Trustee (First National Bank).

4. Review of proposed FY24 costs for reimbursement or payment from Environmental Trust, Income

- a. General Fund payments for Stormwater Management total \$46,349.66.

Councilor Jarvi made a motion to amend FY24 reimbursement from Environmental Trust, Income to \$5,483.13, Trustee Lippincott seconded the motion. Unanimous vote 3-0-0.

5. Review of proposed FY25 costs for reimbursement or payment from Environmental Trust, Income.

- a. General Fund payments for Stormwater Management total \$9,790.50.

Councilor Jarvi made a motion to approve the Town's General Fund from the FY25 Environmental Trust, Income account in the amount of \$9,790.50 Trustee Lippincott seconded the motion. Unanimous vote 3-0-0.

6. Discussion on continuing corrective action at the landfill.

Trustee Lippincott reviewed the comments and questions he sent to Matthew Reynolds on August 12, 2024, regarding Pine Tree Landfill—

Post Closure Monitoring Review. The responses of Trustee Lippincott and Matthew Reynolds are attached to the approved minutes.

Trustee Lippincott is concerned with PFAS getting into drilled wells surrounding the landfill and if those wells could be tested and residents provided bottled water until confirmation the wells are safe.

Town Manager Scott will reach out to Matthew Reynolds to see what our options are.

7. Set a date for the next meeting.

The Environmental Trust Committee agreed that the next meeting will be held on December 19, 2024, at 1:30 pm.

8. Adjourn

Councilor Jarvi moved, and Trustee Lippincott seconded to adjourn the meeting at 2:04 p.m., by a 3/0/0 vote.

Respectfully Submitted,

Wanda Libbey, Admin. Assistant



ACCOUNT NUMBER: 40310000219
STATEMENT PERIOD: JULY 01, 2024 THROUGH SEPTEMBER 30, 2024



FIRST NATIONAL WEALTH MANAGEMENT
P O BOX 940
DAMARISCOTTA, ME 04543




HAMPDEN ENVIRONMENTAL TRUST
TOWN OF HAMPDEN
106 WESTERN AVE
HAMPDEN, ME 04444

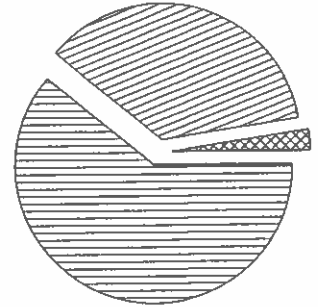
ACCOUNT NAME:	HAMPDEN ENVIRONMENTAL TRUST
ADMINISTRATIVE OFFICER:	LORRAINE OUELLETTE 207-669-6368 LORRAINE.OUELLETTE@THEFIRST.COM
INVESTMENT OFFICER:	MATT WEAVER 866-563-1900 MATTHEW.WEAVER@THEFIRST.COM

Proprietary Money Market Disclosure

Please be advised that First National Wealth Management may use a First National Bank money market deposit account as a sweep investment vehicle. First National Wealth Management does not receive any compensation from First National Bank for the placement of funds in this account, nor does First National Bank receive any fees from First National Wealth Management for the use of the account. The rate on the account is set by First National Bank. First National Wealth Management reviews its use of the First National Bank money market deposit account on a regular basis to ensure that it is the most appropriate investment for First National Wealth Management client funds.

PORTFOLIO SUMMARY

	TAX COST	MARKET VALUE	PERCENT
 CASH AND EQUIVALENTS	82,069.40	82,069.40	2.4%
 EQUITIES	1,007,189.88	1,223,052.43	36.3%
 FIXED INCOME	2,130,655.61	2,061,692.50	61.3%
TOTAL ASSETS	3,219,914.89	3,366,814.33	100.0%
ACCRUED INCOME OTHER	4,860.47	4,860.47	
TOTAL ACCRUED INCOME	4,860.47	4,860.47	
TOTAL ASSETS & ACCRUALS	3,224,775.36	3,371,674.80	
BEGINNING MARKET VALUE	3,293,105.86		
ENDING MARKET VALUE	3,371,674.80		



ACTIVITY SUMMARY

	THIS PERIOD	YEAR TO DATE	REALIZED CAPITAL GAINS / LOSSES	
			THIS PERIOD	YEAR TO DATE
BEGINNING MARKET VALUE	3,281,257.57	3,236,255.48		
DIVIDENDS AND INTEREST	26,324.05	57,067.43		
DISBURSEMENTS	52,821.34-	112,090.94-	LONG TERM	7,327.03
FEEES	4,098.17-	12,169.13-	SHORT TERM	0.00
NET CASH SALES/PURCHASES	30,375.05	67,761.71	TOTAL GAINS / LOSSES	7,327.03
CHANGE IN MARKET VALUE	85,777.17	129,989.78		26,625.16
ENDING MARKET VALUE	3,366,814.33	3,366,814.33	INVESTMENT PERFORMANCE	
			THIS PERIOD	YEAR TO DATE
			RATE OF RETURN	4.34%
				7.87%

ACCOUNT NUMBER: 40310000219

STATEMENT PERIOD: JULY 01, 2024 THROUGH SEPTEMBER 30, 2024


PORTFOLIO DETAIL

DESCRIPTION	MARKET VALUE/ PRICE	TAX COST/ UNREALIZED GAIN/LOSS	EST ANNUAL INCOME/ ACCRUED INC	CURRENT YIELD
CASH AND EQUIVALENTS				
FNWM MONEY MARKET	81,500.33 1.00	81,500.33 0.00	4,189.12 349.10	5.14
CASH	569.07	569.07 0.00		
TOTAL CASH AND EQUIVALENTS	82,069.40	82,069.40 0.00	4,189.12 349.10	5.10

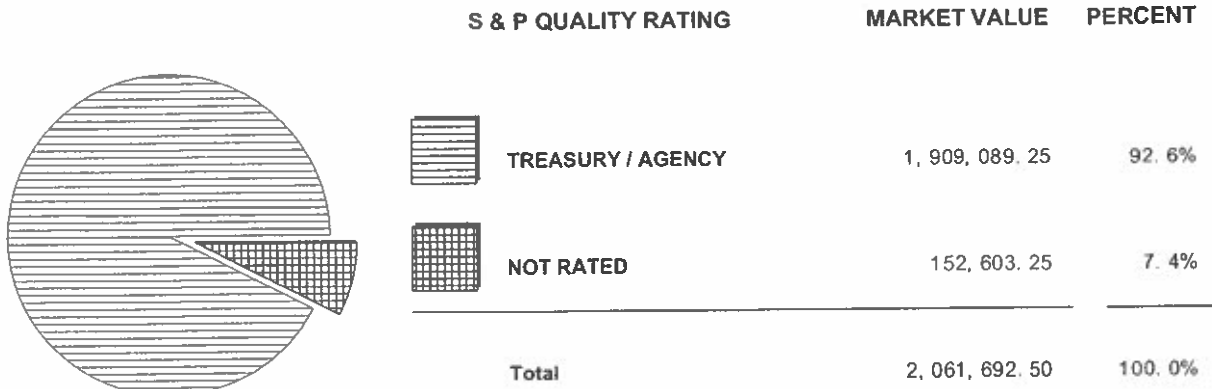
DESCRIPTION	TICKER	SHARES	MARKET VALUE/ PRICE	TAX COST/ UNREALIZED GAIN/LOSS	EST ANNUAL INCOME/ ACCRUED INC	CURRENT YIELD
EQUITIES						
BARON EMERGING MARKETS INSTITUTIONAL	BEXIX	7,409.994	120,634.70 16.28	97,176.91 23,457.79	1,059.63	0.88
DFA INTERNATIONAL SMALL COMPANY I	DFISX	2,796.389	59,507.16 21.28	49,499.08 10,008.08	1,758.93	2.96
DODGE & COX INTERNATIONAL STOCK I	DODFX	4,594.060	256,210.73 55.77	207,183.00 49,027.73	5,168.32	2.02
DODGE & COX STOCK I	DODGX	1,033.350	283,437.57 274.29	235,272.17 48,165.40	4,090.00	1.44
FIDELITY GROWTH COMPANY FUND	FDGRX	5,638.922	229,673.29 40.73	160,652.71 69,020.58	524.42	0.23
FIDELITY LOW-PRICED STOCK #316	FLPSX	1,931.062	85,797.08 44.43	87,171.63 1,374.55-	1,819.06	2.12
MFS MID CAP GROWTH FUND CLASS I	OTCIX	2,620.197	85,444.62 32.61	83,700.00 1,744.62		
NEUBERGER BERMAN GENESIS INSTL	NBGIX	742.414	51,107.78 68.84	44,337.09 6,770.69	71.27	0.14
VANGUARD SMALL CAP VALUE ADMIRAL	VSIAX	593.737	51,239.50 86.30	42,197.29 9,042.21	1,015.88	1.98
TOTAL EQUITIES			1,223,052.43	1,007,189.88 215,862.55	15,507.51 0.00	1.27

ACCOUNT NUMBER: 40310000219

STATEMENT PERIOD: JULY 01, 2024 THROUGH SEPTEMBER 30, 2024

PORTFOLIO DETAIL (CONTINUED)

BOND QUALITY SUMMARY



DESCRIPTION	RATING	PAR VALUE	MARKET VALUE/ PRICE	TAX COST/ UNREALIZED GAIN/LOSS	EST ANNUAL INCOME/ ACCRUED INC	CURRENT YIELD
FIXED INCOME						
FHLB CONS BD DTD 08/01/2016 1.875% 09/11/2026	AA+	200,000.000	193,162.00 96.58	203,168.82 10,006.82-	3,750.00 208.33	1.94
FHLB CONS BD DTD 07/01/2021 .875% 06/12/2026	AA+	150,000.000	143,074.50 95.38	150,665.92 7,591.42-	1,312.50 397.40	0.92
FFCB DTD 11/05/2015 2.5% 01/13/2025	AA+	125,000.000	124,242.50 99.39	125,227.26 984.76-	3,125.00 677.08	2.52
JPMORGAN CHASE BANK NA CD CLL DTD 09/28/2022 4.3% 09/30/2024		75,000.000	75,000.00 100.00	75,000.00 0.00	3,225.00	4.30
MAINE HEALTH & HIGHER EDL FACS AUTH REV BDS DTD 06/28/2016 5% 07/01/2026		75,000.000	77,603.25 103.47	77,007.76 595.49	3,750.00 937.50	4.83
US TREASURY NOTES DTD 08/23/2018 2.75% 08/31/2025		100,000.000	98,847.00 98.85	99,432.31 585.31-	2,750.00 235.50	2.78
US TREASURY NOTES DTD 08/15/2015 2% 08/15/2025		200,000.000	196,490.00 98.25	197,046.88 556.88-	4,000.00 510.87	2.04
US TREASURY NTS DTD 07/23/2020 .25% 07/31/2025		200,000.000	193,802.00 96.90	197,687.50 3,885.50-	500.00 84.24	0.26
US TREASURY NTS DTD 10/22/2020 .25% 10/31/2025		100,000.000	96,133.00 96.13	96,973.16 840.16-	250.00 104.62	0.26
US TREASURY NTS DTD 02/03/2021 1.125% 02/15/2031		200,000.000	171,836.00 85.92	189,904.40 18,068.40-	2,250.00 287.36	1.31
US TREASURY NTS DTD 06/17/2021 .875% 06/30/2026		200,000.000	190,524.00 95.26	200,958.02 10,434.02-	1,750.00 442.26	0.92
US TREASURY NTS DTD 08/19/2021 .75% 08/31/2026		225,000.000	212,942.25 94.64	224,567.95 11,625.70-	1,687.50 144.51	0.79

ACCOUNT NUMBER: 40310000219

STATEMENT PERIOD: JULY 01, 2024 THROUGH SEPTEMBER 30, 2024


PORTFOLIO DETAIL (CONTINUED)

DESCRIPTION	RATING	PAR VALUE	MARKET VALUE/ PRICE	TAX COST/ UNREALIZED GAIN/LOSS	EST ANNUAL INCOME/ ACCRUED INC	CURRENT YIELD
FIXED INCOME						
US TREASURY NTS DTD 02/17/2022 1.875% 02/28/2027		300,000.000	288,036.00 96.01	293,015.63 4,979.63-	5,625.00 481.70	1.95
TOTAL FIXED INCOME			2,061,692.50	2,130,655.61 68,963.11-	33,975.00 4,511.37	1.65
TOTAL ASSETS			3,366,814.33	3,219,914.89 146,899.44	53,671.63 4,860.47	1.59
TOTAL ACCRUED INC			4,860.47	4,860.47		
GRAND TOTAL ASSETS			3,371,674.80	3,224,775.36 146,899.44	53,671.63 4,860.47	1.59

TRANSACTION DETAIL

DATE	QUANTITY	DESCRIPTION	TRANSACTION TYPE	CASH	COST BASIS
07/01/24		BEGINNING BALANCE		789.48	3,251,483.80
DIVIDENDS					
07/01/24		MM0000099 DIVIDEND ON FNWM MONEY MARKET PAYABLE 06/30/2024 EFFECTIVE 06/30/2024	DIVIDEND	500.67	
08/01/24		MM0000099 DIVIDEND ON FNWM MONEY MARKET PAYABLE 07/31/2024 EFFECTIVE 07/31/2024	DIVIDEND	374.13	
09/03/24		MM0000099 DIVIDEND ON FNWM MONEY MARKET PAYABLE 08/31/2024 EFFECTIVE 08/31/2024	DIVIDEND	314.65	
09/16/24		316345305 DIVIDEND ON 1,761.729 SHS FIDELITY LOW-PRICED STOCK #316 AT .627 PER SHARE PAYABLE 09/16/2024 EX DATE 09/13/2024	DIVIDEND	1,104.60	
09/16/24		316345305 LONG TERM CAPITAL GAINS DIVIDEND ON 1,761.729 SHS FIDELITY LOW-PRICED STOCK #316 AT 4.159 PER SHARE PAYABLE 09/16/2024 EX DATE 09/13/2024	DIVIDEND	7,327.03	
09/25/24		06828M876 DIVIDEND ON 7,409.994 SHS BARON EMERGING MARKETS INSTITUTIONAL AT .0464 PER SHARE PAYABLE 09/25/2024 EX DATE 09/24/2024	DIVIDEND	343.82	
09/26/24		256219106 DIVIDEND ON 1,033.35 SHS DODGE & COX STOCK I AT .943 PER SHARE PAYABLE 09/26/2024 EX DATE 09/25/2024	DIVIDEND	974.45	
09/27/24		921937686 DIVIDEND ON 593.737 SHS VANGUARD SMALL CAP VALUE ADMIRAL AT .3737 PER SHARE PAYABLE 09/27/2024 EX DATE 09/26/2024	DIVIDEND	221.88	
09/30/24		233203629 DIVIDEND ON 2,796.389 SHS DFA INTERNATIONAL SMALL COMPANY I AT .2035 PER SHARE PAYABLE 09/30/2024 EX DATE 09/27/2024	DIVIDEND	569.07	
TOTAL DIVIDENDS				11,730.30	0.00
INTEREST					
07/01/24		91282CCJ8 INTEREST ON 200,000 UNITS US TREASURY NTS DTD 06/17/2021 .875% 06/30/2026 PAYABLE 06/30/2024 EFFECTIVE 06/30/2024	INTEREST RCVD	875.00	
07/01/24		56042R6S6 INTEREST ON 75,000 UNITS MAINE HEALTH & HIGHER EDL FACS AUTH REV BDS DTD 06/28/2016 5% 07/01/2026 PAYABLE 07/01/2024	INTEREST RCVD	1,875.00	


TRANSACTION DETAIL (CONTINUED)

DATE	QUANTITY	DESCRIPTION	TRANSACTION TYPE	CASH	COST BASIS
07/15/24		3133EFNW3 INTEREST ON 125,000 UNITS FFCB DTD 11/05/2015 2.5% 01/13/2025 PAYABLE 07/13/2024 EFFECTIVE 07/13/2024	INTEREST RCVD	1,562.50	
07/31/24		91282CAB7 INTEREST ON 200,000 UNITS US TREASURY NTS DTD 07/23/2020 .25% 07/31/2025 PAYABLE 07/31/2024	INTEREST RCVD	250.00	
08/15/24		912828K74 INTEREST ON 200,000 UNITS US TREASURY NOTES DTD 08/15/2015 2% 08/15/2025 PAYABLE 08/15/2024	INTEREST RCVD	2,000.00	
08/15/24		91282CBL4 INTEREST ON 200,000 UNITS US TREASURY NTS DTD 02/03/2021 1.125% 02/15/2031 PAYABLE 08/15/2024	INTEREST RCVD	1,125.00	
09/03/24		9128284Z0 INTEREST ON 100,000 UNITS US TREASURY NOTES DTD 08/23/2018 2.75% 08/31/2025 PAYABLE 08/31/2024 EFFECTIVE 08/31/2024	INTEREST RCVD	1,375.00	
09/03/24		91282CCW9 INTEREST ON 225,000 UNITS US TREASURY NTS DTD 08/19/2021 .75% 08/31/2026 PAYABLE 08/31/2024 EFFECTIVE 08/31/2024	INTEREST RCVD	843.75	
09/03/24		91282CEC1 INTEREST ON 300,000 UNITS US TREASURY NTS DTD 02/17/2022 1.875% 02/28/2027 PAYABLE 08/31/2024 EFFECTIVE 08/31/2024	INTEREST RCVD	2,812.50	
09/11/24		3130A8XY4 INTEREST ON 200,000 UNITS FHLB CONS BD DTD 08/01/2016 1.875% 09/11/2026 PAYABLE 09/11/2024	INTEREST RCVD	1,875.00	
TOTAL INTEREST				14,593.75	0.00
PURCHASES					
09/16/24	169.333	316345305 PURCHASED 169.333 SHS FIDELITY LOW-PRICED STOCK #316 ON 09/16/2024 AT 43.27 FOR REINVESTMENT	BUY	7,327.03-	7,327.03
TOTAL PURCHASES				7,327.03-	7,327.03
DISTRIBUTIONS					
07/09/24		DISTRIBUTION TO TOWN OF HAMPDEN DISTRIBUTION PER REQUEST OF INDIVIDUAL TRUSTEES DTD 7/1/24	DISBURSEMENT	52,821.34-	
TOTAL DISTRIBUTIONS				52,821.34-	0.00

TRANSACTION DETAIL (CONTINUED)

DATE	QUANTITY	DESCRIPTION	TRANSACTION TYPE	CASH	COST BASIS
FEES					
07/09/24		FEE TO FIRST NATIONAL WEALTH MANAGEMENT FOR THE PERIOD ENDING 06/30/2024 BASED ON AVERAGE MARKET VALUE 1,706.78 DISCOUNT 1,024.07	DISBURSEMENT	682.71-	
07/09/24		FEE TO FIRST NATIONAL WEALTH MANAGEMENT FOR THE PERIOD ENDING 06/30/2024 BASED ON AVERAGE MARKET VALUE 1,706.78 DISCOUNT 1,024.07	DISBURSEMENT	682.71-	
08/07/24		FEE TO FIRST NATIONAL WEALTH MANAGEMENT FOR THE PERIOD ENDING 07/31/2024 BASED ON AVERAGE MARKET VALUE 1,706.67 DISCOUNT 1,024.00	DISBURSEMENT	682.67-	
08/07/24		FEE TO FIRST NATIONAL WEALTH MANAGEMENT FOR THE PERIOD ENDING 07/31/2024 BASED ON AVERAGE MARKET VALUE 1,706.67 DISCOUNT 1,024.00	DISBURSEMENT	682.66-	
09/10/24		FEE TO FIRST NATIONAL WEALTH MANAGEMENT FOR THE PERIOD ENDING 08/31/2024 BASED ON AVERAGE MARKET VALUE 1,709.27 DISCOUNT 1,025.56	DISBURSEMENT	683.71-	
09/10/24		FEE TO FIRST NATIONAL WEALTH MANAGEMENT FOR THE PERIOD ENDING 08/31/2024 BASED ON AVERAGE MARKET VALUE 1,709.27 DISCOUNT 1,025.56	DISBURSEMENT	683.71-	
TOTAL FEES				4,098.17-	0.00
OTHER DISBURSEMENTS					
07/01/24		91282CCJ8 AMORTIZATION ON 200,000 UNITS US TREASURY NTS DTD 06/17/2021 .875% 06/30/2026 EFFECTIVE 06/30/2024 TO ADJUST TAX LOT, AMORTIZATION = 238.85-	AMORTIZATION		238.85-
07/01/24		56042R6S6 AMORTIZATION ON 75,000 UNITS MAINE HEALTH & HIGHER EDL FACS AUTH REV BDS DTD 06/28/2016 5% 07/01/2026 TO ADJUST TAX LOT, AMORTIZATION = 500.57-	AMORTIZATION		500.57-
07/15/24		3133EFNW3 AMORTIZATION ON 125,000 UNITS FFCB DTD 11/05/2015 2.5% 01/13/2025 EFFECTIVE 07/13/2024 TO ADJUST TAX LOT, AMORTIZATION = 224.79-	AMORTIZATION		224.79-



TRANSACTION DETAIL (CONTINUED)

DATE	QUANTITY	DESCRIPTION	TRANSACTION TYPE	CASH	COST BASIS
09/11/24		3130A8XY4 AMORTIZATION ON 200,000 UNITS FHLB CONS BD DTD 08/01/2016 1.875% 09/11/2026 TO ADJUST TAX LOT, AMORTIZATION = 798.72-	AMORTIZATION		798.72-
TOTAL OTHER DISBURSEMENTS				0.00	1,762.93-
SALES AND MATURITIES					
09/30/24	37,702.080-	MM0000099 NET WITHDRAWAL FNWM MONEY MARKET	NET CASH MGMT	37,702.08	37,702.08-
TOTAL SALES AND MATURITIES				37,702.08	37,702.08-
09/30/24		ENDING BALANCE		569.07	3,219,345.82



ACCOUNT NUMBER: **40310000219**

STATEMENT PERIOD: **SEPTEMBER 01, 2024 THROUGH SEPTEMBER 30, 2024**

FIRST NATIONAL WEALTH MANAGEMENT
P O BOX 940
DAMARISCOTTA, ME 04543

HAMPDEN ENVIRONMENTAL TRUST
TOWN OF HAMPDEN
106 WESTERN AVE
HAMPDEN, ME 04444

ACCOUNT NAME: **HAMPDEN ENVIRONMENTAL TRUST**

ADMINISTRATIVE OFFICER: **LORRAINE OUELLETTE
207-669-6368
LORRAINE.OUELLETTE
@THEFIRST.COM**

INVESTMENT OFFICER: **MATT WEAVER
866-563-1900
MATTHEW.WEAVER
@THEFIRST.COM**

Proprietary Money Market Disclosure

Please be advised that First National Wealth Management may use a First National Bank money market deposit account as a sweep investment vehicle. First National Wealth Management does not receive any compensation from First National Bank for the placement of funds in this account, nor does First National Bank receive any fees from First National Wealth Management for the use of the account. The rate on the account is set by First National Bank. First National Wealth Management reviews its use of the First National Bank money market deposit account on a regular basis to ensure that it is the most appropriate investment for First National Wealth Management client funds.

ACCOUNT NUMBER: 40310000219

STATEMENT PERIOD: SEPTEMBER 01, 2024 THROUGH SEPTEMBER 30, 2024


PORTFOLIO DETAIL

DESCRIPTION	MARKET VALUE/ PRICE	TAX COST/ UNREALIZED GAIN/LOSS	EST ANNUAL INCOME/ ACCRUED INC	CURRENT YIELD
CASH AND EQUIVALENTS				
FNWM MONEY MARKET	81,500.33 1.00	81,500.33 0.00	4,189.12 349.10	5.14
CASH	569.07	569.07 0.00		
TOTAL CASH AND EQUIVALENTS	82,069.40	82,069.40 0.00	4,189.12 349.10	5.10

DESCRIPTION	TICKER	SHARES	MARKET VALUE/ PRICE	TAX COST/ UNREALIZED GAIN/LOSS	EST ANNUAL INCOME/ ACCRUED INC	CURRENT YIELD
EQUITIES						
BARON EMERGING MARKETS INSTITUTIONAL	BEXIX	7,409.994	120,634.70 16.28	97,176.91 23,457.79	1,059.63	0.88
DFA INTERNATIONAL SMALL COMPANY I	DFISX	2,796.389	59,507.16 21.28	49,499.08 10,008.08	1,758.93	2.96
DODGE & COX INTERNATIONAL STOCK I	DODFX	4,594.060	256,210.73 55.77	207,183.00 49,027.73	5,168.32	2.02
DODGE & COX STOCK I	DODGX	1,033.350	283,437.57 274.29	235,272.17 48,165.40	4,090.00	1.44
FIDELITY GROWTH COMPANY FUND	FDGRX	5,638.922	229,673.29 40.73	160,652.71 69,020.58	524.42	0.23
FIDELITY LOW-PRICED STOCK #316	FLPSX	1,931.062	85,797.08 44.43	87,171.63 1,374.55-	1,819.06	2.12
MFS MID CAP GROWTH FUND CLASS I	OTCIX	2,620.197	85,444.62 32.61	83,700.00 1,744.62		
NEUBERGER BERMAN GENESIS INSTL	NBGIX	742.414	51,107.78 68.84	44,337.09 6,770.69	71.27	0.14
VANGUARD SMALL CAP VALUE ADMIRAL	VSIAX	593.737	51,239.50 86.30	42,197.29 9,042.21	1,015.88	1.98
TOTAL EQUITIES			1,223,052.43	1,007,189.88 215,862.55	15,507.51 0.00	1.27

PORTFOLIO DETAIL (CONTINUED)

BOND QUALITY SUMMARY



DESCRIPTION	RATING	PAR VALUE	MARKET VALUE/ PRICE	TAX COST/ UNREALIZED GAIN/LOSS	EST ANNUAL INCOME/ ACCRUED INC	CURRENT YIELD
FIXED INCOME						
FHLB CONS BD DTD 08/01/2016 1.875% 09/11/2026	AA+	200,000.000	193,162.00 96.58	203,168.82 10,006.82-	3,750.00 208.33	1.94
FHLB CONS BD DTD 07/01/2021 .875% 06/12/2026	AA+	150,000.000	143,074.50 95.38	150,665.92 7,591.42-	1,312.50 397.40	0.92
FFCB DTD 11/05/2015 2.5% 01/13/2025	AA+	125,000.000	124,242.50 99.39	125,227.26 984.76-	3,125.00 677.08	2.52
JPMORGAN CHASE BANK NA CD CLL DTD 09/28/2022 4.3% 09/30/2024		75,000.000	75,000.00 100.00	75,000.00 0.00	3,225.00	4.30
MAINE HEALTH & HIGHER EDL FACS AUTH REV BDS DTD 06/28/2016 5% 07/01/2026		75,000.000	77,603.25 103.47	77,007.76 595.49	3,750.00 937.50	4.83
US TREASURY NOTES DTD 08/23/2018 2.75% 08/31/2025		100,000.000	98,847.00 98.85	99,432.31 585.31-	2,750.00 235.50	2.78
US TREASURY NOTES DTD 08/15/2015 2% 08/15/2025		200,000.000	196,490.00 98.25	197,046.88 556.88-	4,000.00 510.87	2.04
US TREASURY NTS DTD 07/23/2020 .25% 07/31/2025		200,000.000	193,802.00 96.90	197,687.50 3,885.50-	500.00 84.24	0.26
US TREASURY NTS DTD 10/22/2020 .25% 10/31/2025		100,000.000	96,133.00 96.13	96,973.16 840.16-	250.00 104.62	0.26
US TREASURY NTS DTD 02/03/2021 1.125% 02/15/2031		200,000.000	171,836.00 85.92	189,904.40 18,068.40-	2,250.00 287.36	1.31
US TREASURY NTS DTD 06/17/2021 .875% 06/30/2026		200,000.000	190,524.00 95.26	200,958.02 10,434.02-	1,750.00 442.26	0.92
US TREASURY NTS DTD 08/19/2021 .75% 08/31/2026		225,000.000	212,942.25 94.64	224,567.95 11,625.70-	1,687.50 144.51	0.79

ACCOUNT NUMBER: 40310000219

STATEMENT PERIOD: SEPTEMBER 01, 2024 THROUGH SEPTEMBER 30, 2024

PORTFOLIO DETAIL (CONTINUED)

DESCRIPTION	RATING	PAR VALUE	MARKET VALUE/ PRICE	TAX COST/ UNREALIZED GAIN/LOSS	EST ANNUAL INCOME/ ACCRUED INC	CURRENT YIELD
FIXED INCOME						
US TREASURY NTS DTD 02/17/2022 1.875% 02/28/2027		300,000.000	288,036.00 96.01	293,015.63 4,979.63-	5,625.00 481.70	1.95
TOTAL FIXED INCOME			2,061,692.50	2,130,655.61 68,963.11-	33,975.00 4,511.37	1.65
TOTAL ASSETS			3,366,814.33	3,219,914.89 146,899.44	53,671.63 4,860.47	1.59
TOTAL ACCRUED INC			4,860.47	4,860.47		
GRAND TOTAL ASSETS			3,371,674.80	3,224,775.36 146,899.44	53,671.63 4,860.47	1.59

TRANSACTION DETAIL

DATE	QUANTITY	DESCRIPTION	TRANSACTION TYPE	CASH	COST BASIS
09/01/24		BEGINNING BALANCE		0.00	3,204,319.28
DIVIDENDS					
09/03/24		MM0000099 DIVIDEND ON FNWM MONEY MARKET PAYABLE 08/31/2024 EFFECTIVE 08/31/2024 316345305	DIVIDEND	314.65	
09/16/24		DIVIDEND ON 1,761.729 SHS FIDELITY LOW-PRICED STOCK #316 AT .627 PER SHARE PAYABLE 09/16/2024 EX DATE 09/13/2024 316345305	DIVIDEND	1,104.60	
09/16/24		LONG TERM CAPITAL GAINS DIVIDEND ON 1,761.729 SHS FIDELITY LOW-PRICED STOCK #316 AT 4.159 PER SHARE PAYABLE 09/16/2024 EX DATE 09/13/2024 06828M876	DIVIDEND	7,327.03	
09/25/24		DIVIDEND ON 7,409.994 SHS BARON EMERGING MARKETS INSTITUTIONAL AT .0464 PER SHARE PAYABLE 09/25/2024 EX DATE 09/24/2024 256219106	DIVIDEND	343.82	
09/26/24		DIVIDEND ON 1,033.35 SHS DODGE & COX STOCK I AT .943 PER SHARE PAYABLE 09/26/2024 EX DATE 09/25/2024 921937686	DIVIDEND	974.45	
09/27/24		DIVIDEND ON 593.737 SHS VANGUARD SMALL CAP VALUE ADMIRAL AT .3737 PER SHARE PAYABLE 09/27/2024 EX DATE 09/26/2024 233203629	DIVIDEND	221.88	
09/30/24		DIVIDEND ON 2,796.389 SHS DFA INTERNATIONAL SMALL COMPANY I AT .2035 PER SHARE PAYABLE 09/30/2024 EX DATE 09/27/2024	DIVIDEND	569.07	
TOTAL DIVIDENDS				10,855.50	0.00
INTEREST					
09/03/24		9128284Z0 INTEREST ON 100,000 UNITS US TREASURY NOTES DTD 08/23/2018 2.75% 08/31/2025 PAYABLE 08/31/2024 EFFECTIVE 08/31/2024	INTEREST RCVD	1,375.00	
09/03/24		91282CCW9 INTEREST ON 225,000 UNITS US TREASURY NTS DTD 08/19/2021 .75% 08/31/2026 PAYABLE 08/31/2024 EFFECTIVE 08/31/2024	INTEREST RCVD	843.75	
09/03/24		91282CEC1 INTEREST ON 300,000 UNITS US TREASURY NTS DTD 02/17/2022 1.875% 02/28/2027 PAYABLE 08/31/2024 EFFECTIVE 08/31/2024	INTEREST RCVD	2,812.50	
09/11/24		3130A8XY4 INTEREST ON 200,000 UNITS FHLB CONS BD DTD 08/01/2016 1.875% 09/11/2026 PAYABLE 09/11/2024	INTEREST RCVD	1,875.00	
TOTAL INTEREST				6,906.25	0.00

TRANSACTION DETAIL (CONTINUED)

DATE	QUANTITY	DESCRIPTION	TRANSACTION TYPE	CASH	COST BASIS
PURCHASES					
09/16/24	169.333	316345305 PURCHASED 169.333 SHS FIDELITY LOW-PRICED STOCK #316 ON 09/16/2024 AT 43.27 FOR REINVESTMENT	BUY	7,327.03-	7,327.03
09/30/24	8,498.230	MM0000099 NET DEPOSIT FNWM MONEY MARKET	NET CASH MGMT	8,498.23-	8,498.23
TOTAL PURCHASES				15,825.26-	15,825.26
FEES					
09/10/24		FEE TO FIRST NATIONAL WEALTH MANAGEMENT FOR THE PERIOD ENDING 08/31/2024 BASED ON AVERAGE MARKET VALUE___1,709.27 DISCOUNT_____1,025.56	DISBURSEMENT	683.71-	
09/10/24		FEE TO FIRST NATIONAL WEALTH MANAGEMENT FOR THE PERIOD ENDING 08/31/2024 BASED ON AVERAGE MARKET VALUE___1,709.27 DISCOUNT_____1,025.56	DISBURSEMENT	683.71-	
TOTAL FEES				1,367.42-	0.00
OTHER DISBURSEMENTS					
09/11/24		3130A8XY4 AMORTIZATION ON 200,000 UNITS FHLB CONS BD DTD 08/01/2016 1.875% 09/11/2026 TO ADJUST TAX LOT, AMORTIZATION = 798.72-	AMORTIZATION		798.72-
TOTAL OTHER DISBURSEMENTS				0.00	798.72-
09/30/24		ENDING BALANCE		569.07	3,219,345.82

FIRST NATIONAL WEALTH MANAGEMENT
P O BOX 940
DAMARISCOTTA, ME 04543

HAMPDEN ENVIRONMENTAL TRUST
TOWN OF HAMPDEN
106 WESTERN AVE
HAMPDEN, ME 04444

ACCOUNT NAME: **HAMPDEN ENVIRONMENTAL TRUST**




ADMINISTRATIVE OFFICER: **LORRAINE OUELLETTE**
207-669-6368
LORRAINE.OUELLETTE
@THEFIRST.COM

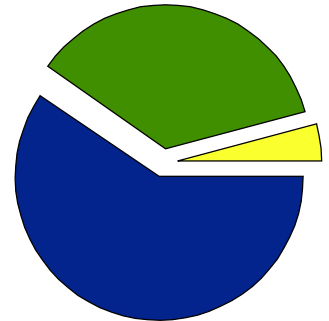
INVESTMENT OFFICER: **MATT WEAVER**
866-563-1900
MATTHEW.WEAVER
@THEFIRST.COM

Proprietary Money Market Disclosure

Please be advised that First National Wealth Management may use a First National Bank money market deposit account as a sweep investment vehicle. First National Wealth Management does not receive any compensation from First National Bank for the placement of funds in this account, nor does First National Bank receive any fees from First National Wealth Management for the use of the account. The rate on the account is set by First National Bank. First National Wealth Management reviews its use of the First National Bank money market deposit account on a regular basis to ensure that it is the most appropriate investment for First National Wealth Management client funds.

PORTFOLIO SUMMARY

	TAX COST	MARKET VALUE	PERCENT
 CASH AND EQUIVALENTS	142,491.93	142,491.93	4.3%
 EQUITIES	1,007,189.88	1,198,661.77	36.2%
 FIXED INCOME	2,055,655.61	1,972,871.25	59.5%
TOTAL ASSETS	3,205,337.42	3,314,024.95	100.0%
ACCRUED INCOME OTHER	7,555.87	7,555.87	
TOTAL ACCRUED INCOME	7,555.87	7,555.87	
TOTAL ASSETS & ACCRUALS	3,212,893.29	3,321,580.82	
BEGINNING MARKET VALUE	3,371,674.80		
ENDING MARKET VALUE	3,321,580.82		



ACTIVITY SUMMARY

	THIS PERIOD	YEAR TO DATE	REALIZED CAPITAL GAINS / LOSSES	
			THIS PERIOD	YEAR TO DATE
BEGINNING MARKET VALUE	3,366,814.33	3,236,255.48		
DIVIDENDS AND INTEREST	2,083.56	59,150.99		
DISBURSEMENTS	15,273.62-	127,364.56-	LONG TERM	0.00
FEEs	1,387.41-	13,556.54-	SHORT TERM	0.00
NET CASH SALES/PURCHASES	14,008.40	81,770.11	TOTAL GAINS / LOSSES	0.00
CHANGE IN MARKET VALUE	52,220.31-	77,769.47		26,625.16
ENDING MARKET VALUE	3,314,024.95	3,314,024.95		
			INVESTMENT PERFORMANCE	
			THIS PERIOD	YEAR TO DATE
			RATE OF RETURN	
			1.07-%	6.76%

ACCOUNT NUMBER: **4031000219**


STATEMENT PERIOD: OCTOBER 01, 2024 THROUGH OCTOBER 31, 2024

PORTFOLIO DETAIL

DESCRIPTION	MARKET VALUE/ PRICE	TAX COST/ UNREALIZED GAIN/LOSS	EST ANNUAL INCOME/ ACCRUED INC	CURRENT YIELD
CASH AND EQUIVALENTS				
FNWM MONEY MARKET	142,491.93 1.00	142,491.93 0.00	6,910.86 575.91	4.85
TOTAL CASH AND EQUIVALENTS	142,491.93	142,491.93 0.00	6,910.86 575.91	4.85

DESCRIPTION	TICKER	SHARES	MARKET VALUE/ PRICE	TAX COST/ UNREALIZED GAIN/LOSS	EST ANNUAL INCOME/ ACCRUED INC	CURRENT YIELD
EQUITIES						
BARON EMERGING MARKETS INSTITUTIONAL	BEXIX	7,409.994	115,299.51 15.56	97,176.91 18,122.60	1,059.63	0.92
DFA INTERNATIONAL SMALL COMPANY I	DFISX	2,796.389	56,347.24 20.15	49,499.08 6,848.16	1,758.93	3.12
DODGE & COX INTERNATIONAL STOCK I	DODFX	4,594.060	245,598.45 53.46	207,183.00 38,415.45	5,168.32	2.10
DODGE & COX STOCK I	DODGX	1,033.350	282,693.56 273.57	235,272.17 47,421.39	4,090.00	1.45
FIDELITY GROWTH COMPANY FUND	FDGRX	5,638.922	231,421.36 41.04	160,652.71 70,768.65	524.42	0.23
FIDELITY LOW-PRICED STOCK #316	FLPSX	1,931.062	82,939.11 42.95	87,171.63 4,232.52-	1,819.06	2.19
MFS MID CAP GROWTH FUND CLASS I	OTCIX	2,620.197	83,793.90 31.98	83,700.00 93.90		
NEUBERGER BERMAN GENESIS INSTL	NBGIX	742.414	49,875.37 67.18	44,337.09 5,538.28	71.27	0.14
VANGUARD SMALL CAP VALUE ADMIRAL	VSIX	593.737	50,693.27 85.38	42,197.29 8,495.98	1,015.88	2.00
TOTAL EQUITIES			1,198,661.77	1,007,189.88 191,471.89	15,507.51 0.00	1.29

BOND QUALITY SUMMARY



PORTFOLIO DETAIL (CONTINUED)

DESCRIPTION	RATING	PAR VALUE	MARKET VALUE/ PRICE	TAX COST/ UNREALIZED GAIN/LOSS	EST ANNUAL INCOME/ ACCRUED INC	CURRENT YIELD
FIXED INCOME						
FHLB CONS BD DTD 08/01/2016 1.875% 09/11/2026	AA+	200,000.000	191,670.00 95.84	203,168.82 11,498.82-	3,750.00 520.83	1.96
FHLB CONS BD DTD 07/01/2021 .875% 06/12/2026	AA+	150,000.000	142,257.00 94.84	150,665.92 8,408.92-	1,312.50 506.77	0.92
FFCB DTD 11/05/2015 2.5% 01/13/2025	AA+	125,000.000	124,467.50 99.57	125,227.26 759.76-	3,125.00 937.50	2.51
MAINE HEALTH & HIGHER EDL FACS AUTH REV BDS DTD 06/28/2016 5% 07/01/2026		75,000.000	76,974.75 102.63	77,007.76 33.01-	3,750.00 1,250.00	4.87
US TREASURY NOTES DTD 08/23/2018 2.75% 08/31/2025		100,000.000	98,658.00 98.66	99,432.31 774.31-	2,750.00 470.99	2.79
US TREASURY NOTES DTD 08/15/2015 2% 08/15/2025		200,000.000	196,330.00 98.17	197,046.88 716.88-	4,000.00 847.83	2.04
US TREASURY NTS DTD 07/23/2020 .25% 07/31/2025		200,000.000	193,986.00 96.99	197,687.50 3,701.50-	500.00 126.36	0.26
US TREASURY NTS DTD 10/22/2020 .25% 10/31/2025		100,000.000	96,046.00 96.05	96,973.16 927.16-	250.00 0.69	0.26
US TREASURY NTS DTD 02/03/2021 1.125% 02/15/2031		200,000.000	166,610.00 83.31	189,904.40 23,294.40-	2,250.00 476.90	1.35
US TREASURY NTS DTD 06/17/2021 .875% 06/30/2026		200,000.000	189,390.00 94.70	200,958.02 11,568.02-	1,750.00 589.67	0.92
US TREASURY NTS DTD 08/19/2021 .75% 08/31/2026		225,000.000	211,482.00 93.99	224,567.95 13,085.95-	1,687.50 289.02	0.80
US TREASURY NTS DTD 02/17/2022 1.875% 02/28/2027		300,000.000	285,000.00 95.00	293,015.63 8,015.63-	5,625.00 963.40	1.97
TOTAL FIXED INCOME			1,972,871.25	2,055,655.61 82,784.36-	30,750.00 6,979.96	1.56
TOTAL ASSETS			3,314,024.95	3,205,337.42 108,687.53	53,168.37 7,555.87	1.60
TOTAL ACCRUED INC			7,555.87	7,555.87		
GRAND TOTAL ASSETS			3,321,580.82	3,212,893.29 108,687.53	53,168.37 7,555.87	1.60

TRANSACTION DETAIL

DATE	QUANTITY	DESCRIPTION	TRANSACTION TYPE	CASH	COST BASIS
10/01/24		BEGINNING BALANCE		569.07	3,219,345.82
DIVIDENDS					
10/01/24		MM0000099 DIVIDEND ON FNWM MONEY MARKET PAYABLE 09/30/2024 EFFECTIVE 09/30/2024	DIVIDEND	332.81	
TOTAL DIVIDENDS				332.81	0.00
INTEREST					
10/01/24		46593LQF9 INTEREST ON 75,000 UNITS JPMORGAN CHASE BANK NA CD CLL DTD 09/28/2022 4.3% 09/30/2024 PAYABLE 09/30/2024 EFFECTIVE 09/30/2024	INTEREST RCVD	1,625.75	
10/31/24		91282CAT8 INTEREST ON 100,000 UNITS US TREASURY NTS DTD 10/22/2020 .25% 10/31/2025 PAYABLE 10/31/2024	INTEREST RCVD	125.00	
TOTAL INTEREST				1,750.75	0.00
PURCHASES					
10/31/24	60,991.600	MM0000099 NET DEPOSIT FNWM MONEY MARKET	NET CASH MGMT	60,991.60-	60,991.60
TOTAL PURCHASES				60,991.60-	60,991.60
DISTRIBUTIONS					
10/15/24		DISTRIBUTION TO TOWN OF HAMPDEN DISTRIBUTION PER REQUEST OF INDIVIDUAL TRUSTEES DTD 10/7/24 REQUEST 1 OF 2	DISBURSEMENT	5,483.12-	
10/15/24		DISTRIBUTION TO TOWN OF HAMPDEN DISTRIBUTION PER REQUEST OF INDIVIDUAL TRUSTEES DTD 10/7/24 REQUEST 2 OF 2	DISBURSEMENT	9,790.50-	
TOTAL DISTRIBUTIONS				15,273.62-	0.00
FEES					
10/07/24		FEE TO FIRST NATIONAL WEALTH MANAGEMENT FOR THE PERIOD ENDING 09/30/2024 BASED ON AVERAGE MARKET VALUE___1,734.26 DISCOUNT_____1,040.57	DISBURSEMENT	693.71-	
10/07/24		FEE TO FIRST NATIONAL WEALTH MANAGEMENT FOR THE PERIOD ENDING 09/30/2024 BASED ON AVERAGE MARKET VALUE___1,734.26 DISCOUNT_____1,040.56	DISBURSEMENT	693.70-	
TOTAL FEES				1,387.41-	0.00

ACCOUNT NUMBER: **40310000219**

STATEMENT PERIOD: OCTOBER 01, 2024 THROUGH OCTOBER 31, 2024

TRANSACTION DETAIL (CONTINUED)




DATE	QUANTITY	DESCRIPTION	TRANSACTION TYPE	CASH	COST BASIS
SALES AND MATURITIES					
10/01/24	75,000.000-	46593LQF9 MATURED 75,000 UNITS JPMORGAN CHASE BANK NA CD CLL DTD 09/28/2022 4.3% 09/30/2024 EFFECTIVE 09/30/2024	MATURITY	75,000.00	75,000.00-
TOTAL SALES AND MATURITIES				75,000.00	75,000.00-
10/31/24		ENDING BALANCE		0.00	3,205,337.42


11/31/2024						
amount carried forward			\$3,314,024.95			
Withdrawals			\$0.00			
Income Div. & Cap Gains			\$614.29			
Fees			-\$1,395.86			
other receipts & disbursements						
net cash sales/purchases			\$781.57			
Change in Mkt Value			\$49,211.23			
Balance			G4-110-19 \$3,363,236.18		G4-610-18 total \$3,363,236.18	MAX AVAILABLE SPEND FOR FY25 4% \$134,529.45
		difference	\$49,211.23		\$49,211.23	fund balance +/-
		July posting				
		+				
		debit		credit		
prin	G4-110-19	\$49,211.23				
fund bal	G4-610-18		\$49,211.23			

ACCOUNT NUMBER: 40310000219

STATEMENT PERIOD: NOVEMBER 01, 2024 THROUGH NOVEMBER 30, 2024

PORTFOLIO SUMMARY

	TAX COST	MARKET VALUE	PERCENT
 CASH AND EQUIVALENTS	141,710.36	141,710.36	4.2%
 EQUITIES	1,007,189.88	1,243,996.82	37.0%
 FIXED INCOME	2,055,655.61	1,977,529.00	58.8%
TOTAL ASSETS	3,204,555.85	3,363,236.18	100.0%
ACCRUED INCOME OTHER	10,073.83	10,073.83	
TOTAL ACCRUED INCOME	10,073.83	10,073.83	
TOTAL ASSETS & ACCRUALS	3,214,629.68	3,373,310.01	
BEGINNING MARKET VALUE	3,321,580.82		
ENDING MARKET VALUE	3,373,310.01		



ACTIVITY SUMMARY

	THIS PERIOD	YEAR TO DATE	REALIZED CAPITAL GAINS / LOSSES	
			THIS PERIOD	YEAR TO DATE
BEGINNING MARKET VALUE	3,314,024.95	3,236,266.48		
DIVIDENDS AND INTEREST	614.29	59,765.28		
DISBURSEMENTS	0.00	127,384.56		
FEES	1,395.86	14,952.40		
NET CASH SALES/PURCHASES	781.57	82,551.68		
CHANGE IN MARKET VALUE	49,211.23	126,980.70		
ENDING MARKET VALUE	3,363,236.18	3,363,236.18		
			LONG TERM	0.00
			SHORT TERM	0.00
			TOTAL GAINS / LOSSES	0.00
				21,392.83
				5,232.33
				26,625.16

INVESTMENT PERFORMANCE

	THIS PERIOD	YEAR TO DATE
RATE OF RETURN	1.53%	8.32%

ACCOUNT NUMBER: 40310000219


STATEMENT PERIOD: NOVEMBER 01, 2024 THROUGH NOVEMBER 30, 2024

PORTFOLIO DETAIL

DESCRIPTION	MARKET VALUE/ PRICE	TAX COST/ UNREALIZED GAIN/LOSS	EST ANNUAL INCOME/ ACCRUED INC	CURRENT YIELD
CASH AND EQUIVALENTS				
FNWM MONEY MARKET	141,710.36 1.00	141,710.36 0.00	6,617.88 551.49	4.67
TOTAL CASH AND EQUIVALENTS	141,710.36	141,710.36 0.00	6,617.88 551.49	4.67

DESCRIPTION	TICKER	SHARES	MARKET VALUE/ PRICE	TAX COST/ UNREALIZED GAIN/LOSS	EST ANNUAL INCOME/ ACCRUED INC	CURRENT YIELD
EQUITIES						
BARON EMERGING MARKETS INSTITUTIONAL	BEXIX	7,409.994	113,150.61 15.27	97,176.91 15,973.70	1,059.63	0.94
DFA INTERNATIONAL SMALL COMPANY I	DFISX	2,796.389	56,459.09 20.19	49,499.08 6,960.01	1,758.93	3.12
DODGE & COX INTERNATIONAL STOCK I	DODFX	4,594.060	242,704.19 52.83	207,183.00 35,521.19	5,168.32	2.13
DODGE & COX STOCK I	DODGX	1,033.350	297,594.47 287.99	235,272.17 62,322.30	4,090.00	1.37
FIDELITY GROWTH COMPANY FUND	FDGRX	5,638.922	244,954.77 43.44	160,652.71 84,302.06	524.42	0.21
FIDELITY LOW-PRICED STOCK #316	FLPSX	1,931.062	87,148.83 45.13	87,171.63 22.80-	1,819.06	2.09
MFS MID CAP GROWTH FUND CLASS I	OTCIX	2,620.197	92,152.33 35.17	83,700.00 8,452.33		
NEUBERGER BERMAN GENESIS INSTL	NBGIX	742.414	54,745.61 73.74	44,337.09 10,408.52	71.27	0.13
VANGUARD SMALL CAP VALUE ADMIRAL	VSIX	593.737	55,086.92 92.78	42,197.29 12,889.63	1,015.88	1.84
TOTAL EQUITIES			1,243,996.82	1,007,189.88 236,806.94	15,507.51 0.00	1.25

BOND QUALITY SUMMARY



S & P QUALITY RATING	MARKET VALUE	PERCENT
TREASURY / AGENCY	1,900,526.50	96.1%
NOT RATED	77,002.50	3.9%
Total	1,977,529.00	100.0%

ACCOUNT NUMBER: 40310000219

STATEMENT PERIOD: NOVEMBER 01, 2024 THROUGH NOVEMBER 30, 2024

PORTFOLIO DETAIL (CONTINUED)

DESCRIPTION	RATING	PAR VALUE	MARKET VALUE/ PRICE	TAX COST/ UNREALIZED GAIN/LOSS	EST ANNUAL INCOME/ ACCRUED INC	CURRENT YIELD
FIXED INCOME						
FHLB CONS BD DTD 08/01/2016 1.875% 09/11/2028	AA+	200,000.000	191,918.00 95.96	203,168.82 11,250.82-	3,750.00 833.33	1.95
FHLB CONS BD DTD 07/01/2021 .875% 06/12/2028	AA+	150,000.000	142,488.00 94.99	150,665.82 8,177.92-	1,312.50 616.15	0.92
FFCB DTD 11/05/2015 2.5% 01/13/2025	AA+	125,000.000	124,683.75 99.75	125,227.26 543.51-	3,125.00 1,197.92	2.51
MAINE HEALTH & HIGHER EDL FACS AUTH REV BOS DTD 06/28/2016 5% 07/01/2028		75,000.000	77,002.50 102.67	77,007.76 5.26-	3,750.00 1,562.50	4.87
US TREASURY NOTES DTD 08/23/2018 2.75% 08/31/2025		100,000.000	98,760.00 98.76	99,432.31 672.31-	2,750.00 698.80	2.78
US TREASURY NOTES DTD 08/15/2015 2% 08/15/2025		200,000.000	196,640.00 98.32	197,046.88 406.88-	4,000.00 1,173.91	2.03
US TREASURY NTS DTD 07/23/2020 .25% 07/31/2025		200,000.000	194,602.00 97.30	197,687.50 3,085.50-	500.00 167.12	0.26
US TREASURY NTS DTD 10/22/2020 .25% 10/31/2025		100,000.000	96,329.00 96.33	96,973.16 644.16-	250.00 21.41	0.26
US TREASURY NTS DTD 02/03/2021 1.125% 02/15/2031		200,000.000	168,008.00 84.00	189,904.40 21,896.40-	2,250.00 660.33	1.34
US TREASURY NTS DTD 06/17/2021 .875% 06/30/2026		200,000.000	189,766.00 94.88	200,858.02 11,192.02-	1,750.00 732.34	0.92
US TREASURY NTS DTD 08/19/2021 .75% 08/31/2026		225,000.000	211,956.75 94.20	224,567.95 12,611.20-	1,687.50 428.87	0.80
US TREASURY NTS DTD 02/17/2022 1.875% 02/28/2027		300,000.000	285,375.00 95.13	293,015.63 7,640.63-	5,625.00 1,429.56	1.97
TOTAL FIXED INCOME			1,877,629.00	2,055,655.61 78,126.61-	30,750.00 9,522.34	1.55
TOTAL ASSETS			3,363,236.18	3,204,656.85 158,680.33	62,876.39 10,073.83	1.67
TOTAL ACCRUED INC			10,073.83	10,073.83		
GRAND TOTAL ASSETS			3,373,310.01	3,214,629.68 158,680.33	62,876.39 10,073.83	1.67

ACCOUNT NUMBER: 40310000219

STATEMENT PERIOD: NOVEMBER 01, 2024 THROUGH NOVEMBER 30, 2024

TRANSACTION DETAIL

DATE	QUANTITY	DESCRIPTION	TRANSACTION TYPE	CASH	COST BASIS
11/01/24		BEGINNING BALANCE		0.00	3,205,337.42
DIVIDENDS					
11/01/24		MM0000099 DIVIDEND ON FNWM MONEY MARKET PAYABLE 10/31/2024 EFFECTIVE 10/31/2024	DIVIDEND	614.29	
TOTAL DIVIDENDS				614.29	0.00
FEEES					
11/07/24		FEE TO FIRST NATIONAL WEALTH MANAGEMENT FOR THE PERIOD ENDING 10/31/2024 BASED ON AVERAGE MARKET VALUE 1,744.82 DISCOUNT 1,046.89	DISBURSEMENT	697.93-	
11/07/24		FEE TO FIRST NATIONAL WEALTH MANAGEMENT FOR THE PERIOD ENDING 10/31/2024 BASED ON AVERAGE MARKET VALUE 1,744.82 DISCOUNT 1,046.89	DISBURSEMENT	697.93-	
TOTAL FEES				1,395.86-	0.00
SALES AND MATURITIES					
11/30/24	781.570-	MM0000099 NET WITHDRAWAL FNWM MONEY MARKET	NET CASH MGMT	781.57	781.57-
TOTAL SALES AND MATURITIES				781.57	781.57-
11/30/24		ENDING BALANCE		0.00	3,204,655.85

Eligible Costs Incurred, Proposed for Environmental Trust Reimbursement for FY25

Date	Invoice #	Paid	Vendor	Purpose	Expense	Category of Stormwater Management Cost					Source of Proposed Reimbursement				
						Maintenance	Compliance Documentation	Supplies	Contracted Services	Training/Travel	Principal	Income	Receipt	Date to Env. Trust	Account #
7/1/24	1022054	7/10/24	Sargent	Stone for Culverts	\$ 1,095.65			\$1,095.65				\$ 1,095.65	Y	9/5/24	10-10-22-01
7/3/24	110091	8/14/24	Hampden Hardware	Supplies	\$ 12.99			\$12.99				\$ 12.99	Y	9/5/24	10-10-22-20
7/5/24	2559-8	8/14/24	Sherwin-Williams Bangor	Marking Catch basin	\$ 320.00			\$320.00				\$ 320.00	Y	9/5/24	10-10-22-10
7/8/24		7/10/24	Dudley Patterson	100 Bales Hay	\$ 500.00			\$500.00				\$ 500.00	Y	9/5/24	10-10-22-01
7/10/24	82369	8/14/24	Hampden Hardware	Stormwater Supplies	\$ 26.36			\$26.36				\$ 26.36	Y	9/5/24	10-10-22-10
8/2/24	55561	8/14/24	JIMAR Construction Products	Ditch Fabric	\$ 513.50			\$513.50				\$ 513.50	Y	9/5/24	10-10-22-10
8/6/24	650052	8/28/24	Hughes Bros., Inc	Marina Culvert Repair	\$ 522.00			\$522.00				\$ 522.00	Y	9/5/24	10-10-22-01
8/8/24	10117	8/14/24	Whitmore Contracting, Inc.	Summer St. Culvert	\$ 6,800.00			\$6,800.00				\$ 6,800.00	Y	9/5/24	10-10-22-01
9/22/24	3244	10/3/24	Drumlin Environmental, LLC	Landfill Monitoring	\$ 3,300.00		\$3,300.00					\$ 3,300.00	Y	12/12/24	10-10-22-05
9/26/24	6395142	10/26/24	Everett J. Prescott Inc.	Stormwater Repair Supplies	\$ 256.84			\$256.84				\$ 256.84	Y	12/12/24	10-10-22-01
10/30/24	2024-1639	11/14/24	SEE	Federal Culvert Grant	\$ 860.00		\$860.00	\$860.00				\$ 860.00	Y	12/12/24	10-10-22-20
10/30/24	2024-1651	11/14/24	SEE	Sewer Mapping	\$ 3,250.00			\$3,250.00				\$ 3,250.00	Y	12/12/24	60-10-60-22
11/4/24	2024-1640	11/14/24	SEE	MS4 Compliance	\$ 10,968.40		\$10,968.40					\$ 10,968.40	Y	12/12/24	10-10-22-05
11/14/24	27	11/27/24	Dept. of Environmental Protection	2025 Annual Dues	\$ 362.00		\$362.00					\$ 362.00	Y	12/12/24	10-10-22-05
					\$ 28,787.74										

1-351-00 R 01-48
\$ 28,787.74

YTD reimbursed to General Fund: \$ 9,790.50
 Total Proposed for Reimbursement to General Fund 12/19/2024 \$ 18,997.24
 Total Proposed in Current Fiscal Year for Reimbursement to General Fund: \$ 28,787.74

Invoice's as of 12/05/2024 - \$18,997.24
 Acct. 0219 Ending Market Value 11/30/2024 - \$3,363,236.18
 \$18,997.24 ÷ \$3,363,236.18 = 1 %

YTD Deposit to:
 Total from Principal 1-351-00 HCB
 Total from Income \$ 28,787.74 R 01-48 Env Tr Rev
 Budgeted revenue \$ 142,500.00 FY25 Town Budget
 Remaining budgeted revenue (FY25) \$ 113,712.26

Source: Wanda Libbey, CED Administrative Assistant

As of 12/05/2024



Drumlin Environmental, LLC

P.O. Box 392
Portland, ME
04112-0392

Invoice

DATE	INVOICE #
9/22/2024	3244

BILL TO
Town of Hampden Paula Scott, Town Manager 106 Western Avenue Hampden, Maine 04444

REF NO.	PROJECT
Des. Technical Consultant	04-009PTL

DESCRIPTION	AMOUNT
HAMPDEN TECHNICAL CONSULTANT (July 2023 through August 2024)	
-- Review Sevee & Maher PFAS Sampling Plan	
-- Compile And Review Data and 2023 Annual Report for Pine Tree Landfill	
-- Prepare a Review Summary Memorandum for Hampden Town Council	
-- Prepare and Attend Town Council Workshop to Review and Discuss 2023 Annual Report with Town Council and Citizens	
Professional Services: 25 hrs	3,000.00
DIRECT EXPENSES:	
Vehicle Mileage	190.00
Communication: (Phone, Fax, Etc.)	110.00

9/23/24
10-10-22-05
pas
Land fill monitoring

	Total	\$3,300.00
--	--------------	------------

SEE CONDITIONS OF SALE AND
PAYMENT TERMS ON REVERSE



PAGE NO.	1
INVOICE NO.	6395142
INVOICE DATE	9/26/24
PACKING SLIP NO.	6395142
CUSTOMER NO.	1343
WAREHOUSE	210

ORIGINAL INVOICE

REMIT TO > TEAM EJP Bangor ME
R.J. PRSCOTT INC.
P.O. BOX 350002
BOSTON, MA 02241-0502

WAREHOUSE > TEAM EJP Bangor ME
101 Target Circle
Target Industrial Park
Bangor, ME 04401-0000
Telephone: 207-990-5000

SOLD TO >

SHIP TO >

TOWN OF HAMPDEN MAINE
106 WESTERN AVENUE
HAMPDEN, ME 04444

Customer Pickup

COPY

CUSTOMER P.O. NO.	JOB NAME	JOB NO.	SLS.	DATE DUE	DATE SHIPPED	SHIPPING METHOD
PUBLIC WORKS	HOPKINS ROAD		HSE	10/26/24	9/26/24	Pickup

LINE	PRODUCT NUMBER AND ITEM DESCRIPTION	UOM	QUANTITY	UNIT PRICE	EXTENDED AMOUNT
1	68829 44 12 NYLOPLAST DI DROP IN GRATE	EA	1	242.00	242.00
2	27082 4 SW PVC HXH 45 ELBOW SDR35 SWR	EA	1	7.70	7.70
3	68828 05 4 ROUND GRATE (BLACK) PLASTIC 4" NDS#1.1 ROUND GRATE BLACK	EA	1	7.14	7.14

Acct. No. 10-10-22-01
Date 10-1-24
Initials _____
Description Stormwater Rep.

RECEIVED
OCT 01 2024
BY: _____

PLEASE USE THE REMIT TO ADDRESS BELOW TO MAIL YOUR
PAYMENT FOR FASTEST CREDIT TO YOUR ACCOUNT.
P.O. BOX 350002 BOSTON, MA. 02241-0502

**THANK YOU
FOR YOUR BUSINESS!**
PLEASE NOTE: OUR TERMS
ARE NET 30 DAYS. YOUR
HELP IS NEEDED AND
APPRECIATED.

AMOUNT	256.84
TAX	.00
FREIGHT	.00
TOTAL DUE	256.84

SERVICE CHARGE IS 1 1/2% PER MONTH (18 % A.P.R.) ON THE BALANCE OVER 30 DAYS OF AGE. THE BUYER AGREES TO PAY ALL COSTS AND EXPENSES OF COLLECTION, INCLUDING REASONABLE ATTORNEY'S FEES, AND EJP CLAIMS A MECHANIC'S LIEN UNDER APPLICABLE STATE LAW.

INVOICE

Stillwater Environmental
Engineering, Inc.
PO Box 426
Orono, ME 04473

pruck@stillwaterenv.com
+1 (207) 949-0074
http://www.stillwaterenv.com



Bill to

Victor Smith P.E.
Town of Hampden
106 Western Avenue
Hampden, ME 04444

~~65~~
10-10-22-20
VJS 11/12/24
FEDERAL CULVERT GRANT

Invoice details

P.O. Number: Federal Culvert Grant

Invoice no.: 2024-1639
Terms: Due on receipt
Invoice date: 10/30/2024

#	Date	Product or service	Description	Qty	Rate	Amount
1.	09/30/2024	Senior Project Manager/Senior Environmental Engineer	Tasks: * Client communication * Review federal grant application process with JS * Review and edit application responses	2.5	\$140.00	\$350.00
2.	09/30/2024	Senior Project Manager	Tasks: * Assist Town staff with federal culvert grant application	3	\$120.00	\$360.00
3.	09/30/2024	Assistant Environmental Engineer	Tasks: * Assist with grant prep	2	\$75.00	\$150.00
Total						\$860.00

Note to customer

For professional services provided by SEE for the period of September 4 through September 30, 2024.

INVOICE

Stillwater Environmental
Engineering, Inc.
PO Box 426
Orono, ME 04473

pruck@stillwaterenv.com
+1 (207) 949-0074
http://www.stillwaterenv.com



Bill to
Victor Smith P.E.
Town of Hampden
106 Western Avenue
Hampden, ME 04444

60-10-60-22
VLS 11/12/24
SEWER MAPPING

Invoice details

P.O. Number: Sewer Mapping

Invoice no.: 2024-1651
Terms: Due on receipt
Invoice date: 10/30/2024

#	Date	Product or service	Description	Qty	Rate	Amount
1.	09/30/2024	Senior Project Manager/Senior Environmental Engineer	Tasks: * Client correspondence * Review mapping progress with CB/JS	1	\$140.00	\$140.00
2.	09/30/2024	Project Manager	Tasks: * Sewer mapping coordination with SEE staff * Project oversight	2.5	\$100.00	\$250.00
3.	09/30/2024	Environmental Engineering Technician	Tasks: * Prepare for mapping assistance * Assist with sewer mapping data QC * Field gear maintenance and cleaning	90	\$65.00	\$5,850.00
4.	09/30/2024	Administrative Coordinator	Tasks: * Documentation of services provided for Client	0.5	\$65.00	\$32.50
5.	09/30/2024	Travel Expenses	Mileage	362	\$0.75	\$271.50
					Total	\$6,544.00

Note to customer

For professional services provided by SEE for the period of August 1 through September 30, 2024.

#3250

SPLIT MAPPING
BETWEEN SEWER
MANHOLES & STORM
CATCH BASINS



INVOICE

Stillwater Environmental
Engineering, Inc.
PO Box 426
Orono, ME 04473

pruck@stillwaterenv.com
+1 (207) 049-0074
http://www.stillwaterenv.com



Bill to
Victor Smith P.E.
Town of Hampden
106 Western Avenue
Hampden, ME 04444

Invoice details

P.O. Number: MS4

Invoice no.: 2024-1640
Terms: Due on receipt
Invoice date: 11/04/2024

#	Date	Product or service	Description	Qty	Rate	Amount
1.	09/30/2024	Senior Project Manager/Senior Environmental Engineer	Tasks: * Client correspondence * Client meeting * Review IDDE sample results with staff * Review MDEP PY2 annual report and submit to MDEP on client's behalf * Review erosion issue with JS * Review PY3 action items with CB	4	\$140.00	\$560.00
2.	09/30/2024	Senior Project Manager	Tasks: * Respond to erosion issue and MDEP questions * New SW structure inspection * MS4 PY2 annual report prep assistance, review	5	\$120.00	\$600.00
3.	09/30/2024	Project Manager	Tasks: * Client correspondence * MS4 PY3 outfall inspection oversight * MS4 IDDE investigation Human Bacteroides * Saltwise meeting attendance * Attend BASWG meetings, E&O assistance * MS4 PY2 annual report preparation	14	\$100.00	\$1,400.00
4.	09/30/2024	Assistant Environmental Engineer	Tasks: * MS4 post construction inspection report preparation and follow up	5	\$75.00	\$375.00
5.	09/30/2024	Assistant Project Scientist	Tasks:	2	\$75.00	\$150.00

6.	09/30/2024	Environmental Engineering Technician	Tasks: * Assist with IDDE sampling at 752 Main Street * Assist with sewer and catch basin map QC from previous years	23	\$65.00	\$1,495.00
7.	09/30/2024	Administrative Coordinator	Tasks: * Assist with MS4 PY2 annual report preparation * Documentation of services provided for Client	4.5	\$65.00	\$292.50
8.	09/30/2024	Intern	Tasks: * Assist with PY3 MS4 outfall inspections * Assist with MS4 IDDE investigation for human bacteroides	54	\$55.00	\$2,970.00
9.	09/30/2024	Technology Fee 1	Monthly Fulcrum App Charge for July, August and September	3	\$75.00	\$225.00
10.	09/30/2024	Travel Expenses	Mileage	310	\$0.75	\$232.50
11.	09/30/2024	Reimbursable Expenses	* Shipping of Human Bacteroides samples (\$122.40) * Analyses fees for Human Bacteroides samples (10 @ \$125 per = \$1,250) * Analyses fees for E. coli outfall samples (25 @ \$50 per = \$1,250) * IDDE investigation supplies (\$46)	1	\$2,668.40	\$2,668.40

Total

\$10,968.40

Note to customer

For professional services provided by SEE for the period of July 1 through September 30, 2024.

10-10-22-06
 VJS 11/12/24
 MS4 COMPLIANCE

COPY

INVOICE

Remit to:
DEPT ENVIRONMENTAL PROTECTION, NRSC
ATTN: NRSC FINANCE
155 STATE HOUSE STATION
AUGUSTA ME 04333-0155

Bill to:
TOWN OF HAMPDEN
ATTN: KYLE SEVERANCE, GIS/IT SPECIALIST
106 WESTERN AVE
HAMPDEN ME 04444

Customer Name TOWN OF HAMPDEN		Page 1
Customer Number 06AMSTWMER041022	Invoice Number DEP1114241MST0000027	Invoice Date 11-14-24
AR Dept BPRO 06A:MSTW		Due Date 12-30-24
Amount Due \$362.00		Amount Enclosed

Received By:
NOV 25 2024

Payment Method: Check Money Order

Please check if address has changed. Write correct address on back of stub and attach with payment

Please write Invoice No on front of check or Money Order. DO NOT MAIL CASH

Please detach the above stub and return with your remittance payable to TREASURER STATE OF MAINE



ENVIRONMENTAL PROTECTION

ORIGINAL

Customer Number 06AMSTWMER041022	Orig. Inv. Date 11-14-24	Orig. Due Date 12-30-24
Customer Name TOWN OF HAMPDEN	Invoice Number DEP1114241MST0000027	Invoice Date 11-14-24

Invoice Charges

Ref Line No.	DESCRIPTION	No. of Units	Unit of Measure	Unit Price	Charges/Credit
1	2025 ANNUAL FEE FOR MUNICIPAL STORMWATER (MS4) DISCHARGES FOR PERMIT # MER041022				\$362.00
Total Invoice Charges					\$362.00

Credit Payments Applied	\$0.00
Total Amount Due By 12-30-24	\$362.00

This invoice is for the licensed facility below:
TOWNWIDE MS4 STORMWATER GENERAL PERMIT
TOWNWIDE
HAMPDEN, ME
04444
To pay this invoice online, go to maine.gov/dep/paymentportal

Acct. No. 10-10-22-05
Date 11.25.24
Initials _____

Description Date received by the Due Date

Instructions

PLEASE NOTE: Interest at a rate of 1.25% per month will be applied to any balance due received by the Due Date on the original invoice.

CONTACT: Chris Everett 207-287-7862 christopher.everett@maine.gov
--