

**HAMPDEN ENVIRONMENTAL TRUST
COMMITTEE MEETING**

Thursday, June 12, 2025

1:30 P.M.

HAMPDEN TOWN OFFICE

A G E N D A

1. Call to Order
2. Approval of Meeting Minutes – March 13, 2025
3. Review of financial statements from Institutional Trustee (First National Bank).
4. Review of proposed FY25 costs for reimbursement or payment from Environmental Trust, Income.
 - a. General Fund payments for Stormwater Management total \$16,888.22.
5. Other Business
6. Set a date for the next meeting.
7. Adjourn

**HAMPDEN ENVIRONMENTAL TRUST
COMMITTEE MEETING**

Thursday, March 13, 2025

1:30 P.M.

HAMPDEN TOWN OFFICE

MINUTES

1. Call to Order

Chair White opened the meeting at 1:30 p.m.

2. Approval of Meeting Minutes – December 12, 2024

Chair White moved to approve meeting minutes from December 12, 2024, and Councilor Swalec seconded the motion. Unanimous vote 2/0/0.

3. Review of financial statements from Institutional Trustee (First National Bank).

4. Review of proposed FY25 costs for reimbursement or payment from Environmental Trust, Income.

- a. General Fund payments for Stormwater Management total \$32,954.02.

Chair White made a motion to approve the Town's General Fund from the FY25 Environmental Trust, Income account in the amount of \$32,954.02. Councilor Swalec seconded the motion. Unanimous vote 2/0/0.

5. Other Business - None

6. Set a date for the next meeting.

The Environmental Trust Committee unanimously agreed that the next meeting will be held on June 12, 2025, at 1:30 pm.

7. Adjourn

Chair White moved, and Councilor Swalec seconded to adjourn the meeting at 2:00 p.m. Unanimous vote of 2/0/0.

Respectfully Submitted,
Wanda Libbey, Admin. Assistant



FIRST NATIONAL WEALTH MANAGEMENT
P O BOX 940
DAMARISCOTTA, ME 04543

HAMPDEN ENVIRONMENTAL TRUST
TOWN OF HAMPDEN
106 WESTERN AVE
HAMPDEN, ME 04444

ACCOUNT NAME: **HAMPDEN ENVIRONMENTAL TRUST**

ADMINISTRATIVE OFFICER: **LORRAINE OUELLETTE**
207-669-6368
LORRAINE.OUELLETTE
@THEFIRST.COM

INVESTMENT OFFICER: **MATT WEAVER**
866-563-1900
MATTHEW.WEAVER
@THEFIRST.COM

Proprietary Money Market Disclosure

Please be advised that First National Wealth Management may use a First National Bank money market deposit account as a sweep investment vehicle. First National Wealth Management does not receive any compensation from First National Bank for the placement of funds in this account, nor does First National Bank receive any fees from First National Wealth Management for the use of the account. The rate on the account is set by First National Bank. First National Wealth Management reviews its use of the First National Bank money market deposit account on a regular basis to ensure that it is the most appropriate investment for First National Wealth Management client funds.

Though the established client base of First National Wealth Management knows well that excellent service is the bedrock of our business model, referrals are the foundation of our growth. We would be grateful if you could spread the word to friends and associates who may also benefit from our individualized approach to wealth management.

ACCOUNT NUMBER: 40310000219

STATEMENT PERIOD: JANUARY 01, 2025 THROUGH MARCH 31, 2025



PORTFOLIO DETAIL

DESCRIPTION	MARKET VALUE/ PRICE	TAX COST/ UNREALIZED GAIN/LOSS	EST ANNUAL INCOME/ ACCRUED INC	CURRENT YIELD
CASH AND EQUIVALENTS				
FNWM MONEY MARKET	141,887.04 1.00	141,887.04 0.00	5,959.26 496.60	4.20
CASH	83.19	83.19 0.00		
TOTAL CASH AND EQUIVALENTS	141,970.23	141,970.23 0.00	5,959.26 496.60	4.20

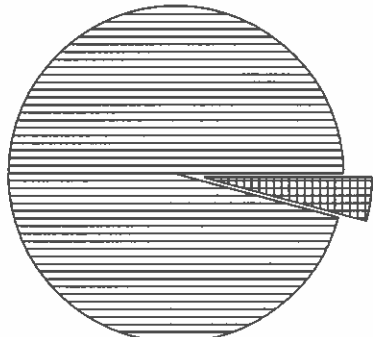
DESCRIPTION	TICKER	SHARES	MARKET VALUE/ PRICE	TAX COST/ UNREALIZED GAIN/LOSS	EST ANNUAL INCOME/ ACCRUED INC	CURRENT YIELD
EQUITIES						
BARON EMERGING MARKETS INSTITUTIONAL	BEXIX	7,409.994	114,558.51 15.46	97,176.91 17,381.60	904.02	0.79
DFA INTERNATIONAL SMALL COMPANY I	DFISX	3,107.692	63,427.99 20.41	55,999.08 7,428.91	2,066.62	3.26
DIMENSIONAL EMERGING CORE EQUITY MARKET ETF	DFAE	346.000	8,957.94 25.89	9,181.11 223.17-	215.56	2.41
DODGE & COX INTERNATIONAL STOCK I	DODFX	5,083.132	278,199.81 54.73	234,483.00 43,716.81	5,713.44	2.05
DODGE & COX STOCK I	DODGX	1,217.905	319,310.33 262.18	283,650.82 35,659.51	4,724.25	1.48
FIDELITY GROWTH COMPANY FUND	FDGRX	6,692.387	235,973.57 35.26	201,611.86 34,361.71	622.39	0.26
FIDELITY LOW-PRICED STOCK #316	FLPSX	2,225.993	89,507.18 40.21	99,361.33 9,854.15-	1,909.90	2.13
MFS MID CAP GROWTH FUND CLASS I	OTCIX	3,106.513	90,399.53 29.10	98,615.74 8,216.21-		
NEUBERGER BERMAN GENESIS INSTL	NBGIX	863.572	51,762.51 59.94	51,877.29 114.78-	82.90	0.16
VANGUARD SMALL CAP VALUE ADMIRAL	VSIAX	673.700	53,909.47 80.02	48,687.11 5,222.36	1,221.42	2.27
TOTAL EQUITIES			1,306,006.84	1,180,644.25 125,362.59	17,460.50 0.00	1.34

ACCOUNT NUMBER: 40310000219

STATEMENT PERIOD: JANUARY 01, 2025 THROUGH MARCH 31, 2025

PORTFOLIO DETAIL (CONTINUED)

BOND QUALITY SUMMARY

	S & P QUALITY RATING	MARKET VALUE	PERCENT
	TREASURY / AGENCY	1,797,352.00	95.9%
	NOT RATED	76,597.50	4.1%
	Total	1,873,949.50	100.0%

DESCRIPTION	RATING	PAR VALUE	MARKET VALUE/ PRICE	TAX COST/ UNREALIZED GAIN/LOSS	EST ANNUAL INCOME/ ACCRUED INC	CURRENT YIELD
FIXED INCOME						
FHLB CONS BD DTD 08/01/2016 1.875% 09/11/2026	AA+	200,000.000	193,960.00 96.98	202,383.13 8,423.13-	3,750.00 208.33	1.93
FHLB CONS BD DTD 07/01/2021 .875% 06/12/2026	AA+	150,000.000	144,502.50 96.34	150,498.98 5,996.48-	1,312.50 397.40	0.91
MAINE HEALTH & HIGHER EDL FACS AUTH REV BDS DTD 06/28/2016 5% 07/01/2026		75,000.000	76,597.50 102.13	76,501.69 95.81	3,750.00 937.50	4.90
US TREASURY NOTES DTD 08/23/2018 2.75% 08/31/2025		100,000.000	99,388.00 99.39	99,432.31 44.31-	2,750.00 239.13	2.77
US TREASURY NOTES DTD 08/15/2015 2% 08/15/2025		200,000.000	198,296.00 99.15	197,046.88 1,249.12	4,000.00 497.24	2.02
US TREASURY NTS DTD 07/23/2020 .25% 07/31/2025		200,000.000	197,312.00 98.66	197,687.50 375.50-	500.00 82.87	0.25
US TREASURY NTS DTD 10/22/2020 .25% 10/31/2025		100,000.000	97,754.00 97.75	96,973.16 780.84	250.00 104.97	0.26
US TREASURY NTS DTD 02/03/2021 1.125% 02/15/2031		200,000.000	169,938.00 84.97	189,904.40 19,966.40-	2,250.00 279.70	1.32
US TREASURY NTS DTD 06/17/2021 .875% 06/30/2026		200,000.000	192,422.00 96.21	200,716.55 8,294.55-	1,750.00 439.92	0.91
US TREASURY NTS DTD 08/19/2021 .75% 08/31/2026		225,000.000	215,077.50 95.59	224,567.95 9,490.45-	1,687.50 146.74	0.78
US TREASURY NTS DTD 02/17/2022 1.875% 02/28/2027		300,000.000	288,702.00 96.23	293,015.63 4,313.63-	5,625.00 489.13	1.95
TOTAL FIXED INCOME			1,873,949.50	1,928,728.18 54,778.68-	27,625.00 3,822.93	1.47

ACCOUNT NUMBER: 40310000219

STATEMENT PERIOD: JANUARY 01, 2025 THROUGH MARCH 31, 2025



PORTFOLIO DETAIL (CONTINUED)

DESCRIPTION	RATING	PAR VALUE	MARKET VALUE/ PRICE	TAX COST/ UNREALIZED GAIN/LOSS	EST ANNUAL INCOME/ ACCRUED INC	CURRENT YIELD
TOTAL ASSETS			3,321,926.57	3,251,342.66 70,583.91	51,044.76 4,319.53	1.54
TOTAL ACCRUED INC			4,319.53	4,319.53		
GRAND TOTAL ASSETS			3,326,246.10	3,255,662.19 70,583.91	51,044.76 4,319.53	1.54

TRANSACTION DETAIL

DATE	QUANTITY	DESCRIPTION	TRANSACTION TYPE	CASH	COST BASIS
01/01/25		BEGINNING BALANCE		0.00	3,236,288.90
DIVIDENDS					
01/02/25		MM0000099 DIVIDEND ON FNWM MONEY MARKET PAYABLE 12/31/2024 EFFECTIVE 12/31/2024	DIVIDEND	523.91	
02/03/25		MM0000099 DIVIDEND ON FNWM MONEY MARKET PAYABLE 01/31/2025 EFFECTIVE 01/31/2025	DIVIDEND	774.56	
03/03/25		MM0000099 DIVIDEND ON FNWM MONEY MARKET PAYABLE 02/28/2025 EFFECTIVE 02/28/2025	DIVIDEND	844.46	
03/27/25		256219106 DIVIDEND ON 1,082.153 SHS DODGE & COX STOCK I AT .965 PER SHARE PAYABLE 03/26/2025 EX DATE 03/26/2025 EFFECTIVE 03/26/2025	DIVIDEND	1,044.28	
03/27/25		256219106 LONG TERM CAPITAL GAINS DIVIDEND ON 1,082.153 SHS DODGE & COX STOCK I AT 3.18 PER SHARE PAYABLE 03/26/2025 EX DATE 03/26/2025 EFFECTIVE 03/26/2025	DIVIDEND	3,441.25	
03/28/25		921937686 DIVIDEND ON 593.737 SHS VANGUARD SMALL CAP VALUE ADMIRAL AT .5339 PER SHARE PAYABLE 03/28/2025 EX DATE 03/27/2025	DIVIDEND	317.00	
03/31/25		233203629 DIVIDEND ON 3,107.692 SHS DFA INTERNATIONAL SMALL COMPANY I AT .02677 PER SHARE PAYABLE 03/31/2025 EX DATE 03/28/2025	DIVIDEND	83.19	
TOTAL DIVIDENDS				7,028.65	0.00
INTEREST					
01/02/25		56042R6S6 INTEREST ON 75,000 UNITS MAINE HEALTH & HIGHER EDL FACS AUTH REV BDS DTD 06/28/2016 5% 07/01/2026 PAYABLE 01/01/2025 EFFECTIVE 01/01/2025	INTEREST RCVD	1,875.00	
01/13/25		3133EFNW3 INTEREST ON 125,000 UNITS FFCB DTD 11/05/2015 2.5% 01/13/2025 PAYABLE 01/13/2025	INTEREST RCVD	1,562.50	
01/31/25		91282CAB7 INTEREST ON 200,000 UNITS US TREASURY NTS DTD 07/23/2020 .25% 07/31/2025 PAYABLE 01/31/2025	INTEREST RCVD	250.00	
02/18/25		912828K74 INTEREST ON 200,000 UNITS US TREASURY NOTES DTD 08/15/2015 2% 08/15/2025 PAYABLE 02/15/2025 EFFECTIVE 02/15/2025	INTEREST RCVD	2,000.00	
02/18/25		91282CBL4 INTEREST ON 200,000 UNITS US TREASURY NTS DTD 02/03/2021 1.125% 02/15/2031 PAYABLE 02/15/2025 EFFECTIVE 02/15/2025	INTEREST RCVD	1,125.00	



TRANSACTION DETAIL (CONTINUED)

DATE	QUANTITY	DESCRIPTION	TRANSACTION TYPE	CASH	COST BASIS
02/28/25		9128284Z0 INTEREST ON 100,000 UNITS US TREASURY NOTES DTD 08/23/2018 2.75% 08/31/2025 PAYABLE 02/28/2025	INTEREST RCVD	1,375.00	
02/28/25		91282CCW9 INTEREST ON 225,000 UNITS US TREASURY NTS DTD 08/19/2021 .75% 08/31/2026 PAYABLE 02/28/2025	INTEREST RCVD	843.75	
02/28/25		91282CEC1 INTEREST ON 300,000 UNITS US TREASURY NTS DTD 02/17/2022 1.875% 02/28/2027 PAYABLE 02/28/2025	INTEREST RCVD	2,812.50	
03/11/25		3130A8XY4 INTEREST ON 200,000 UNITS FHLB CONS BD DTD 08/01/2016 1.875% 09/11/2026 PAYABLE 03/11/2025	INTEREST RCVD	1,875.00	
TOTAL INTEREST				13,718.75	0.00
PURCHASES					
03/27/25	12.962	256219106 PURCHASED 12.962 SHS DODGE & COX STOCK I ON 03/26/2025 AT 265.49 FOR REINVESTMENT	BUY	3,441.25-	3,441.25
03/28/25	346.000	25434V302 PURCHASED 346 SHS DIMENSIONAL EMERGING CORE EQUITY MARKET ETF ON 03/27/2025 AT 26.505 THRU FIDELITY IN403 COMMISSIONS PAID 10.38	BUY	9,181.11-	9,181.11
03/28/25	311.303	233203629 PURCHASED 311.303 SHS DFA INTERNATIONAL SMALL COMPANY I ON 03/27/2025 AT 20.88	BUY	6,500.00-	6,500.00
03/28/25	489.072	256206103 PURCHASED 489.072 SHS DODGE & COX INTERNATIONAL STOCK I ON 03/27/2025 AT 55.82	BUY	27,300.00-	27,300.00
03/28/25	122.790	256219106 PURCHASED 122.79 SHS DODGE & COX STOCK I ON 03/27/2025 AT 264.68	BUY	32,500.00-	32,500.00
03/28/25	570.958	316200104 PURCHASED 570.958 SHS FIDELITY GROWTH COMPANY FUND ON 03/27/2025 AT 36.43	BUY	20,800.00-	20,800.00
03/28/25	222.657	316345305 PURCHASED 222.657 SHS FIDELITY LOW-PRICED STOCK #316 ON 03/27/2025 AT 40.87	BUY	9,100.00-	9,100.00
03/28/25	306.707	552987877 PURCHASED 306.707 SHS MFS MID CAP GROWTH FUND CLASS I ON 03/27/2025 AT 29.67	BUY	9,100.00-	9,100.00
03/28/25	106.174	641233200 PURCHASED 106.174 SHS NEUBERGER BERMAN GENESIS INSTL ON 03/27/2025 AT 61.22	BUY	6,500.00-	6,500.00
03/28/25	79.963	921937686 PURCHASED 79.963 SHS VANGUARD SMALL CAP VALUE ADMIRAL ON 03/27/2025 AT 81.16	BUY	6,489.82-	6,489.82

ACCOUNT NUMBER: 40310000219

STATEMENT PERIOD: JANUARY 01, 2025 THROUGH MARCH 31, 2025

TRANSACTION DETAIL (CONTINUED)

DATE	QUANTITY	DESCRIPTION	TRANSACTION TYPE	CASH	COST BASIS
03/31/25	10,577.410	MM0000099 NET DEPOSIT FNWM MONEY MARKET	NET CASH MGMT	10,577.41-	10,577.41
TOTAL PURCHASES				141,489.59-	141,489.59
FEES					
01/08/25		FEE TO FIRST NATIONAL WEALTH MANAGEMENT FOR THE PERIOD ENDING 12/31/2024 BASED ON AVERAGE MARKET VALUE___1,737.23 DISCOUNT_____1,042.34	DISBURSEMENT	694.89-	
01/08/25		FEE TO FIRST NATIONAL WEALTH MANAGEMENT FOR THE PERIOD ENDING 12/31/2024 BASED ON AVERAGE MARKET VALUE___1,737.23 DISCOUNT_____1,042.34	DISBURSEMENT	694.89-	
02/07/25		FEE TO FIRST NATIONAL WEALTH MANAGEMENT FOR THE PERIOD ENDING 01/31/2025 BASED ON AVERAGE MARKET VALUE___1,730.90 DISCOUNT_____1,038.54	DISBURSEMENT	692.36-	
02/07/25		FEE TO FIRST NATIONAL WEALTH MANAGEMENT FOR THE PERIOD ENDING 01/31/2025 BASED ON AVERAGE MARKET VALUE___1,730.90 DISCOUNT_____1,038.54	DISBURSEMENT	692.36-	
03/07/25		FEE TO FIRST NATIONAL WEALTH MANAGEMENT FOR THE PERIOD ENDING 02/28/2025 BASED ON AVERAGE MARKET VALUE___1,750.16 DISCOUNT_____1,050.10	DISBURSEMENT	700.06-	
03/07/25		FEE TO FIRST NATIONAL WEALTH MANAGEMENT FOR THE PERIOD ENDING 02/28/2025 BASED ON AVERAGE MARKET VALUE___1,750.16 DISCOUNT_____1,050.10	DISBURSEMENT	700.06-	
TOTAL FEES				4,174.62-	0.00
OTHER DISBURSEMENTS					
01/02/25		56042R6S6 AMORTIZATION ON 75,000 UNITS MAINE HEALTH & HIGHER EDL FACS AUTH REV BDS DTD 06/28/2016 5% 07/01/2026 EFFECTIVE 01/01/2025 TO ADJUST TAX LOT, AMORTIZATION = 506.07-	AMORTIZATION		506.07-
01/13/25		3133EFNW3 AMORTIZATION ON 125,000 UNITS FFCB DTD 11/05/2015 2.5% 01/13/2025 TO ADJUST TAX LOT, AMORTIZATION = 227.26-	AMORTIZATION		227.26-
03/11/25		3130A8XY4 AMORTIZATION ON 200,000 UNITS FHLB CONS BD DTD 08/01/2016 1.875% 09/11/2026 TO ADJUST TAX LOT, AMORTIZATION = 785.69-	AMORTIZATION		785.69-
TOTAL OTHER DISBURSEMENTS				0.00	1,519.02-

ACCOUNT NUMBER: **40310000219**

STATEMENT PERIOD: JANUARY 01, 2025 THROUGH MARCH 31, 2025



TRANSACTION DETAIL (CONTINUED)

DATE	QUANTITY	DESCRIPTION	TRANSACTION TYPE	CASH	COST BASIS
SALES AND MATURITIES					
01/13/25	125,000.00-	3133EFNW3 MATURED 125,000 UNITS FFCB DTD 11/05/2015 2.5% 01/13/2025	MATURITY	125,000.00	125,000.00-
TOTAL SALES AND MATURITIES				125,000.00	125,000.00-
03/31/25		ENDING BALANCE		83.19	3,251,259.47



ACCOUNT NUMBER: **40310000219**

STATEMENT PERIOD: FEBRUARY 01, 2025 THROUGH FEBRUARY 28, 2025

FIRST NATIONAL WEALTH MANAGEMENT
P O BOX 940
DAMARISCOTTA, ME 04543

HAMPDEN ENVIRONMENTAL TRUST
TOWN OF HAMPDEN
106 WESTERN AVE
HAMPDEN, ME 04444

ACCOUNT NAME: **HAMPDEN ENVIRONMENTAL TRUST**




ADMINISTRATIVE OFFICER: **LORRAINE OUELLETTE
207-669-6368
LORRAINE.OUELLETTE
@THEFIRST.COM**

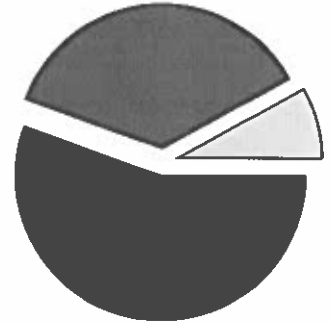
INVESTMENT OFFICER: **MATT WEAVER
866-563-1900
MATTHEW.WEAVER
@THEFIRST.COM**

Proprietary Money Market Disclosure

Please be advised that First National Wealth Management may use a First National Bank money market deposit account as a sweep investment vehicle. First National Wealth Management does not receive any compensation from First National Bank for the placement of funds in this account, nor does First National Bank receive any fees from First National Wealth Management for the use of the account. The rate on the account is set by First National Bank. First National Wealth Management reviews its use of the First National Bank money market deposit account on a regular basis to ensure that it is the most appropriate investment for First National Wealth Management client funds.

PORTFOLIO SUMMARY

	TAX COST	MARKET VALUE	PERCENT
 CASH AND EQUIVALENTS	266,677.35	266,677.35	7.9%
 EQUITIES	1,049,732.07	1,225,628.51	36.5%
 FIXED INCOME	1,929,513.87	1,868,975.50	55.6%
TOTAL ASSETS	3,245,923.29	3,361,281.36	100.0%
ACCRUED INCOME			
OTHER	4,306.64	4,306.64	
TOTAL ACCRUED INCOME	4,306.64	4,306.64	
TOTAL ASSETS & ACCRUALS	3,250,229.93	3,365,588.00	
BEGINNING MARKET VALUE	3,359,572.91		
ENDING MARKET VALUE	3,365,588.00		



ACTIVITY SUMMARY


	THIS PERIOD	YEAR TO DATE	REALIZED CAPITAL GAINS / LOSSES	
			THIS PERIOD	YEAR TO DATE
BEGINNING MARKET VALUE	3,349,297.96	3,297,807.26		
DIVIDENDS AND INTEREST	8,930.81	13,142.22		
FEEES	1,384.72-	2,774.50-		
NET CASH SALES/PURCHASES	7,546.09-	10,367.72-		
CHANGE IN MARKET VALUE	11,983.40	63,474.10		
ENDING MARKET VALUE	3,361,281.36	3,361,281.36		
			INVESTMENT PERFORMANCE	
			THIS PERIOD	YEAR TO DATE
			RATE OF RETURN	
			0.40%	2.01%

PORTFOLIO DETAIL

DESCRIPTION	MARKET VALUE/PRICE	TAX COST/UNREALIZED GAIN/LOSS	EST ANNUAL INCOME/ACCRUED INC	CURRENT YIELD
CASH AND EQUIVALENTS				
FNWM MONEY MARKET	266,677.35 1.00	266,677.35 0.00	11,280.45 940.04	4.23
TOTAL CASH AND EQUIVALENTS	266,677.35	266,677.35 0.00	11,280.45 940.04	4.23

DESCRIPTION	TICKER	SHARES	MARKET VALUE/PRICE	TAX COST/UNREALIZED GAIN/LOSS	EST ANNUAL INCOME/ACCRUED INC	CURRENT YIELD
EQUITIES						
BARON EMERGING MARKETS INSTITUTIONAL	BEXIX	7,409.994	113,076.51 15.26	97,176.91 15,899.60	904.02	0.80
DKF INTERNATIONAL SMALL COMPANY I	DFISX	2,796.389	56,375.20 20.16	49,499.08 6,876.12	1,840.02	3.26
DODGE & COX INTERNATIONAL STOCK I	DODFX	4,594.060	250,927.56 54.62	207,183.00 43,744.56	5,163.72	2.06
DODGE & COX STOCK I	DODGX	1,082.153	297,830.15 275.22	247,709.57 50,120.58	4,140.32	1.39
FIDELITY GROWTH COMPANY FUND	FDGRX	6,121.429	239,347.87 39.10	180,811.86 58,536.01	569.29	0.24
FIDELITY LOW-PRICED STOCK #316	FLPSX	2,003.336	82,357.14 41.11	90,261.33 7,904.19-	1,718.86	2.09
MFS MID CAP GROWTH FUND CLASS I	OTCIX	2,799.806	87,129.96 31.12	89,515.74 2,385.78-		
NEUBERGER BERMAN GENESIS INSTL	NBGIX	757.398	48,140.22 63.56	45,377.29 2,762.93	72.71	0.15
VANGUARD SMALL CAP VALUE ADMIRAL	VSIAX	593.737	50,443.90 84.96	42,197.29 8,246.61	999.85	1.98
TOTAL EQUITIES			1,225,628.51	1,049,732.07 175,896.44	15,408.79 0.00	1.26

BOND QUALITY SUMMARY

	S & P QUALITY RATING	MARKET VALUE	PERCENT
	TREASURY / AGENCY	1,792,171.00	95.9%
	NOT RATED	76,804.50	4.1%
	Total	1,868,975.50	100.0%

PORTFOLIO DETAIL (CONTINUED)

DESCRIPTION	RATING	PAR VALUE	MARKET VALUE/ PRICE	TAX COST/ UNREALIZED GAIN/LOSS	EST ANNUAL INCOME/ ACCRUED INC	CURRENT YIELD
FIXED INCOME						
FHLB CONS BD DTD 08/01/2016 1.875% 09/11/2026	AA+	200,000.000	193,642.00 96.82	203,168.82 9,526.82-	3,750.00 1,770.83	1.94
FHLB CONS BD DTD 07/01/2021 .875% 06/12/2026	AA+	150,000.000	144,019.50 96.01	150,498.98 6,479.48-	1,312.50 288.02	0.91
MAINE HEALTH & HIGHER EDL FACS AUTH REV BDS DTD 06/28/2016 5% 07/01/2026		75,000.000	76,804.50 102.41	76,501.69 302.81	3,750.00 625.00	4.88
US TREASURY NOTES DTD 08/23/2018 2.75% 08/31/2025		100,000.000	99,240.00 99.24	99,432.31 192.31-	2,750.00 7.47	2.77
US TREASURY NOTES DTD 08/15/2015 2% 08/15/2025		200,000.000	197,942.00 98.97	197,046.88 895.12	4,000.00 154.70	2.02
US TREASURY NTS DTD 07/23/2020 .25% 07/31/2025		200,000.000	196,714.00 98.36	197,687.50 973.50-	500.00 40.06	0.25
US TREASURY NTS DTD 10/22/2020 .25% 10/31/2025		100,000.000	97,420.00 97.42	96,973.16 446.84	250.00 83.56	0.26
US TREASURY NTS DTD 02/03/2021 1.125% 02/15/2031		200,000.000	169,188.00 84.59	189,904.40 20,716.40-	2,250.00 87.02	1.33
US TREASURY NTS DTD 06/17/2021 .875% 06/30/2026		200,000.000	191,804.00 95.90	200,716.55 8,912.55-	1,750.00 290.06	0.91
US TREASURY NTS DTD 08/19/2021 .75% 08/31/2026		225,000.000	214,330.50 95.26	224,567.95 10,237.45-	1,687.50 4.59	0.79
US TREASURY NTS DTD 02/17/2022 1.875% 02/28/2027		300,000.000	287,871.00 95.96	293,015.63 5,144.63-	5,625.00 15.29	1.95
TOTAL FIXED INCOME			1,868,975.50	1,929,513.87 60,538.37-	27,625.00 3,366.60	1.48
TOTAL ASSETS			3,361,281.36	3,245,923.29 115,358.07	54,314.24 4,306.64	1.62
TOTAL ACCRUED INC			4,306.64	4,306.64		
GRAND TOTAL ASSETS			3,365,588.00	3,250,229.93 115,358.07	54,314.24 4,306.64	1.62

TRANSACTION DETAIL

DATE	QUANTITY	DESCRIPTION	TRANSACTION TYPE	CASH	COST BASIS
02/01/25		BEGINNING BALANCE		0.00	3,238,377.20
DIVIDENDS					
02/03/25		MM0000099 DIVIDEND ON FNWM MONEY MARKET PAYABLE 01/31/2025 EFFECTIVE 01/31/2025	DIVIDEND	774.56	
TOTAL DIVIDENDS				774.56	0.00
INTEREST					
02/18/25		912828K74 INTEREST ON 200,000 UNITS US TREASURY NOTES DTD 08/15/2015 2% 08/15/2025 PAYABLE 02/15/2025 EFFECTIVE 02/15/2025	INTEREST RCVD	2,000.00	
02/18/25		91282CBL4 INTEREST ON 200,000 UNITS US TREASURY NTS DTD 02/03/2021 1.125% 02/15/2031 PAYABLE 02/15/2025 EFFECTIVE 02/15/2025	INTEREST RCVD	1,125.00	
02/28/25		912828420 INTEREST ON 100,000 UNITS US TREASURY NOTES DTD 08/23/2018 2.75% 08/31/2025 PAYABLE 02/28/2025	INTEREST RCVD	1,375.00	
02/28/25		91282CCW9 INTEREST ON 225,000 UNITS US TREASURY NTS DTD 08/19/2021 .75% 08/31/2026 PAYABLE 02/28/2025	INTEREST RCVD	843.75	
02/28/25		91282CEC1 INTEREST ON 300,000 UNITS US TREASURY NTS DTD 02/17/2022 1.875% 02/28/2027 PAYABLE 02/28/2025	INTEREST RCVD	2,812.50	
TOTAL INTEREST				8,156.25	0.00
PURCHASES					
02/28/25	7,546.090	MM0000099 NET DEPOSIT FNWM MONEY MARKET	NET CASH MGMT	7,546.09-	7,546.09
TOTAL PURCHASES				7,546.09-	7,546.09
FEES					
02/07/25		FEE TO FIRST NATIONAL WEALTH MANAGEMENT FOR THE PERIOD ENDING 01/31/2025 BASED ON AVERAGE MARKET VALUE 1,730.90 DISCOUNT 1,038.54	DISBURSEMENT	692.36-	
02/07/25		FEE TO FIRST NATIONAL WEALTH MANAGEMENT FOR THE PERIOD ENDING 01/31/2025 BASED ON AVERAGE MARKET VALUE 1,730.90 DISCOUNT 1,038.54	DISBURSEMENT	692.36-	
TOTAL FEES				1,384.72-	0.00
02/28/25		ENDING BALANCE		0.00	3,245,923.29

FIRST NATIONAL WEALTH MANAGEMENT
P O BOX 940
DAMARISCOTTA, ME 04543

HAMPDEN ENVIRONMENTAL TRUST
TOWN OF HAMPDEN
106 WESTERN AVE
HAMPDEN, ME 04444

ACCOUNT NAME: **HAMPDEN ENVIRONMENTAL TRUST**

ADMINISTRATIVE OFFICER: **LORRAINE OUELLETTE**
207-669-6368
LORRAINE.OUELLETTE
@THEFIRST.COM

INVESTMENT OFFICER: **MATT WEAVER**
866-563-1900
MATTHEW.WEAVER
@THEFIRST.COM

Proprietary Money Market Disclosure




Please be advised that First National Wealth Management may use a First National Bank money market deposit account as a sweep investment vehicle. First National Wealth Management does not receive any compensation from First National Bank for the placement of funds in this account, nor does First National Bank receive any fees from First National Wealth Management for the use of the account. The rate on the account is set by First National Bank. First National Wealth Management reviews its use of the First National Bank money market deposit account on a regular basis to ensure that it is the most appropriate investment for First National Wealth Management client funds.

Though the established client base of First National Wealth Management knows well that excellent service is the bedrock of our business model, referrals are the foundation of our growth. We would be grateful if you could spread the word to friends and associates who may also benefit from our individualized approach to wealth management.

ACCOUNT NUMBER: **40310000219**

STATEMENT PERIOD: MARCH 01, 2025 THROUGH MARCH 31, 2025

PORTFOLIO SUMMARY

	TAX COST	MARKET VALUE	PERCENT
 CASH AND EQUIVALENTS	141,970.23	141,970.23	4.3%
 EQUITIES	1,180,644.25	1,306,006.84	39.3%
 FIXED INCOME	1,928,728.18	1,873,949.50	56.4%
TOTAL ASSETS	3,251,342.66	3,321,926.57	100.0%
ACCRUED INCOME OTHER	4,319.53	4,319.53	
TOTAL ACCRUED INCOME	4,319.53	4,319.53	
TOTAL ASSETS & ACCRUALS	3,255,662.19	3,326,246.10	
BEGINNING MARKET VALUE	3,365,588.00		
ENDING MARKET VALUE	3,326,246.10		



ACTIVITY SUMMARY

	THIS PERIOD	YEAR TO DATE	REALIZED CAPITAL GAINS / LOSSES	
			THIS PERIOD	YEAR TO DATE
BEGINNING MARKET VALUE	3,361,281.36	3,297,807.26		
DIVIDENDS AND INTEREST	7,605.18	20,747.40		
FEES	1,400.12-	4,174.62-	LONG TERM	3,441.25
NET CASH SALES/PURCHASES	6,121.87-	16,489.59-	TOTAL GAINS / LOSSES	3,441.25
CHANGE IN MARKET VALUE	39,437.98-	24,036.12		
ENDING MARKET VALUE	3,321,926.57	3,321,926.57		
			INVESTMENT PERFORMANCE	
			THIS PERIOD	YEAR TO DATE
			RATE OF RETURN	
			1.13-%	0.86%

ACCOUNT NUMBER: **40310000219**

STATEMENT PERIOD: MARCH 01, 2025 THROUGH MARCH 31, 2025


PORTFOLIO DETAIL

DESCRIPTION	MARKET VALUE/ PRICE	TAX COST/ UNREALIZED GAIN/LOSS	EST ANNUAL INCOME/ ACCRUED INC	CURRENT YIELD
CASH AND EQUIVALENTS				
FNWM MONEY MARKET	141,887.04 1.00	141,887.04 0.00	5,959.26 496.60	4.20
CASH	83.19	83.19 0.00		
TOTAL CASH AND EQUIVALENTS	141,970.23	141,970.23 0.00	5,959.26 496.60	4.20

DESCRIPTION	TICKER	SHARES	MARKET VALUE/ PRICE	TAX COST/ UNREALIZED GAIN/LOSS	EST ANNUAL INCOME/ ACCRUED INC	CURRENT YIELD
EQUITIES						
BARON EMERGING MARKETS INSTITUTIONAL	BEXIX	7,409.994	114,558.51 15.46	97,176.91 17,381.60	904.02	0.79
DFA INTERNATIONAL SMALL COMPANY I	DFISX	3,107.692	63,427.99 20.41	55,999.08 7,428.91	2,066.62	3.26
DIMENSIONAL EMERGING CORE EQUITY MARKET ETF	DFAE	346.000	8,957.94 25.89	9,181.11 223.17-	215.56	2.41
DODGE & COX INTERNATIONAL STOCK I	DODFX	5,083.132	278,199.81 54.73	234,483.00 43,716.81	5,713.44	2.05
DODGE & COX STOCK I	DODGX	1,217.905	319,310.33 262.18	283,650.82 35,659.51	4,724.25	1.48
FIDELITY GROWTH COMPANY FUND	FDGRX	6,692.387	235,973.57 35.26	201,611.86 34,361.71	622.39	0.26
FIDELITY LOW-PRICED STOCK #316	FLPSX	2,225.993	89,507.18 40.21	99,361.33 9,854.15-	1,909.90	2.13
MFS MID CAP GROWTH FUND CLASS I	OTCIX	3,106.513	90,399.53 29.10	98,615.74 8,216.21-		
NEUBERGER BERMAN GENESIS INSTL	NBGIX	863.572	51,762.51 59.94	51,877.29 114.78-	82.90	0.16
VANGUARD SMALL CAP VALUE ADMIRAL	VSIAX	673.700	53,909.47 80.02	48,687.11 5,222.36	1,221.42	2.27
TOTAL EQUITIES			1,306,006.84	1,180,644.25 125,362.59	17,460.50 0.00	1.34

PORTFOLIO DETAIL (CONTINUED)

BOND QUALITY SUMMARY



DESCRIPTION	RATING	PAR VALUE	MARKET VALUE/ PRICE	TAX COST/ UNREALIZED GAIN/LOSS	EST ANNUAL INCOME/ ACCRUED INC	CURRENT YIELD
FIXED INCOME						
FHLB CONS BD DTD 08/01/2016 1.875% 09/11/2026	AA+	200,000.00	193,960.00 96.98	202,383.13 8,423.13-	3,750.00 208.33	1.93
FHLB CONS BD DTD 07/01/2021 .875% 06/12/2026	AA+	150,000.00	144,502.50 96.34	150,498.98 5,996.48-	1,312.50 397.40	0.91
MAINE HEALTH & HIGHER EDL FACS AUTH REV BDS DTD 06/28/2016 5% 07/01/2026		75,000.00	76,597.50 102.13	76,501.69 95.81	3,750.00 937.50	4.90
US TREASURY NOTES DTD 08/23/2018 2.75% 08/31/2025		100,000.00	99,388.00 99.39	99,432.31 44.31-	2,750.00 239.13	2.77
US TREASURY NOTES DTD 08/15/2015 2% 08/15/2025		200,000.00	198,296.00 99.15	197,046.88 1,249.12	4,000.00 497.24	2.02
US TREASURY NTS DTD 07/23/2020 .25% 07/31/2025		200,000.00	197,312.00 98.66	197,687.50 375.50-	500.00 82.87	0.25
US TREASURY NTS DTD 10/22/2020 .25% 10/31/2025		100,000.00	97,754.00 97.75	96,973.16 780.84	250.00 104.97	0.26
US TREASURY NTS DTD 02/03/2021 1.125% 02/15/2031		200,000.00	169,938.00 84.97	189,904.40 19,966.40-	2,250.00 279.70	1.32
US TREASURY NTS DTD 06/17/2021 .875% 06/30/2026		200,000.00	192,422.00 96.21	200,716.55 8,294.55-	1,750.00 439.92	0.91
US TREASURY NTS DTD 08/19/2021 .75% 08/31/2026		225,000.00	215,077.50 95.59	224,567.95 9,490.45-	1,687.50 146.74	0.78
US TREASURY NTS DTD 02/17/2022 1.875% 02/28/2027		300,000.00	288,702.00 96.23	293,015.63 4,313.63-	5,625.00 489.13	1.95
TOTAL FIXED INCOME			1,873,949.50	1,928,728.18 54,778.68-	27,625.00 3,822.93	1.47

ACCOUNT NUMBER: **40310000219**

STATEMENT PERIOD: MARCH 01, 2025 THROUGH MARCH 31, 2025

PORTFOLIO DETAIL (CONTINUED)

DESCRIPTION	RATING	PAR VALUE	MARKET VALUE/ PRICE	TAX COST/ UNREALIZED GAIN/LOSS	EST ANNUAL INCOME/ ACCRUED INC	CURRENT YIELD
TOTAL ASSETS			3,321,926.57	3,251,342.66 70,583.91	51,044.76 4,319.53	1.54
TOTAL ACCRUED INC			4,319.53	4,319.53		
GRAND TOTAL ASSETS			3,326,246.10	3,255,662.19 70,583.91	51,044.76 4,319.53	1.54

TRANSACTION DETAIL

DATE	QUANTITY	DESCRIPTION	TRANSACTION TYPE	CASH	COST BASIS
03/01/25		BEGINNING BALANCE		0.00	3,245,923.29
DIVIDENDS					
03/03/25		MM0000099 DIVIDEND ON FNWM MONEY MARKET PAYABLE 02/28/2025 EFFECTIVE 02/28/2025	DIVIDEND	844.46	
03/27/25		256219106 DIVIDEND ON 1,082.153 SHS DODGE & COX STOCK I AT .965 PER SHARE PAYABLE 03/26/2025 EX DATE 03/26/2025 EFFECTIVE 03/26/2025	DIVIDEND	1,044.28	
03/27/25		256219106 LONG TERM CAPITAL GAINS DIVIDEND ON 1,082.153 SHS DODGE & COX STOCK I AT 3.18 PER SHARE PAYABLE 03/26/2025 EX DATE 03/26/2025 EFFECTIVE 03/26/2025	DIVIDEND	3,441.25	
03/28/25		921937686 DIVIDEND ON 593.737 SHS VANGUARD SMALL CAP VALUE ADMIRAL AT .5339 PER SHARE PAYABLE 03/28/2025 EX DATE 03/27/2025	DIVIDEND	317.00	
03/31/25		233203629 DIVIDEND ON 3,107.692 SHS DFA INTERNATIONAL SMALL COMPANY I AT .02677 PER SHARE PAYABLE 03/31/2025 EX DATE 03/28/2025	DIVIDEND	83.19	
TOTAL DIVIDENDS				5,730.18	0.00
INTEREST					
03/11/25		3130A8XY4 INTEREST ON 200,000 UNITS FHLB CONS BD DTD 08/01/2016 1.875% 09/11/2026 PAYABLE 03/11/2025	INTEREST RCVD	1,875.00	
TOTAL INTEREST				1,875.00	0.00
PURCHASES					
03/27/25	12.962	256219106 PURCHASED 12.962 SHS DODGE & COX STOCK I ON 03/26/2025 AT 265.49 FOR REINVESTMENT	BUY	3,441.25-	3,441.25
03/28/25	346.000	25434V302 PURCHASED 346 SHS DIMENSIONAL EMERGING CORE EQUITY MARKET ETF ON 03/27/2025 AT 26.505 THRU FIDELITY IN403 COMMISSIONS PAID 10.38	BUY	9,181.11-	9,181.11
03/28/25	311.303	233203629 PURCHASED 311.303 SHS DFA INTERNATIONAL SMALL COMPANY I ON 03/27/2025 AT 20.88	BUY	6,500.00-	6,500.00
03/28/25	489.072	256206103 PURCHASED 489.072 SHS DODGE & COX INTERNATIONAL STOCK I ON 03/27/2025 AT 55.82	BUY	27,300.00-	27,300.00
03/28/25	122.790	256219106 PURCHASED 122.79 SHS DODGE & COX STOCK I ON 03/27/2025 AT 264.68	BUY	32,500.00-	32,500.00




TRANSACTION DETAIL (CONTINUED)


DATE	QUANTITY	DESCRIPTION	TRANSACTION TYPE	CASH	COST BASIS
03/28/25	570.958	316200104 PURCHASED 570.958 SHS FIDELITY GROWTH COMPANY FUND ON 03/27/2025 AT 36.43	BUY	20,800.00-	20,800.00
03/28/25	222.657	316345305 PURCHASED 222.657 SHS FIDELITY LOW-PRICED STOCK #316 ON 03/27/2025 AT 40.87	BUY	9,100.00-	9,100.00
03/28/25	306.707	552987877 PURCHASED 306.707 SHS MFS MID CAP GROWTH FUND CLASS I ON 03/27/2025 AT 29.67	BUY	9,100.00-	9,100.00
03/28/25	106.174	641233200 PURCHASED 106.174 SHS NEUBERGER BERMAN GENESIS INSTL ON 03/27/2025 AT 61.22	BUY	6,500.00-	6,500.00
03/28/25	79.963	921937686 PURCHASED 79.963 SHS VANGUARD SMALL CAP VALUE ADMIRAL ON 03/27/2025 AT 81.16	BUY	6,489.82-	6,489.82
TOTAL PURCHASES				130,912.18-	130,912.18
FEES					
03/07/25		FEE TO FIRST NATIONAL WEALTH MANAGEMENT FOR THE PERIOD ENDING 02/28/2025 BASED ON AVERAGE MARKET VALUE___1,750.16 DISCOUNT_____1,050.10	DISBURSEMENT	700.06-	
03/07/25		FEE TO FIRST NATIONAL WEALTH MANAGEMENT FOR THE PERIOD ENDING 02/28/2025 BASED ON AVERAGE MARKET VALUE___1,750.16 DISCOUNT_____1,050.10	DISBURSEMENT	700.06-	
TOTAL FEES				1,400.12-	0.00
OTHER DISBURSEMENTS					
03/11/25		3130A8XY4 AMORTIZATION ON 200,000 UNITS FHLB CONS BD DTD 08/01/2016 1.875% 09/11/2026 TO ADJUST TAX LOT, AMORTIZATION = 785.69-	AMORTIZATION		785.69-
TOTAL OTHER DISBURSEMENTS				0.00	785.69-
SALES AND MATURITIES					
03/31/25	124,790.310-	MM0000099 NET WITHDRAWAL FNWM MONEY MARKET	NET CASH MGMT	124,790.31	124,790.31-
TOTAL SALES AND MATURITIES				124,790.31	124,790.31-
03/31/25		ENDING BALANCE		83.19	3,251,259.47

ACCOUNT NUMBER: 40310000219

STATEMENT PERIOD: APRIL 01, 2025 THROUGH APRIL 30, 2025

PORTFOLIO SUMMARY

	TAX COST	MARKET VALUE	PERCENT
 CASH AND EQUIVALENTS	108,745.48	108,745.48	3.3%
 EQUITIES	1,198,592.84	1,304,863.30	39.6%
 FIXED INCOME	1,928,728.18	1,882,994.75	57.1%
TOTAL ASSETS	3,236,066.50	3,296,603.53	100.0%
ACCRUED INCOME OTHER	6,355.63	6,355.63	
TOTAL ACCRUED INCOME	6,355.63	6,355.63	
TOTAL ASSETS & ACCRUALS	3,242,422.13	3,302,959.16	
BEGINNING MARKET VALUE	3,326,246.10		
ENDING MARKET VALUE	3,302,959.16		



ACTIVITY SUMMARY

	THIS PERIOD	YEAR TO DATE	REALIZED CAPITAL GAINS / LOSSES	
			THIS PERIOD	YEAR TO DATE
BEGINNING MARKET VALUE	3,321,926.57	3,297,807.26		
DIVIDENDS AND INTEREST	1,021.55	21,768.95		
DISBURSEMENTS	32,954.02-	32,954.02-	LONG TERM	18,048.50
FEEs	1,392.19-	5,566.81-	TOTAL GAINS / LOSSES	18,048.50
NET CASH SALES/PURCHASES	33,241.47	16,751.88		
CHANGE IN MARKET VALUE	25,239.85-	1,203.73-		
ENDING MARKET VALUE	3,296,603.53	3,296,603.53		
			INVESTMENT PERFORMANCE	
			THIS PERIOD	YEAR TO DATE
			RATE OF RETURN	0.27%
				1.13%

ACCOUNT NUMBER: 40310000219

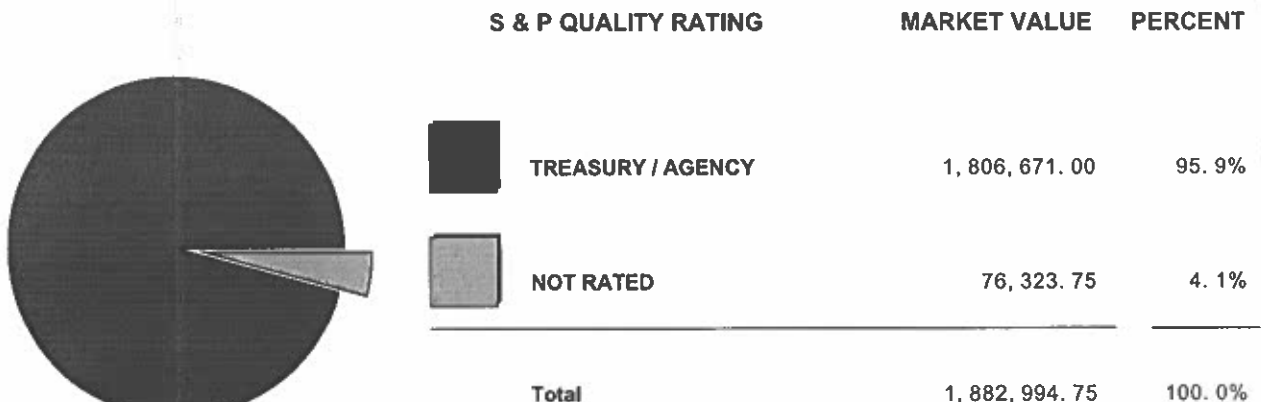
STATEMENT PERIOD: APRIL 01, 2025 THROUGH APRIL 30, 2025

PORTFOLIO DETAIL

DESCRIPTION	MARKET VALUE/ PRICE	TAX COST/ UNREALIZED GAIN/LOSS	EST ANNUAL INCOME/ ACCRUED INC	CURRENT YIELD
CASH AND EQUIVALENTS				
FNWM MONEY MARKET	108,745.48 1.00	108,745.48 0.00	4,534.69 377.89	4.17
TOTAL CASH AND EQUIVALENTS	108,745.48	108,745.48 0.00	4,534.69 377.89	4.17

DESCRIPTION	TICKER	SHARES	MARKET VALUE/ PRICE	TAX COST/ UNREALIZED GAIN/LOSS	EST ANNUAL INCOME/ ACCRUED INC	CURRENT YIELD
EQUITIES						
DFA INTERNATIONAL SMALL COMPANY I	DFISX	3,107.692	66,784.30 21.49	55,999.08 10,785.22	2,066.62	3.09
DIMENSIONAL EMERGING CORE EQUITY MARKET ETF	DFAE	4,791.000	124,518.09 25.99	124,306.61 211.48	2,984.79	2.40
DODGE & COX INTERNATIONAL STOCK I	DODFX	5,083.132	283,943.75 55.86	234,483.00 49,460.75	5,713.44	2.01
DODGE & COX STOCK I	DODGX	1,217.905	308,227.40 253.08	283,650.82 24,576.58	4,724.25	1.53
FIDELITY GROWTH COMPANY FUND	FDGRX	6,692.387	237,847.43 35.54	201,611.86 36,235.57	622.39	0.26
FIDELITY LOW-PRICED STOCK #316	FLPSX	2,225.993	88,349.66 39.69	99,361.33 11,011.67-	1,909.90	2.16
MFS MID CAP GROWTH FUND CLASS I	OTCIX	3,106.513	92,605.15 29.81	98,615.74 6,010.59-		
NEUBERGER BERMAN GENESIS INSTL	NBGIX	863.572	50,449.88 58.42	51,877.29 1,427.41-	82.90	0.16
VANGUARD SMALL CAP VALUE ADMIRAL	VSIAX	673.700	52,137.64 77.39	48,687.11 3,450.53	1,221.42	2.34
TOTAL EQUITIES			1,304,863.30	1,198,592.84 106,270.46	19,325.71 0.00	1.48

BOND QUALITY SUMMARY



PORTFOLIO DETAIL (CONTINUED)

DESCRIPTION	RATING	PAR VALUE	MARKET VALUE/ PRICE	TAX COST/ UNREALIZED GAIN/LOSS	EST ANNUAL INCOME/ ACCRUED INC	CURRENT YIELD
FIXED INCOME						
FHLB CONS BD DTD 08/01/2016 1.875% 09/11/2026	AA+	200,000.000	194,994.00 97.50	202,383.13 7,389.13-	3,750.00 520.83	1.92
FHLB CONS BD DTD 07/01/2021 .875% 06/12/2026	AA+	150,000.000	145,219.50 96.81	150,498.98 5,279.48-	1,312.50 506.77	0.90
MAINE HEALTH & HIGHER EDL FACS AUTH REV BDS DTD 06/28/2016 5% 07/01/2026		75,000.000	76,323.75 101.77	76,501.69 177.94-	3,750.00 1,250.00	4.91
US TREASURY NOTES DTD 08/23/2018 2.75% 08/31/2025		100,000.000	99,473.00 99.47	99,432.31 40.69	2,750.00 463.32	2.76
US TREASURY NOTES DTD 08/15/2015 2% 08/15/2025		200,000.000	198,632.00 99.32	197,046.88 1,585.12	4,000.00 828.73	2.01
US TREASURY NTS DTD 07/23/2020 .25% 07/31/2025		200,000.000	197,968.00 98.98	197,687.50 280.50	500.00 124.31	0.25
US TREASURY NTS DTD 10/22/2020 .25% 10/31/2025		100,000.000	98,074.00 98.07	96,973.16 1,100.84	250.00 0.68	0.25
US TREASURY NTS DTD 02/03/2021 1.125% 02/15/2031		200,000.000	172,250.00 86.13	189,904.40 17,654.40-	2,250.00 466.16	1.31
US TREASURY NTS DTD 06/17/2021 .875% 06/30/2026		200,000.000	193,266.00 96.63	200,716.55 7,450.55-	1,750.00 584.94	0.91
US TREASURY NTS DTD 08/19/2021 .75% 08/31/2026		225,000.000	216,193.50 96.09	224,567.95 8,374.45-	1,687.50 284.31	0.78
US TREASURY NTS DTD 02/17/2022 1.875% 02/28/2027		300,000.000	290,601.00 96.87	293,015.63 2,414.63-	5,625.00 947.69	1.94
TOTAL FIXED INCOME			1,882,994.75	1,928,728.18 45,733.43-	27,625.00 5,977.74	1.47
TOTAL ASSETS			3,296,603.53	3,236,066.50 60,537.03	51,485.40 6,355.63	1.56
TOTAL ACCRUED INC			6,355.63	6,355.63		
GRAND TOTAL ASSETS			3,302,959.16	3,242,422.13 60,537.03	51,485.40 6,355.63	1.56

TRANSACTION DETAIL

DATE	QUANTITY	DESCRIPTION	TRANSACTION TYPE	CASH	COST BASIS
04/01/25		BEGINNING BALANCE		83.19	3,251,259.47
DIVIDENDS					
04/01/25		MM0000099 DIVIDEND ON FNWM MONEY MARKET PAYABLE 03/31/2025 EFFECTIVE 03/31/2025	DIVIDEND	896.55	
TOTAL DIVIDENDS				896.55	0.00
INTEREST					
04/30/25		91282CAT8 INTEREST ON 100,000 UNITS US TREASURY NTS DTD 10/22/2020 .25% 10/31/2025 PAYABLE 04/30/2025	INTEREST RCVD	125.00	
TOTAL INTEREST				125.00	0.00
PURCHASES					
04/02/25	4,445.000	25434V302 PURCHASED 4,445 SHS DIMENSIONAL EMERGING CORE EQUITY MARKET ETF ON 04/01/2025 AT 25.87 THRU FIDELITY IN403 COMMISSIONS PAID 133.35	BUY	115,125.50-	115,125.50
TOTAL PURCHASES				115,125.50-	115,125.50
DISTRIBUTIONS					
04/10/25		DISTRIBUTION TO TOWN OF HAMPDEN DISTRIBUTION PER REQUEST OF INDIVIDUAL TRUSTEES DTD 4/7/25	DISBURSEMENT	32,954.02-	
TOTAL DISTRIBUTIONS				32,954.02-	0.00
FEES					
04/07/25		FEE TO FIRST NATIONAL WEALTH MANAGEMENT FOR THE PERIOD ENDING 03/31/2025 BASED ON AVERAGE MARKET VALUE___1,740.24 DISCOUNT_____1,044.16	DISBURSEMENT	696.10-	
04/07/25		FEE TO FIRST NATIONAL WEALTH MANAGEMENT FOR THE PERIOD ENDING 03/31/2025 BASED ON AVERAGE MARKET VALUE___1,740.24 DISCOUNT_____1,044.15	DISBURSEMENT	696.09-	
TOTAL FEES				1,392.19-	0.00
SALES AND MATURITIES					
04/02/25	7,409.994-	06828M876 SOLD 7,409.994 SHS BARON EMERGING MARKETS INSTITUTIONAL ON 04/01/2025 AT 15.55 THRU MUTUAL FUND	SELL	115,225.41	97,176.91-
04/30/25	33,141.560-	MM0000099 NET WITHDRAWAL FNWM MONEY MARKET	NET CASH MGMT	33,141.56	33,141.56-
TOTAL SALES AND MATURITIES				148,366.97	130,318.47-
04/30/25		ENDING BALANCE		0.00	3,236,066.50

Category of Stormwater Management Cost															
Date	Invoice #	Paid	Vendor	Purpose	Expense	Maintenance	Compliance Documentation	Supplies	Contracted Services	Training/Travel	Principal	Income	Receipt	Date to Env. Trust	Account #
7/1/24	1022054	7/10/24	Sargent	Stone for Culverts	\$ 1,095.65			\$1,095.65				\$ 1,095.65	Y	9/5/24	10-10-22-01
7/3/24	110091	8/14/24	Hampden Hardware	Supplies	\$ 12.99			\$12.99				\$ 12.99	Y	9/5/24	10-10-22-20
7/5/24	2559-8	8/14/24	Sherwin-Williams Bangor	Marking Catch basin	\$ 320.00			\$320.00				\$ 320.00	Y	9/5/24	10-10-22-10
7/8/24		7/10/24	Dudley Patterson	100 Bales Hay	\$ 500.00			\$500.00				\$ 500.00	Y	9/5/24	10-10-22-01
7/10/24	82369	8/14/24	Hampden Hardware	Stormwater Supplies	\$ 26.36			\$26.36				\$ 26.36	Y	9/5/24	10-10-22-10
8/2/24	55561	8/14/24	JIMAR Construction Products	Ditch Fabric	\$ 513.50			\$513.50				\$ 513.50	Y	9/5/24	10-10-22-10
8/6/24	650052	8/28/24	Hughes Bros., Inc	Marina Culvert Repair	\$ 522.00			\$522.00				\$ 522.00	Y	9/5/24	10-10-22-01
8/8/24	10117	8/14/24	Whitmore Contracting, Inc.	Summer St. Culvert	\$ 6,800.00				\$6,800.00			\$ 6,800.00	Y	9/5/24	10-10-22-01
9/22/24	3244	10/3/24	Drumlin Environmental, LLC	Landfill Monitoring	\$ 3,300.00		\$3,300.00					\$ 3,300.00	Y	12/12/24	10-10-22-05
9/26/24	6395142	10/26/24	Everett J. Prescott Inc.	Stormwater Repair Supplies	\$ 256.84			\$256.84				\$ 256.84	Y	12/12/24	10-10-22-01
10/30/24	2024-1639	11/14/24	SEE	Federal Culvert Grant	\$ 860.00		\$860.00		\$860.00			\$ 860.00	Y	12/12/24	10-10-22-20
10/30/24	2024-1651	11/14/24	SEE	Sewer Mapping	\$ 3,250.00				\$3,250.00			\$ 3,250.00	Y	12/12/24	60-10-60-22
11/4/24	2024-1640	11/14/24	SEE	MS4 Compliance	\$ 10,968.40		\$10,968.40					\$ 10,968.40	Y	12/12/24	10-10-22-05
11/14/24	27	11/27/24	Dept. of Environmental Protection	2025 Annual Dues	\$ 362.00		\$362.00					\$ 362.00	Y	12/12/24	10-10-22-05
12/9/24	33375		Plymouth Engineering, Inc.	Municipal Bldg. USF	\$ 498.00				\$498.00			\$ 498.00	Y	3/13/25	10-10-22-05
1/16/25	2024-1641		SEE	Watershed Plan	\$ 28,167.27		\$28,167.27					\$ 28,167.27	Y	3/13/25	10-10-22-05
1/16/25	2024-1678		SEE	MS4 Compliance	\$ 4,288.75		\$4,288.75					\$ 4,288.75	Y	3/13/25	10-10-22-05
4/11/25	144233		Fastenal	To make S.W. Drains	\$ 55.72			\$55.72				\$ 55.72	Y	6/12/25	10-10-22-10
1/9/25	2025-3		BASWG	BASWG Dues	\$ 4,000.00		\$4,000.00					\$ 4,000.00	Y	6/12/25	10-10-22-05
3/31/25	2025-1742		SEE	MS4 Compliance	\$ 2,945.00		\$2,945.00					\$ 2,945.00	Y	6/12/25	10-10-22-05
3/31/25	2025-1752		SEE	Sucker Brook Management Plan	\$ 7,637.50		\$7,637.50					\$ 7,637.50	Y	6/12/25	10-10-22-05
4/22/25	33772		Plymouth Engineering, Inc.	Municipal Bldg. USF	\$ 825.00		\$7,637.50		\$825.00			\$ 825.00	Y	6/12/25	10-10-22-05
5/15/25	33874		Plymouth Engineering, Inc.	Municipal Bldg. USF	\$ 1,425.00				\$1,425.00			\$ 1,425.00	Y	6/12/25	10-10-22-05
											1-351-00	R 01-48			
												\$ 78,629.98			

YTD reimbursed to General Fund:	\$ 61,741.76
Total Proposed for Reimbursement to General Fund 06/12/2025	\$ 16,888.22
Total Proposed in Current Fiscal Year for Reimbursement to General Fund:	\$ 78,629.98

Invoices as of 06/5/2025 - \$16,888.22
 Acct. 0219 Ending Market Value 04/30/2025 - \$3,296,603.53
 $\$16,888.22 \div \$3,296,603.53 = 1\%$

	YTD	Deposit to:
Total from Principal		1-351-00
Total from Income	\$ 78,629.98	R 01-48
		HCB
		Env Tr Rev
Budgeted revenue	\$ 142,500.00	FY25 Town Budget
Remaining budgeted revenue (FY25)	\$ 63,870.02	

Plymouth Engineering, Inc.

8 Main St., Suite C
Newport, ME 04953

Invoice

Date	Invoice #
5/15/2025	33874

Bill To
Town of Hampden Attn: Paula Scott, Town Manager 106 Western Avenue Hampden, ME 04444

Ship to:

COPY

PO Number	Terms	Project
	Net 30	18234 Hampden Rec Parking

Quantity	Description	Rate	Amount
15	Aimee S. Young, Project Engineer	90.00	1,350.00
0.5	Scott E. Braley, PE, Principal-in-Charge	150.00	75.00
For redesign of one u.s.f and option analysis/cost estimating for a second treatment area to save construction monies and communications.			
10-10-22-05 C VJS 5/24/25 MON BUILDING USF			

For services through May 4, 2025.

Total \$1,425.00

SEB

Telephone: (207) 257-2071

www.plymouthengineering.com

Plymouth Engineering, Inc.

8 Main St., Suite C
Newport, ME 04953

Invoice

Received By:

MAY 14 2025

Date	Invoice #
4/22/2025	33772

Bill To
Town of Hampden Attn: Paula Scott, Town Manager 106 Western Avenue Hampden, ME 04444

Ship to:

COPY

PO Number	Terms	Project
	Net 30	18234 Hampden Rec Parking

Quantity	Description	Rate	Amount
5.5	Scott E. Braley, PE, Principal-in-Charge Review and redesign of under drain soil filter for Town Office and budgeting of stormwater construction projects. <div style="text-align: center;"> C 10-10-22-05 YJS 5/7/25 MUNI BUILDING USF </div>	150.00	825.00

For services through April 6, 2025.

Total **\$825.00**

SEB

Telephone: (207) 257-2071

www.plymouthengineering.com

INVOICE

STILLWATER ENVIRONMENTAL
ENGINEERING, INC.
PO Box 426
Orono, ME 04473

pruck@stillwaterenv.com
+1 (207) 949-0074
http://www.stillwaterenv.com



Bill to

Victor Smith P.E.
Town of Hampden
106 Western Avenue
Hampden, ME 04444

Invoice details

Invoice no.: 2025-1752
Terms: Due on receipt
Invoice date: 03/31/2025

P.O. Number: 2025 Sucker Brook WBMP

#	Date	Product or service	Description	Qty	Rate	Amount
1.	03/31/2025	Senior Project Manager/Senior Environmental Engineer	Task: * Review WBMP progress with staff	1.5	\$140.00	\$210.00
2.	03/31/2025	Senior Project Manager	Tasks: * Oversight of WBMP impervious cover assessment * Assist with WBMP plan writing * WBMP SCM preparation * WBMP stream crossing survey * Meetings	12.5	\$120.00	\$1,500.00
3.	03/31/2025	Project Manager	Tasks: * Meeting with MDEP and preparation * WBMP project management * Impervious Cover assessment planning * Stakeholder participation	10	\$100.00	\$1,000.00
4.	03/31/2025	Project Scientist	Tasks: * WBMP literature review * Project meetings	3.5	\$90.00	\$315.00
5.	03/31/2025	Assistant Project Scientist	Tasks: * Meetings * WBMP plan writing * Assist with WBMP project management * Assist with Impervious Cover assessment * Assist with SCM/Retrofit tracking	48.5	\$75.00	\$3,637.50

6.	03/31/2025	Environmental Engineering Technician	Tasks: * Assist with Sucker Brook GIS assessment	15	\$65.00	\$975.00
----	------------	---	---	----	---------	----------

Total **\$7,637.50**

Note to customer

For professional services provided by SEE for the period of January 1 through March 31, 2025.

10-10-22-05
VLS A/22/25
SUCKER BROOK MANAGEMENT PLAN

INVOICE

STILLWATER ENVIRONMENTAL
ENGINEERING, INC.
PO Box 426
Orono, ME 04473

pruck@stillwaterenv.com
+1 (207) 949-0074
http://www.stillwaterenv.com



Bill to

Victor Smith P.E.
Town of Hampden
106 Western Avenue
Hampden, ME 04444

10-10-22-05
VJS 4/22/25
MS4 COMPLIANCE

Invoice details

Invoice no.: 2025-1742
Terms: Due on receipt
Invoice date: 03/31/2025

P.O. Number: MS4 - Q1

#	Date	Product or service	Description	Qty	Rate	Amount
1.	03/31/2025	Senior Project Manager/Senior Environmental Engineer	Task: * Review PY3 actions items with CB * Prepare for PY3 Council presentation	1.5	\$140.00	\$210.00
2.	03/31/2025	Project Manager	Tasks: * Client correspondence * Quarterly stormwater team meeting * PY3 MS4 outfall inspection oversight * BASWG meetings * MS4 E&O	20	\$100.00	\$2,000.00
3.	03/31/2025	Assistant Environmental Engineer	Tasks: * Assist with MS4 E&O * PY3 PC inspection preparation * Assist with PY3 MS4 CB/OF inspection preparation	5.5	\$75.00	\$412.50
4.	03/31/2025	Environmental Engineering Technician	Tasks: * Assist with MS4 compliance * Prepare for PY3 stormwater infrastructure inspections	1.5	\$65.00	\$97.50
5.	03/31/2025	Technology Fee 1	Monthly Fulcrum App Charge (January, February, March)	3	\$75.00	\$225.00

Total

\$2,945.00

Note to customer

INVOICE

UMaine
5765 Rangeley Road, Services
Building, ME

Brian.Bemosky@maine.edu
+1 (207) 581-3066



ORONO 04469

Bill to
Town of Hampden
106 Western Ave
Hampden ME 04444

Invoice details

Invoice no.: 2025 - 3
Terms: Net 30
Invoice date: 01/09/2025
Due date: 02/08/2025

#	Date	Product or service	Description	Qty	Rate	Amount
1.		Annual Assessment	Dues For 2025	1	\$4,000.00	\$4,000.00
					Total	\$4,000.00

10-10-22-05
VJS 4/15/25
BASWG DUES



Remit to
Fastenal Company
P.O. Box 1286
Winona, MN 55987-1286

COPY

INVOICE
Page 1 of 1

Cust. No. MEBAN1568
Cust. P.O. Truck #33
Job No.
Contract No. 18P 241025-043/MA 758

For billing questions
19 White Pine Rd
HERMON, ME 04401

Invoice Date
04/11/2025

Invoice No.
MEBAN144233
Invoice Total
55.72 USD

Phone 207/848-7774
Fax 207/848-7390

Final Due Date
(NET30) 05/11/2025

Sold To

Received By:

TOWN OF HAMPDEN
106 WESTERN AVE
HAMPDEN, ME 04444

APR 14 2025

Ship To
Picked up at branch
19 White Pine Rd
HERMON, ME 04401

This Order and Document is subject to the "Terms of Purchase" posted on www.fastenal.com.

Line No	Quantity Ordered	Quantity Shipped	Quantity Backordered	Description	Control No.	Part No.	Price / Hundred	Amount
1	200	200	0	HCS5/16-18X1 Z 5	200286603	110120325	18.7400	33.48 Y
2	200	200	0	5/16-18 NE NylockYZ8	160267938	1137184	11.1200	22.24 Y

Acct. No. 10-10-22-10

Date 4.14.25

Initials _____

Description To make S.W. Drains

Received By

Comments

Contact: Jason

Tax Exemption

E45923

E

Subtotal	55.72
Shipping & Handling	0.00
ME State Tax	0.00
County Tax	0.00
City Tax	0.00
Total	55.72

Reasonable collection and attorneys fees will be assessed to all accounts placed for collection.

No materials accepted for return without our permission. All discrepancies must be reported within 10 days.

If you re-package or re-sell this product, you are required to maintain integrity of Country of Origin to the consumer of this product.

Please pay from this invoice.

Invoice: MEBAN144233 Cust: MEBAN1568