

**HAMPDEN ENVIRONMENTAL TRUST
COMMITTEE MEETING**

Thursday, March 13, 2025

1:30 P.M.

HAMPDEN TOWN OFFICE

A G E N D A

1. Call to Order
2. Approval of Meeting Minutes – December 12, 2024
3. Review of financial statements from Institutional Trustee (First National Bank).
4. Review of proposed FY25 costs for reimbursement or payment from Environmental Trust, Income.
 - a. General Fund payments for Stormwater Management total \$32,954.02.
5. Other Business
6. Set a date for the next meeting.
7. Adjourn

**HAMPDEN ENVIRONMENTAL TRUST
COMMITTEE MEETING**

Thursday, December 12, 2024

1:30 P.M.

HAMPDEN TOWN OFFICE

MINUTES

1. Call to Order

Chair White opened the meeting at

2. Approval of Meeting Minutes – September 19, 2024

Trustee Lippincott moved to approve meeting minutes from September 19, 2024, Councilor Swalec seconded the motion. Unanimous vote 3/0/0.

3. Review of financial statements from Institutional Trustee (First National Bank).

4. Review of proposed FY25 costs for reimbursement or payment from Environmental Trust, Income.

- a. General Fund payments for Stormwater Management total \$18,997.24.

Trustee Lippincott made a motion to approve the Town's General Fund from the FY25 Environmental Trust, Income account in the amount of \$18,997.24 Councilor Swalec seconded the motion. Unanimous vote 3/0/0.

5. Set a date for the next meeting.

Before the date was determined for the next meeting, the trustee's continued discussion about PFAS was addressed at the September 19, 2024, meeting. The trustees recommend that the Town Council and members of the Environmental Trust Committee meet with Matt Reynold to discuss the next step in testing wells inside and outside the landfill boundaries for PFAS.

The Environmental Trust Committee unanimously agreed that the next meeting will be held on March 13, 2025, at 1:30 pm.

6. Adjourn

Councilor Swalec moved, and Trustee Lippincott seconded to adjourn the meeting at 2:15 p.m. Unanimous vote of 3/0/0.

Respectfully Submitted,
Wanda Libbey, Admin. Assistant

DRAFT



ACCOUNT NUMBER: 40310000219
STATEMENT PERIOD: OCTOBER 01, 2024 THROUGH DECEMBER 31, 2024

FIRST NATIONAL WEALTH MANAGEMENT
P O BOX 940
DAMARISCOTTA, ME 04543

HAMPDEN ENVIRONMENTAL TRUST
TOWN OF HAMPDEN
106 WESTERN AVE
HAMPDEN, ME 04444

| | |
|-------------------------|---|
| ACCOUNT NAME: | HAMPDEN ENVIRONMENTAL TRUST |
| ADMINISTRATIVE OFFICER: | LORRAINE OUELLETTE 207-669-6368 LORRAINE.OUELLETTE@THEFIRST.COM |
| INVESTMENT OFFICER: | MATT WEAVER 866-563-1900 MATTHEW.WEAVER@THEFIRST.COM |

Proprietary Money Market Disclosure

Please be advised that First National Wealth Management may use a First National Bank money market deposit account as a sweep investment vehicle. First National Wealth Management does not receive any compensation from First National Bank for the placement of funds in this account, nor does First National Bank receive any fees from First National Wealth Management for the use of the account. The rate on the account is set by First National Bank. First National Wealth Management reviews its use of the First National Bank money market deposit account on a regular basis to ensure that it is the most appropriate investment for First National Wealth Management client funds.




Maine Uniform Trust Code - Limitation of Action against a Trustee

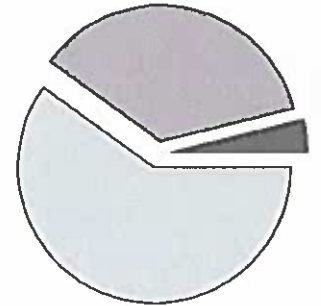
Pursuant to Maine law (M.R.S. Title 18-B, Sec. 1005), you have one year from your receipt of this accounting or report to make an objection to any item set forth in the accounting or report. Any objection you make must be in writing; it must be delivered to the Trustee within the period stated above; and it must state your objection. Your failure to deliver a written objection to the Trustee within the period stated above will permanently prevent you from later asserting this objection against the Trustee. If you have any questions or would like to discuss your account, please contact your account administrator.

Message for IRA Owners

This statement reflects the year-end fair market value of your IRA. This information will be provided to the IRS on Form 5498. The IRS will also be provided with the amount of your RMD (required minimum distribution) for 2025 if you are 73 years of age or older. You will receive a separate statement from us by January 31st indicating the amount of your RMD.

PORTFOLIO SUMMARY

| | TAX COST | MARKET VALUE | PERCENT |
|--|---------------------|---------------------|---------------|
|  CASH AND EQUIVALENTS | 131,309.63 | 131,309.63 | 4.0% |
|  EQUITIES | 1,049,732.07 | 1,188,404.88 | 36.0% |
|  FIXED INCOME | 2,055,247.20 | 1,978,092.75 | 60.0% |
| TOTAL ASSETS | 3,236,288.90 | 3,297,807.26 | 100.0% |
| ACCRUED INCOME OTHER | 11,077.50 | 11,077.50 | |
| TOTAL ACCRUED INCOME | 11,077.50 | 11,077.50 | |
| TOTAL ASSETS & ACCRUALS | 3,247,366.40 | 3,308,884.76 | |
| BEGINNING MARKET VALUE | 3,371,674.80 | | |
| ENDING MARKET VALUE | 3,308,884.76 | | |



ACTIVITY SUMMARY

| | THIS PERIOD | YEAR TO DATE | REALIZED CAPITAL GAINS / LOSSES | |
|-------------------------------|---------------------|---------------------|---------------------------------|---------------------|
| | | | THIS PERIOD | YEAR TO DATE |
| BEGINNING MARKET VALUE | 3,366,814.33 | 3,236,266.48 | | |
| DIVIDENDS AND INTEREST | 55,229.79 | 112,297.22 | | |
| DISBURSEMENTS | 34,270.86- | 146,361.80- | LONG TERM | 42,542.19 |
| FEEs | 4,176.51- | 16,345.64- | SHORT TERM | 0.00 |
| NET CASH SALES/PURCHASES | 17,351.49- | 50,410.22 | TOTAL GAINS / LOSSES | 42,542.19 |
| CHANGE IN MARKET VALUE | 68,438.00- | 61,551.78 | | 69,167.35 |
| ENDING MARKET VALUE | 3,297,807.26 | 3,297,807.26 | INVESTMENT PERFORMANCE | |
| | | | THIS PERIOD | YEAR TO DATE |
| | | | RATE OF RETURN | 0.91-% |
| | | | | 6.93% |

ACCOUNT NUMBER: 40310000219

STATEMENT PERIOD: OCTOBER 01, 2024 THROUGH DECEMBER 31, 2024

PORTFOLIO DETAIL

| DESCRIPTION | MARKET VALUE/ PRICE | TAX COST/ UNREALIZED GAIN/LOSS | EST ANNUAL INCOME/ ACCRUED INC | CURRENT YIELD |
|-----------------------------------|---------------------|--------------------------------|--------------------------------|---------------|
| CASH AND EQUIVALENTS | | | | |
| FNWM MONEY MARKET | 131,309.63 1.00 | 131,309.63 0.00 | 5,908.94 492.42 | 4.50 |
| TOTAL CASH AND EQUIVALENTS | 131,309.63 | 131,309.63 0.00 | 5,908.94 492.42 | 4.50 |

| DESCRIPTION | TICKER | SHARES | MARKET VALUE/ PRICE | TAX COST/ UNREALIZED GAIN/LOSS | EST ANNUAL INCOME/ ACCRUED INC | CURRENT YIELD |
|--------------------------------------|--------|-----------|----------------------|-----------------------------------|--------------------------------|---------------|
| EQUITIES | | | | | | |
| BARON EMERGING MARKETS INSTITUTIONAL | BEXIX | 7,409.994 | 111,224.01 15.01 | 97,176.91 14,047.10 | 904.02 | 0.81 |
| DFA INTERNATIONAL SMALL COMPANY I | DFISX | 2,796.389 | 54,249.95 19.40 | 49,499.08 4,750.87 | 1,840.02 | 3.39 |
| DODGE & COX INTERNATIONAL STOCK I | DODFX | 4,594.060 | 229,243.59 49.90 | 207,183.00 22,060.59 | 5,163.72 | 2.25 |
| DODGE & COX STOCK I | DODGX | 1,082.153 | 278,308.11 257.18 | 247,709.57 30,598.54 | 4,140.32 | 1.49 |
| FIDELITY GROWTH COMPANY FUND | FDGRX | 6,121.429 | 246,938.45 40.34 | 180,811.86 66,126.59 | 569.29 | 0.23 |
| FIDELITY LOW-PRICED STOCK #316 | FLPSX | 2,003.336 | 81,835.94 40.75 | 90,261.33 8,625.39- | 1,718.86 | 2.11 |
| MFS MID CAP GROWTH FUND CLASS I | OTCIX | 2,799.806 | 86,709.99 30.97 | 89,515.74 2,805.75- | | |
| NEUBERGER BERMAN GENESIS INSTL | NBGIX | 757.398 | 49,526.26 65.39 | 45,377.29 4,148.97 | 72.71 | 0.15 |
| VANGUARD SMALL CAP VALUE ADMIRAL | VSIAX | 593.737 | 50,568.58 85.17 | 42,197.29 8,371.29 | 999.85 | 1.98 |
| TOTAL EQUITIES | | | 1,188,404.88 | 1,049,732.07 138,672.81 | 15,408.79 0.00 | 1.30 |

BOND QUALITY SUMMARY

| S & P QUALITY RATING | MARKET VALUE | PERCENT |
|----------------------|---------------------|---------------|
| TREASURY / AGENCY | 1,901,391.75 | 96.1% |
| NOT RATED | 76,701.00 | 3.9% |
| Total | 1,978,092.75 | 100.0% |

ACCOUNT NUMBER: 4031000219

STATEMENT PERIOD: OCTOBER 01, 2024 THROUGH DECEMBER 31, 2024

PORTFOLIO DETAIL (CONTINUED)

| DESCRIPTION | RATING | PAR VALUE | MARKET VALUE/ PRICE | TAX COST/ UNREALIZED GAIN/LOSS | EST ANNUAL INCOME/ ACCRUED INC | CURRENT YIELD |
|--|--------|-------------|------------------------|--|--------------------------------------|------------------|
| FIXED INCOME | | | | | | |
| FHLB CONS BD DTD 08/01/2016 1.875% 09/11/2026 | AA+ | 200,000.000 | 191,924.00 95.96 | 203,168.82 11,244.82- | 3,750.00 1,145.83 | 1.95 |
| FHLB CONS BD DTD 07/01/2021 .875% 06/12/2026 | AA+ | 150,000.000 | 142,917.00 95.28 | 150,498.98 7,581.98- | 1,312.50 69.27 | 0.92 |
| FFCB DTD 11/05/2015 2.5% 01/13/2025 | AA+ | 125,000.000 | 124,928.25 99.94 | 125,227.26 301.01- | 3,125.00 1,458.33 | 2.50 |
| MAINE HEALTH & HIGHER EDL FACS AUTH REV BDS DTD 06/28/2016 5% 07/01/2026 | | 75,000.000 | 76,701.00 102.27 | 77,007.76 306.76- | 3,750.00 1,875.00 | 4.89 |
| US TREASURY NOTES DTD 08/23/2018 2.75% 08/31/2025 | | 100,000.000 | 99,019.00 99.02 | 99,432.31 413.31- | 2,750.00 934.39 | 2.78 |
| US TREASURY NOTES DTD 08/15/2015 2% 08/15/2025 | | 200,000.000 | 197,224.00 98.61 | 197,046.88 177.12 | 4,000.00 1,510.87 | 2.03 |
| US TREASURY NTS DTD 07/23/2020 .25% 07/31/2025 | | 200,000.000 | 195,452.00 97.73 | 197,687.50 2,235.50- | 500.00 209.24 | 0.26 |
| US TREASURY NTS DTD 10/22/2020 .25% 10/31/2025 | | 100,000.000 | 96,777.00 96.78 | 96,973.16 196.16- | 250.00 42.82 | 0.26 |
| US TREASURY NTS DTD 02/03/2021 1.125% 02/15/2031 | | 200,000.000 | 165,032.00 82.52 | 189,904.40 24,872.40- | 2,250.00 849.86 | 1.36 |
| US TREASURY NTS DTD 06/17/2021 .875% 06/30/2026 | | 200,000.000 | 190,290.00 95.15 | 200,716.55 10,426.55- | 1,750.00 4.83 | 0.92 |
| US TREASURY NTS DTD 08/19/2021 .75% 08/31/2026 | | 225,000.000 | 212,467.50 94.43 | 224,567.95 12,100.45- | 1,687.50 573.38 | 0.79 |
| US TREASURY NTS DTD 02/17/2022 1.875% 02/28/2027 | | 300,000.000 | 285,363.00 95.12 | 293,015.63 7,652.63- | 5,625.00 1,911.26 | 1.97 |
| TOTAL FIXED INCOME | | | 1,978,092.75 | 2,066,247.20 77,154.45- | 30,750.00 10,588.08 | 1.55 |
| TOTAL ASSETS | | | 3,297,807.26 | 3,236,288.90 61,518.36 | 52,067.73 11,077.50 | 1.58 |
| TOTAL ACCRUED INC | | | 11,077.50 | 11,077.50 | | |
| GRAND TOTAL ASSETS | | | 3,308,884.76 | 3,247,366.40 61,518.36 | 52,067.73 11,077.50 | 1.58 |

TRANSACTION DETAIL

| DATE | QUANTITY | DESCRIPTION | TRANSACTION TYPE | CASH | COST BASIS |
|------------------|----------|---|------------------|----------|--------------|
| 10/01/24 | | BEGINNING BALANCE | | 569.07 | 3,219,345.82 |
| DIVIDENDS | | | | | |
| 10/01/24 | | MM0000099 DIVIDEND ON FNWM MONEY MARKET PAYABLE 09/30/2024 EFFECTIVE 09/30/2024 | DIVIDEND | 332.81 | |
| 11/01/24 | | MM0000099 DIVIDEND ON FNWM MONEY MARKET PAYABLE 10/31/2024 EFFECTIVE 10/31/2024 | DIVIDEND | 614.29 | |
| 12/02/24 | | MM0000099 DIVIDEND ON FNWM MONEY MARKET PAYABLE 11/30/2024 EFFECTIVE 11/30/2024 | DIVIDEND | 543.52 | |
| 12/09/24 | | 316345305 DIVIDEND ON 1,931.062 SHS FIDELITY LOW-PRICED STOCK #316 AT .231 PER SHARE PAYABLE 12/09/2024 EX DATE 12/06/2024 | DIVIDEND | 446.08 | |
| 12/09/24 | | 316345305 LONG TERM CAPITAL GAINS DIVIDEND ON 1,931.062 SHS FIDELITY LOW-PRICED STOCK #316 AT 1.60 PER SHARE PAYABLE 12/09/2024 EX DATE 12/06/2024 | DIVIDEND | 3,089.70 | |
| 12/11/24 | | 552987877 LONG TERM CAPITAL GAINS DIVIDEND ON 2,620.197 SHS MFS MID CAP GROWTH FUND CLASS I AT 2.21958 PER SHARE PAYABLE 12/11/2024 EX DATE 12/10/2024 | DIVIDEND | 5,815.74 | |
| 12/16/24 | | 233203629 DIVIDEND ON 2,796.389 SHS DFA INTERNATIONAL SMALL COMPANY I AT .24503 PER SHARE PAYABLE 12/13/2024 EX DATE 12/13/2024 EFFECTIVE 12/13/2024 | DIVIDEND | 685.20 | |
| 12/17/24 | | 641233200 LONG TERM CAPITAL GAINS DIVIDEND ON 742.414 SHS NEUBERGER BERMAN GENESIS INSTL AT 1.4011 PER SHARE PAYABLE 12/17/2024 EX DATE 12/16/2024 | DIVIDEND | 1,040.20 | |
| 12/18/24 | | 06828M876 DIVIDEND ON 7,409.994 SHS BARON EMERGING MARKETS INSTITUTIONAL AT .0755 PER SHARE PAYABLE 12/17/2024 EX DATE 12/17/2024 EFFECTIVE 12/17/2024 | DIVIDEND | 559.45 | |
| 12/19/24 | | 258206103 DIVIDEND ON 4,594.06 SHS DODGE & COX INTERNATIONAL STOCK I AT 1.124 PER SHARE PAYABLE 12/18/2024 EX DATE 12/18/2024 EFFECTIVE 12/18/2024 | DIVIDEND | 5,163.72 | |
| 12/19/24 | | 256219106 DIVIDEND ON 1,033.35 SHS DODGE & COX STOCK I AT .757 PER SHARE PAYABLE 12/18/2024 EX DATE 12/18/2024 EFFECTIVE 12/18/2024 | DIVIDEND | 782.25 | |

TRANSACTION DETAIL (CONTINUED)

| DATE | QUANTITY | DESCRIPTION | TRANSACTION TYPE | CASH | COST BASIS |
|------------------------|----------|--|------------------|------------------|-------------|
| 12/19/24 | | 256219106 LONG TERM CAPITAL GAINS DIVIDEND ON 1,033.35 SHS DODGE & COX STOCK I AT 12.036 PER SHARE PAYABLE 12/18/2024 EX DATE 12/18/2024 EFFECTIVE 12/18/2024 | DIVIDEND | 12,437.40 | |
| 12/24/24 | | 921937686 DIVIDEND ON 593.737 SHS VANGUARD SMALL CAP VALUE ADMIRAL AT .4887 PER SHARE PAYABLE 12/24/2024 EX DATE 12/23/2024 | DIVIDEND | 278.28 | |
| 12/27/24 | | 316200104 LONG TERM CAPITAL GAINS DIVIDEND ON 5,638.922 SHS FIDELITY GROWTH COMPANY FUND AT 3.575 PER SHARE PAYABLE 12/27/2024 EX DATE 12/26/2024 | DIVIDEND | 20,159.15 | |
| TOTAL DIVIDENDS | | | | 51,947.79 | 0.00 |
| INTEREST | | | | | |
| 10/01/24 | | 46593LQF9 INTEREST ON 75,000 UNITS JPMORGAN CHASE BANK NA CD CLL DTD 09/28/2022 4.3% 09/30/2024 PAYABLE 09/30/2024 EFFECTIVE 09/30/2024 | INTEREST RCVD | 1,625.75 | |
| 10/31/24 | | 91282CAT8 INTEREST ON 100,000 UNITS US TREASURY NTS DTD 10/22/2020 .25% 10/31/2025 PAYABLE 10/31/2024 | INTEREST RCVD | 125.00 | |
| 12/12/24 | | 3130AN4T4 INTEREST ON 150,000 UNITS FHLB CONS BD DTD 07/01/2021 .875% 06/12/2026 PAYABLE 12/12/2024 | INTEREST RCVD | 656.25 | |
| 12/31/24 | | 91282CCJ8 INTEREST ON 200,000 UNITS US TREASURY NTS DTD 06/17/2021 .875% 06/30/2026 PAYABLE 12/31/2024 | INTEREST RCVD | 875.00 | |
| TOTAL INTEREST | | | | 3,282.00 | 0.00 |
| PURCHASES | | | | | |
| 12/09/24 | 72.274 | 316345305 PURCHASED 72.274 SHS FIDELITY LOW-PRICED STOCK #316 ON 12/09/2024 AT 42.75 FOR REINVESTMENT | BUY | 3,089.70- | 3,089.70 |
| 12/11/24 | 179.809 | 552987877 PURCHASED 179.809 SHS MFS MID CAP GROWTH FUND CLASS I ON 12/11/2024 AT 32.38 FOR REINVESTMENT | BUY | 5,815.74- | 5,815.74 |
| 12/17/24 | 14.984 | 641233200 PURCHASED 14.984 SHS NEUBERGER BERMAN GENESIS INSTL ON 12/17/2024 AT 69.42 FOR REINVESTMENT | BUY | 1,040.20- | 1,040.20 |
| 12/19/24 | 48.803 | 256219106 PURCHASED 48.803 SHS DODGE & COX STOCK I ON 12/18/2024 AT 254.85 FOR REINVESTMENT | BUY | 12,437.40- | 12,437.40 |

TRANSACTION DETAIL (CONTINUED)

| DATE | QUANTITY | DESCRIPTION | TRANSACTION TYPE | CASH | COST BASIS |
|----------------------------|------------|--|------------------|-------------------|------------------|
| 12/27/24 | 482.507 | 316200104 PURCHASED 482.507 SHS FIDELITY GROWTH COMPANY FUND ON 12/27/2024 AT 41.78 FOR REINVESTMENT MM0000099 | BUY | 20,159.15- | 20,159.15 |
| 12/31/24 | 49,809.300 | NET DEPOSIT FNWM MONEY MARKET | NET CASH MGMT | 49,809.30- | 49,809.30 |
| TOTAL PURCHASES | | | | 92,351.49- | 92,351.49 |
| DISTRIBUTIONS | | | | | |
| 10/15/24 | | DISTRIBUTION TO TOWN OF HAMPDEN DISTRIBUTION PER REQUEST OF INDIVIDUAL TRUSTEES DTD 10/7/24 REQUEST 1 OF 2 | DISBURSEMENT | 5,483.12- | |
| 10/15/24 | | DISTRIBUTION TO TOWN OF HAMPDEN DISTRIBUTION PER REQUEST OF INDIVIDUAL TRUSTEES DTD 10/7/24 REQUEST 2 OF 2 | DISBURSEMENT | 9,790.50- | |
| 12/19/24 | | DISTRIBUTION TO TOWN OF HAMPDEN DISTRIBUTION PER REQUEST OF INDIVIDUAL TRUSTEES DTD 12/16/24 | DISBURSEMENT | 18,997.24- | |
| TOTAL DISTRIBUTIONS | | | | 34,270.86- | 0.00 |
| FEES | | | | | |
| 10/07/24 | | FEE TO FIRST NATIONAL WEALTH MANAGEMENT FOR THE PERIOD ENDING 09/30/2024 BASED ON AVERAGE MARKET VALUE__1,734.26 DISCOUNT_____1,040.57 | DISBURSEMENT | 693.71- | |
| 10/07/24 | | FEE TO FIRST NATIONAL WEALTH MANAGEMENT FOR THE PERIOD ENDING 09/30/2024 BASED ON AVERAGE MARKET VALUE__1,734.26 DISCOUNT_____1,040.56 | DISBURSEMENT | 693.70- | |
| 11/07/24 | | FEE TO FIRST NATIONAL WEALTH MANAGEMENT FOR THE PERIOD ENDING 10/31/2024 BASED ON AVERAGE MARKET VALUE__1,744.82 DISCOUNT_____1,046.89 | DISBURSEMENT | 697.93- | |
| 11/07/24 | | FEE TO FIRST NATIONAL WEALTH MANAGEMENT FOR THE PERIOD ENDING 10/31/2024 BASED ON AVERAGE MARKET VALUE__1,744.82 DISCOUNT_____1,046.89 | DISBURSEMENT | 697.93- | |
| 12/09/24 | | FEE TO FIRST NATIONAL WEALTH MANAGEMENT FOR THE PERIOD ENDING 11/30/2024 BASED ON AVERAGE MARKET VALUE__1,741.56 DISCOUNT_____1,044.94 | DISBURSEMENT | 696.62- | |
| 12/09/24 | | FEE TO FIRST NATIONAL WEALTH MANAGEMENT FOR THE PERIOD ENDING 11/30/2024 BASED ON AVERAGE MARKET VALUE__1,741.56 DISCOUNT_____1,044.94 | DISBURSEMENT | 696.62- | |
| TOTAL FEES | | | | 4,176.51- | 0.00 |

ACCOUNT NUMBER: 40310000219

STATEMENT PERIOD: OCTOBER 01, 2024 THROUGH DECEMBER 31, 2024

TRANSACTION DETAIL (CONTINUED)

| DATE | QUANTITY | DESCRIPTION | TRANSACTION TYPE | CASH | COST BASIS |
|-----------------------------------|-------------|---|------------------|-----------|--------------|
| OTHER DISBURSEMENTS | | | | | |
| 12/12/24 | | 3130AN4T4 AMORTIZATION ON 150,000 UNITS FHLB CONS BD DTD 07/01/2021 .875% 06/12/2026 TO ADJUST TAX LOT, AMORTIZATION = 166.94- | AMORTIZATION | | 166.94- |
| 12/31/24 | | 91262CCJ8 AMORTIZATION ON 200,000 UNITS US TREASURY NTS DTD 06/17/2021 .875% 06/30/2026 TO ADJUST TAX LOT, AMORTIZATION = 241.47- | AMORTIZATION | | 241.47- |
| TOTAL OTHER DISBURSEMENTS | | | | 0.00 | 408.41- |
| SALES AND MATURITIES | | | | | |
| 10/01/24 | 75,000.000- | 46593LQF9 MATURED 75,000 UNITS JPMORGAN CHASE BANK NA CD CLL DTD 09/28/2022 4.3% 09/30/2024 EFFECTIVE 09/30/2024 | MATURITY | 75,000.00 | 75,000.00- |
| TOTAL SALES AND MATURITIES | | | | 75,000.00 | 75,000.00- |
| 12/31/24 | | ENDING BALANCE | | 0.00 | 3,236,288.90 |



ACCOUNT NUMBER: **4031000219**

STATEMENT PERIOD: OCTOBER 01, 2024 THROUGH OCTOBER 31, 2024

FIRST NATIONAL WEALTH MANAGEMENT
P O BOX 940
DAMARISCOTTA, ME 04543

HAMPDEN ENVIRONMENTAL TRUST
TOWN OF HAMPDEN
106 WESTERN AVE
HAMPDEN, ME 04444

ACCOUNT NAME: **HAMPDEN ENVIRONMENTAL TRUST**




ADMINISTRATIVE OFFICER: **LORRAINE OUELLETTE
207-669-6368
LORRAINE.OUELLETTE
@THEFIRST.COM**

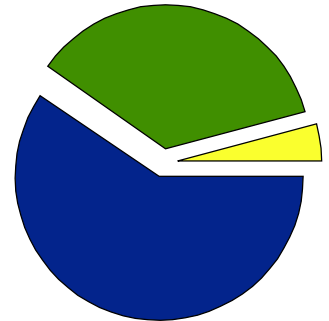
INVESTMENT OFFICER: **MATT WEAVER
866-563-1900
MATTHEW.WEAVER
@THEFIRST.COM**

Proprietary Money Market Disclosure

Please be advised that First National Wealth Management may use a First National Bank money market deposit account as a sweep investment vehicle. First National Wealth Management does not receive any compensation from First National Bank for the placement of funds in this account, nor does First National Bank receive any fees from First National Wealth Management for the use of the account. The rate on the account is set by First National Bank. First National Wealth Management reviews its use of the First National Bank money market deposit account on a regular basis to ensure that it is the most appropriate investment for First National Wealth Management client funds.

PORTFOLIO SUMMARY

| | TAX COST | MARKET VALUE | PERCENT |
|--|---------------------|---------------------|---------------|
|  CASH AND EQUIVALENTS | 142,491.93 | 142,491.93 | 4.3% |
|  EQUITIES | 1,007,189.88 | 1,198,661.77 | 36.2% |
|  FIXED INCOME | 2,055,655.61 | 1,972,871.25 | 59.5% |
| TOTAL ASSETS | 3,205,337.42 | 3,314,024.95 | 100.0% |
| ACCRUED INCOME OTHER | 7,555.87 | 7,555.87 | |
| TOTAL ACCRUED INCOME | 7,555.87 | 7,555.87 | |
| TOTAL ASSETS & ACCRUALS | 3,212,893.29 | 3,321,580.82 | |
| BEGINNING MARKET VALUE | 3,371,674.80 | | |
| ENDING MARKET VALUE | 3,321,580.82 | | |



ACTIVITY SUMMARY

| | THIS PERIOD | YEAR TO DATE | REALIZED CAPITAL GAINS / LOSSES | |
|--------------------------|--------------|--------------|---------------------------------|------------------|
| | | | THIS PERIOD | YEAR TO DATE |
| BEGINNING MARKET VALUE | 3,366,814.33 | 3,236,255.48 | | |
| DIVIDENDS AND INTEREST | 2,083.56 | 59,150.99 | | |
| DISBURSEMENTS | 15,273.62- | 127,364.56- | LONG TERM | 0.00 |
| FEEs | 1,387.41- | 13,556.54- | SHORT TERM | 0.00 |
| NET CASH SALES/PURCHASES | 14,008.40 | 81,770.11 | TOTAL GAINS / LOSSES | 0.00 |
| CHANGE IN MARKET VALUE | 52,220.31- | 77,769.47 | | 26,625.16 |
| ENDING MARKET VALUE | 3,314,024.95 | 3,314,024.95 | INVESTMENT PERFORMANCE | |
| | | | THIS PERIOD | YEAR TO DATE |
| | | | RATE OF RETURN | |
| | | | 1.07-% | 6.76% |

ACCOUNT NUMBER: **4031000219**


STATEMENT PERIOD: OCTOBER 01, 2024 THROUGH OCTOBER 31, 2024

PORTFOLIO DETAIL

| DESCRIPTION | MARKET VALUE/ PRICE | TAX COST/ UNREALIZED GAIN/LOSS | EST ANNUAL INCOME/ ACCRUED INC | CURRENT YIELD |
|-----------------------------------|---------------------|--------------------------------|--------------------------------|---------------|
| CASH AND EQUIVALENTS | | | | |
| FNWM MONEY MARKET | 142,491.93 1.00 | 142,491.93 0.00 | 6,910.86 575.91 | 4.85 |
| TOTAL CASH AND EQUIVALENTS | 142,491.93 | 142,491.93 0.00 | 6,910.86 575.91 | 4.85 |

| DESCRIPTION | TICKER | SHARES | MARKET VALUE/ PRICE | TAX COST/ UNREALIZED GAIN/LOSS | EST ANNUAL INCOME/ ACCRUED INC | CURRENT YIELD |
|--------------------------------------|--------|-----------|----------------------|-----------------------------------|--------------------------------|---------------|
| EQUITIES | | | | | | |
| BARON EMERGING MARKETS INSTITUTIONAL | BEXIX | 7,409.994 | 115,299.51 15.56 | 97,176.91 18,122.60 | 1,059.63 | 0.92 |
| DFA INTERNATIONAL SMALL COMPANY I | DFISX | 2,796.389 | 56,347.24 20.15 | 49,499.08 6,848.16 | 1,758.93 | 3.12 |
| DODGE & COX INTERNATIONAL STOCK I | DODFX | 4,594.060 | 245,598.45 53.46 | 207,183.00 38,415.45 | 5,168.32 | 2.10 |
| DODGE & COX STOCK I | DODGX | 1,033.350 | 282,693.56 273.57 | 235,272.17 47,421.39 | 4,090.00 | 1.45 |
| FIDELITY GROWTH COMPANY FUND | FDGRX | 5,638.922 | 231,421.36 41.04 | 160,652.71 70,768.65 | 524.42 | 0.23 |
| FIDELITY LOW-PRICED STOCK #316 | FLPSX | 1,931.062 | 82,939.11 42.95 | 87,171.63 4,232.52- | 1,819.06 | 2.19 |
| MFS MID CAP GROWTH FUND CLASS I | OTCIX | 2,620.197 | 83,793.90 31.98 | 83,700.00 93.90 | | |
| NEUBERGER BERMAN GENESIS INSTL | NBGIX | 742.414 | 49,875.37 67.18 | 44,337.09 5,538.28 | 71.27 | 0.14 |
| VANGUARD SMALL CAP VALUE ADMIRAL | VSIAX | 593.737 | 50,693.27 85.38 | 42,197.29 8,495.98 | 1,015.88 | 2.00 |
| TOTAL EQUITIES | | | 1,198,661.77 | 1,007,189.88 191,471.89 | 15,507.51 0.00 | 1.29 |

BOND QUALITY SUMMARY



PORTFOLIO DETAIL (CONTINUED)

| DESCRIPTION | RATING | PAR VALUE | MARKET VALUE/ PRICE | TAX COST/ UNREALIZED GAIN/LOSS | EST ANNUAL INCOME/ ACCRUED INC | CURRENT YIELD |
|--|--------|-------------|------------------------|--|--------------------------------------|------------------|
| FIXED INCOME | | | | | | |
| FHLB CONS BD DTD 08/01/2016 1.875% 09/11/2026 | AA+ | 200,000.000 | 191,670.00 95.84 | 203,168.82 11,498.82- | 3,750.00 520.83 | 1.96 |
| FHLB CONS BD DTD 07/01/2021 .875% 06/12/2026 | AA+ | 150,000.000 | 142,257.00 94.84 | 150,665.92 8,408.92- | 1,312.50 506.77 | 0.92 |
| FFCB DTD 11/05/2015 2.5% 01/13/2025 | AA+ | 125,000.000 | 124,467.50 99.57 | 125,227.26 759.76- | 3,125.00 937.50 | 2.51 |
| MAINE HEALTH & HIGHER EDL FACS AUTH REV BDS DTD 06/28/2016 5% 07/01/2026 | | 75,000.000 | 76,974.75 102.63 | 77,007.76 33.01- | 3,750.00 1,250.00 | 4.87 |
| US TREASURY NOTES DTD 08/23/2018 2.75% 08/31/2025 | | 100,000.000 | 98,658.00 98.66 | 99,432.31 774.31- | 2,750.00 470.99 | 2.79 |
| US TREASURY NOTES DTD 08/15/2015 2% 08/15/2025 | | 200,000.000 | 196,330.00 98.17 | 197,046.88 716.88- | 4,000.00 847.83 | 2.04 |
| US TREASURY NTS DTD 07/23/2020 .25% 07/31/2025 | | 200,000.000 | 193,986.00 96.99 | 197,687.50 3,701.50- | 500.00 126.36 | 0.26 |
| US TREASURY NTS DTD 10/22/2020 .25% 10/31/2025 | | 100,000.000 | 96,046.00 96.05 | 96,973.16 927.16- | 250.00 0.69 | 0.26 |
| US TREASURY NTS DTD 02/03/2021 1.125% 02/15/2031 | | 200,000.000 | 166,610.00 83.31 | 189,904.40 23,294.40- | 2,250.00 476.90 | 1.35 |
| US TREASURY NTS DTD 06/17/2021 .875% 06/30/2026 | | 200,000.000 | 189,390.00 94.70 | 200,958.02 11,568.02- | 1,750.00 589.67 | 0.92 |
| US TREASURY NTS DTD 08/19/2021 .75% 08/31/2026 | | 225,000.000 | 211,482.00 93.99 | 224,567.95 13,085.95- | 1,687.50 289.02 | 0.80 |
| US TREASURY NTS DTD 02/17/2022 1.875% 02/28/2027 | | 300,000.000 | 285,000.00 95.00 | 293,015.63 8,015.63- | 5,625.00 963.40 | 1.97 |
| TOTAL FIXED INCOME | | | 1,972,871.25 | 2,055,655.61 82,784.36- | 30,750.00 6,979.96 | 1.56 |
| TOTAL ASSETS | | | 3,314,024.95 | 3,205,337.42 108,687.53 | 53,168.37 7,555.87 | 1.60 |
| TOTAL ACCRUED INC | | | 7,555.87 | 7,555.87 | | |
| GRAND TOTAL ASSETS | | | 3,321,580.82 | 3,212,893.29 108,687.53 | 53,168.37 7,555.87 | 1.60 |

TRANSACTION DETAIL

| DATE | QUANTITY | DESCRIPTION | TRANSACTION TYPE | CASH | COST BASIS |
|----------------------------|------------|--|------------------|-------------------|---------------------|
| 10/01/24 | | BEGINNING BALANCE | | 569.07 | 3,219,345.82 |
| DIVIDENDS | | | | | |
| 10/01/24 | | MM0000099 DIVIDEND ON FNWM MONEY MARKET PAYABLE 09/30/2024 EFFECTIVE 09/30/2024 | DIVIDEND | 332.81 | |
| TOTAL DIVIDENDS | | | | 332.81 | 0.00 |
| INTEREST | | | | | |
| 10/01/24 | | 46593LQF9 INTEREST ON 75,000 UNITS JPMORGAN CHASE BANK NA CD CLL DTD 09/28/2022 4.3% 09/30/2024 PAYABLE 09/30/2024 EFFECTIVE 09/30/2024 | INTEREST RCVD | 1,625.75 | |
| 10/31/24 | | 91282CAT8 INTEREST ON 100,000 UNITS US TREASURY NTS DTD 10/22/2020 .25% 10/31/2025 PAYABLE 10/31/2024 | INTEREST RCVD | 125.00 | |
| TOTAL INTEREST | | | | 1,750.75 | 0.00 |
| PURCHASES | | | | | |
| 10/31/24 | 60,991.600 | MM0000099 NET DEPOSIT FNWM MONEY MARKET | NET CASH MGMT | 60,991.60- | 60,991.60 |
| TOTAL PURCHASES | | | | 60,991.60- | 60,991.60 |
| DISTRIBUTIONS | | | | | |
| 10/15/24 | | DISTRIBUTION TO TOWN OF HAMPDEN DISTRIBUTION PER REQUEST OF INDIVIDUAL TRUSTEES DTD 10/7/24 REQUEST 1 OF 2 | DISBURSEMENT | 5,483.12- | |
| 10/15/24 | | DISTRIBUTION TO TOWN OF HAMPDEN DISTRIBUTION PER REQUEST OF INDIVIDUAL TRUSTEES DTD 10/7/24 REQUEST 2 OF 2 | DISBURSEMENT | 9,790.50- | |
| TOTAL DISTRIBUTIONS | | | | 15,273.62- | 0.00 |
| FEES | | | | | |
| 10/07/24 | | FEE TO FIRST NATIONAL WEALTH MANAGEMENT FOR THE PERIOD ENDING 09/30/2024 BASED ON AVERAGE MARKET VALUE___1,734.26 DISCOUNT_____1,040.57 | DISBURSEMENT | 693.71- | |
| 10/07/24 | | FEE TO FIRST NATIONAL WEALTH MANAGEMENT FOR THE PERIOD ENDING 09/30/2024 BASED ON AVERAGE MARKET VALUE___1,734.26 DISCOUNT_____1,040.56 | DISBURSEMENT | 693.70- | |
| TOTAL FEES | | | | 1,387.41- | 0.00 |

ACCOUNT NUMBER: **4031000219**

STATEMENT PERIOD: OCTOBER 01, 2024 THROUGH OCTOBER 31, 2024

TRANSACTION DETAIL (CONTINUED)




| DATE | QUANTITY | DESCRIPTION | TRANSACTION TYPE | CASH | COST BASIS |
|-----------------------------------|-------------|--|------------------|------------------|---------------------|
| SALES AND MATURITIES | | | | | |
| 10/01/24 | 75,000.000- | 46593LQF9 MATURED 75,000 UNITS JPMORGAN CHASE BANK NA CD CLL DTD 09/28/2022 4.3% 09/30/2024 EFFECTIVE 09/30/2024 | MATURITY | 75,000.00 | 75,000.00- |
| TOTAL SALES AND MATURITIES | | | | 75,000.00 | 75,000.00- |
| 10/31/24 | | ENDING BALANCE | | 0.00 | 3,205,337.42 |


| | | | | | | |
|--------------------------------|-----------|--------------|-----------------------------|--------|-----------------------------------|---|
| 11/31/2024 | | | | | | |
| amount carried forward | | | \$3,314,024.95 | | | |
| Withdrawals | | | \$0.00 | | | |
| Income Div. & Cap Gains | | | \$614.29 | | | |
| Fees | | | -\$1,395.86 | | | |
| other receipts & disbursements | | | | | | |
| net cash sales/purchases | | | \$781.57 | | | |
| Change in Mkt Value | | | \$49,211.23 | | | |
| | | | | | | |
| Balance | | | G4-110-19 \$3,363,236.18 | | G4-610-18 total \$3,363,236.18 | MAX AVAILABLE SPEND FOR FY25 4% \$134,529.45 |
| | | difference | \$49,211.23 | | \$49,211.23 | fund balance +/- |
| | | July posting | | | | |
| | | + | | | | |
| | | debit | | credit | | |
| prin | G4-110-19 | \$49,211.23 | | | | |
| fund bal | G4-610-18 | | \$49,211.23 | | | |

ACCOUNT NUMBER: 40310000219

STATEMENT PERIOD: NOVEMBER 01, 2024 THROUGH NOVEMBER 30, 2024

PORTFOLIO SUMMARY

| | TAX COST | MARKET VALUE | PERCENT |
|--|---------------------|---------------------|---------------|
|  CASH AND EQUIVALENTS | 141,710.36 | 141,710.36 | 4.2% |
|  EQUITIES | 1,007,189.88 | 1,243,996.82 | 37.0% |
|  FIXED INCOME | 2,055,655.61 | 1,977,529.00 | 58.8% |
| TOTAL ASSETS | 3,204,555.85 | 3,363,236.18 | 100.0% |
| ACCRUED INCOME OTHER | 10,073.83 | 10,073.83 | |
| TOTAL ACCRUED INCOME | 10,073.83 | 10,073.83 | |
| TOTAL ASSETS & ACCRUALS | 3,214,629.68 | 3,373,310.01 | |
| BEGINNING MARKET VALUE | 3,321,580.82 | | |
| ENDING MARKET VALUE | 3,373,310.01 | | |



ACTIVITY SUMMARY

| | THIS PERIOD | YEAR TO DATE | REALIZED CAPITAL GAINS / LOSSES | |
|--------------------------|--------------|--------------|---------------------------------|--------------|
| | | | THIS PERIOD | YEAR TO DATE |
| BEGINNING MARKET VALUE | 3,314,024.95 | 3,236,266.48 | | |
| DIVIDENDS AND INTEREST | 614.29 | 59,765.28 | | |
| DISBURSEMENTS | 0.00 | 127,384.56 | | |
| FEES | 1,395.86 | 14,952.40 | LONG TERM | 0.00 |
| NET CASH SALES/PURCHASES | 781.57 | 82,551.68 | SHORT TERM | 0.00 |
| CHANGE IN MARKET VALUE | 49,211.23 | 126,980.70 | TOTAL GAINS / LOSSES | 0.00 |
| ENDING MARKET VALUE | 3,363,236.18 | 3,363,236.18 | | |

INVESTMENT PERFORMANCE

| | THIS PERIOD | YEAR TO DATE |
|----------------|-------------|--------------|
| RATE OF RETURN | 1.53% | 8.32% |

ACCOUNT NUMBER: 40310000219


STATEMENT PERIOD: NOVEMBER 01, 2024 THROUGH NOVEMBER 30, 2024

PORTFOLIO DETAIL

| DESCRIPTION | MARKET VALUE/ PRICE | TAX COST/ UNREALIZED GAIN/LOSS | EST ANNUAL INCOME/ ACCRUED INC | CURRENT YIELD |
|-----------------------------------|---------------------|--------------------------------|--------------------------------|---------------|
| CASH AND EQUIVALENTS | | | | |
| FNWM MONEY MARKET | 141,710.36 1.00 | 141,710.36 0.00 | 6,617.88 551.49 | 4.67 |
| TOTAL CASH AND EQUIVALENTS | 141,710.36 | 141,710.36 0.00 | 6,617.88 551.49 | 4.67 |

| DESCRIPTION | TICKER | SHARES | MARKET VALUE/ PRICE | TAX COST/ UNREALIZED GAIN/LOSS | EST ANNUAL INCOME/ ACCRUED INC | CURRENT YIELD |
|--------------------------------------|--------|-----------|----------------------|-----------------------------------|--------------------------------|---------------|
| EQUITIES | | | | | | |
| BARON EMERGING MARKETS INSTITUTIONAL | BEXIX | 7,409.994 | 113,150.61 15.27 | 97,176.91 15,973.70 | 1,059.63 | 0.94 |
| DFA INTERNATIONAL SMALL COMPANY I | DFISX | 2,796.389 | 56,459.09 20.19 | 49,499.08 6,960.01 | 1,758.93 | 3.12 |
| DODGE & COX INTERNATIONAL STOCK I | DODFX | 4,594.060 | 242,704.19 52.83 | 207,183.00 35,521.19 | 5,168.32 | 2.13 |
| DODGE & COX STOCK I | DODGX | 1,033.350 | 297,594.47 287.99 | 235,272.17 62,322.30 | 4,090.00 | 1.37 |
| FIDELITY GROWTH COMPANY FUND | FDGRX | 5,638.922 | 244,954.77 43.44 | 160,652.71 84,302.06 | 524.42 | 0.21 |
| FIDELITY LOW-PRICED STOCK #316 | FLPSX | 1,931.062 | 87,148.83 45.13 | 87,171.63 22.80- | 1,819.06 | 2.09 |
| MFS MID CAP GROWTH FUND CLASS I | OTCIX | 2,620.197 | 92,152.33 35.17 | 83,700.00 8,452.33 | | |
| NEUBERGER BERMAN GENESIS INSTL | NBGIX | 742.414 | 54,745.61 73.74 | 44,337.09 10,408.52 | 71.27 | 0.13 |
| VANGUARD SMALL CAP VALUE ADMIRAL | VSIX | 593.737 | 55,086.92 92.78 | 42,197.29 12,889.63 | 1,015.88 | 1.84 |
| TOTAL EQUITIES | | | 1,243,996.82 | 1,007,189.88 236,806.94 | 15,507.51 0.00 | 1.25 |

BOND QUALITY SUMMARY



| S & P QUALITY RATING | MARKET VALUE | PERCENT |
|----------------------|---------------------|---------------|
| TREASURY / AGENCY | 1,900,526.50 | 96.1% |
| NOT RATED | 77,002.50 | 3.9% |
| Total | 1,977,529.00 | 100.0% |

ACCOUNT NUMBER: 40310000219

STATEMENT PERIOD: NOVEMBER 01, 2024 THROUGH NOVEMBER 30, 2024

PORTFOLIO DETAIL (CONTINUED)

| DESCRIPTION | RATING | PAR VALUE | MARKET VALUE/ PRICE | TAX COST/ UNREALIZED GAIN/LOSS | EST ANNUAL INCOME/ ACCRUED INC | CURRENT YIELD |
|--|--------|-------------|------------------------|--|--------------------------------------|------------------|
| FIXED INCOME | | | | | | |
| FHLB CONS BD DTD 08/01/2016 1.875% 09/11/2028 | AA+ | 200,000.000 | 191,918.00 95.96 | 203,168.82 11,250.82- | 3,750.00 833.33 | 1.95 |
| FHLB CONS BD DTD 07/01/2021 .875% 06/12/2028 | AA+ | 150,000.000 | 142,488.00 94.99 | 150,665.82 8,177.92- | 1,312.50 616.15 | 0.92 |
| FFCB DTD 11/05/2015 2.5% 01/13/2025 | AA+ | 125,000.000 | 124,683.75 99.75 | 125,227.26 543.51- | 3,125.00 1,197.92 | 2.51 |
| MAINE HEALTH & HIGHER EDL FACS AUTH REV BOS DTD 06/28/2016 5% 07/01/2028 | | 75,000.000 | 77,002.50 102.67 | 77,007.76 5.26- | 3,750.00 1,562.50 | 4.87 |
| US TREASURY NOTES DTD 08/23/2018 2.75% 08/31/2025 | | 100,000.000 | 98,760.00 98.76 | 99,432.31 672.31- | 2,750.00 698.80 | 2.78 |
| US TREASURY NOTES DTD 08/15/2015 2% 08/15/2025 | | 200,000.000 | 196,640.00 98.32 | 197,046.88 406.88- | 4,000.00 1,173.91 | 2.03 |
| US TREASURY NTS DTD 07/23/2020 .25% 07/31/2025 | | 200,000.000 | 194,602.00 97.30 | 197,687.50 3,085.50- | 500.00 167.12 | 0.26 |
| US TREASURY NTS DTD 10/22/2020 .25% 10/31/2025 | | 100,000.000 | 96,329.00 96.33 | 96,973.16 644.16- | 250.00 21.41 | 0.26 |
| US TREASURY NTS DTD 02/03/2021 1.125% 02/15/2031 | | 200,000.000 | 168,008.00 84.00 | 189,904.40 21,896.40- | 2,250.00 660.33 | 1.34 |
| US TREASURY NTS DTD 06/17/2021 .875% 06/30/2026 | | 200,000.000 | 189,766.00 94.88 | 200,858.02 11,192.02- | 1,750.00 732.34 | 0.92 |
| US TREASURY NTS DTD 08/19/2021 .75% 08/31/2026 | | 225,000.000 | 211,956.75 94.20 | 224,567.95 12,611.20- | 1,687.50 428.87 | 0.80 |
| US TREASURY NTS DTD 02/17/2022 1.875% 02/28/2027 | | 300,000.000 | 285,375.00 95.13 | 293,015.63 7,640.63- | 5,625.00 1,429.56 | 1.97 |
| TOTAL FIXED INCOME | | | 1,877,629.00 | 2,055,655.61 78,126.61- | 30,750.00 9,522.34 | 1.55 |
| TOTAL ASSETS | | | 3,363,236.18 | 3,204,656.85 158,680.33 | 62,876.39 10,073.83 | 1.67 |
| TOTAL ACCRUED INC | | | 10,073.83 | 10,073.83 | | |
| GRAND TOTAL ASSETS | | | 3,373,310.01 | 3,214,629.68 158,680.33 | 62,876.39 10,073.83 | 1.67 |

ACCOUNT NUMBER: 40310000219

STATEMENT PERIOD: NOVEMBER 01, 2024 THROUGH NOVEMBER 30, 2024

TRANSACTION DETAIL




| DATE | QUANTITY | DESCRIPTION | TRANSACTION TYPE | CASH | COST BASIS |
|-----------------------------------|----------|--|------------------|-----------|--------------|
| 11/01/24 | | BEGINNING BALANCE | | 0.00 | 3,205,337.42 |
| DIVIDENDS | | | | | |
| 11/01/24 | | MM0000099 DIVIDEND ON FNWM MONEY MARKET PAYABLE 10/31/2024 EFFECTIVE 10/31/2024 | DIVIDEND | 614.29 | |
| TOTAL DIVIDENDS | | | | 614.29 | 0.00 |
| FEEES | | | | | |
| 11/07/24 | | FEE TO FIRST NATIONAL WEALTH MANAGEMENT FOR THE PERIOD ENDING 10/31/2024 BASED ON AVERAGE MARKET VALUE 1,744.82 DISCOUNT 1,046.89 | DISBURSEMENT | 697.93- | |
| 11/07/24 | | FEE TO FIRST NATIONAL WEALTH MANAGEMENT FOR THE PERIOD ENDING 10/31/2024 BASED ON AVERAGE MARKET VALUE 1,744.82 DISCOUNT 1,046.89 | DISBURSEMENT | 697.93- | |
| TOTAL FEES | | | | 1,395.86- | 0.00 |
| SALES AND MATURITIES | | | | | |
| 11/30/24 | 781.570- | MM0000099 NET WITHDRAWAL FNWM MONEY MARKET | NET CASH MGMT | 781.57 | 781.57- |
| TOTAL SALES AND MATURITIES | | | | 781.57 | 781.57- |
| 11/30/24 | | ENDING BALANCE | | 0.00 | 3,204,655.85 |


| | | | | | | | | |
|--------------------------------|-----------|--|--------------------------------|--------------|-----------------------------------|---|--|--|
| Dec-24 | | | | | | | | |
| amount carried forward | | | \$3,363,236.18 | | | | | |
| Withdrawals | | | -\$18,997.24 | | | | | |
| Income Div. & Cap Gains | | | \$52,531.94 | | | | | |
| Fees | | | -\$1,393.24 | | | | | |
| other receipts & disbursements | | | | | | | | |
| net cash sales/purchases | | | -\$32,141.46 | | | | | |
| Change in Mkt Value | | | -\$65,428.92 | | | | | |
| | | | | | | | | |
| | | | | | | | | |
| | | | | | | | | |
| Balance | | | G4-110-19 \$3,297,807.26 | | G4-610-18 total \$3,297,807.26 | MAX AVAILABLE SPEND FOR FY25 4% \$131,912.29 | | |
| | | | difference Nov posting - | -\$65,428.92 | -\$65,428.92 | fund balance +/- | | |
| | | | + | | | | | |
| | | | debit | credit | | | | |
| prin | G4-110-19 | | \$0.00 | \$65,428.92 | | | | |
| fund bal | G4-610-18 | | \$65,428.92 | \$0.00 | | | | |

ACCOUNT NUMBER: 40310000219

STATEMENT PERIOD: DECEMBER 01, 2024 THROUGH DECEMBER 31, 2024

PORTFOLIO SUMMARY

| | TAX COST | MARKET VALUE | PERCENT |
|--|---------------------|---------------------|---------------|
|  CASH AND EQUIVALENTS | 131,309.63 | 131,309.63 | 4.0% |
|  EQUITIES | 1,049,732.07 | 1,188,404.88 | 36.0% |
|  FIXED INCOME | 2,055,247.20 | 1,978,092.75 | 60.0% |
| TOTAL ASSETS | 3,236,288.90 | 3,297,807.26 | 100.0% |
| ACCRUED INCOME OTHER | 11,077.50 | 11,077.50 | |
| TOTAL ACCRUED INCOME | 11,077.50 | 11,077.50 | |
| TOTAL ASSETS & ACCRUALS | 3,247,366.40 | 3,308,884.76 | |
| BEGINNING MARKET VALUE | 3,373,310.01 | | |
| ENDING MARKET VALUE | 3,308,884.76 | | |



ACTIVITY SUMMARY

| | THIS PERIOD | YEAR TO DATE | REALIZED CAPITAL GAINS / LOSSES | |
|--------------------------|--------------|--------------|---------------------------------|------------------|
| | | | THIS PERIOD | YEAR TO DATE |
| BEGINNING MARKET VALUE | 3,363,236.18 | 3,236,255.48 | | |
| DIVIDENDS AND INTEREST | 52,531.94 | 112,297.22 | | |
| DISBURSEMENTS | 18,997.24- | 146,361.80- | | |
| FEES | 1,393.24- | 16,345.64- | LONG TERM | 42,542.19 |
| NET CASH SALES/PURCHASES | 32,141.46- | 50,410.22 | SHORT TERM | 0.00 |
| CHANGE IN MARKET VALUE | 65,428.92- | 61,551.78 | TOTAL GAINS / LOSSES | 42,542.19 |
| ENDING MARKET VALUE | 3,297,807.26 | 3,297,807.26 | | 69,167.35 |
| | | | INVESTMENT PERFORMANCE | |
| | | | THIS PERIOD | YEAR TO DATE |
| | | | RATE OF RETURN | 1.34-% |
| | | | | 6.93% |

ACCOUNT NUMBER: 40310000219

STATEMENT PERIOD: DECEMBER 01, 2024 THROUGH DECEMBER 31, 2024

PORTFOLIO DETAIL

| DESCRIPTION | MARKET VALUE/ PRICE | TAX COST/ UNREALIZED GAIN/LOSS | EST ANNUAL INCOME/ ACCRUED INC | CURRENT YIELD |
|-----------------------------------|---------------------|--------------------------------|--------------------------------|---------------|
| CASH AND EQUIVALENTS | | | | |
| FNWM MONEY MARKET | 131,309.63 1.00 | 131,309.63 0.00 | 5,908.94 492.42 | 4.50 |
| TOTAL CASH AND EQUIVALENTS | 131,309.63 | 131,309.63 | 5,908.94 492.42 | 4.50 |

| DESCRIPTION | TICKER | SHARES | MARKET VALUE/ PRICE | TAX COST/ UNREALIZED GAIN/LOSS | EST ANNUAL INCOME/ ACCRUED INC | CURRENT YIELD |
|--------------------------------------|--------|-----------|----------------------|-----------------------------------|--------------------------------|---------------|
| EQUITIES | | | | | | |
| BARON EMERGING MARKETS INSTITUTIONAL | BEXIX | 7,409.994 | 111,224.01 15.01 | 97,176.91 14,047.10 | 904.02 | 0.81 |
| DFA INTERNATIONAL SMALL COMPANY I | DFISX | 2,796.389 | 54,249.95 19.40 | 49,499.08 4,750.87 | 1,840.02 | 3.39 |
| DODGE & COX INTERNATIONAL STOCK I | DODFX | 4,594.060 | 229,243.59 49.90 | 207,183.00 22,060.59 | 5,163.72 | 2.25 |
| DODGE & COX STOCK I | DODGX | 1,082.153 | 278,308.11 257.18 | 247,709.57 30,598.54 | 4,140.32 | 1.49 |
| FIDELITY GROWTH COMPANY FUND | FDGRX | 6,121.429 | 246,938.45 40.34 | 180,811.86 66,126.59 | 569.29 | 0.23 |
| FIDELITY LOW-PRICED STOCK #316 | FLPSX | 2,003.336 | 81,635.94 40.75 | 90,261.33 8,625.39- | 1,718.86 | 2.11 |
| MFS MID CAP GROWTH FUND CLASS I | OTCIX | 2,799.806 | 86,709.99 30.97 | 89,515.74 2,805.75- | | |
| NEUBERGER BERMAN GENESIS INSTL | NBGIX | 757.398 | 49,526.26 65.39 | 45,377.29 4,148.97 | 72.71 | 0.15 |
| VANGUARD SMALL CAP VALUE ADMIRAL | VSIAX | 593.737 | 50,568.58 85.17 | 42,197.29 8,371.29 | 999.85 | 1.98 |
| TOTAL EQUITIES | | | 1,188,404.88 | 1,049,732.07 138,672.81 | 15,408.79 0.00 | 1.30 |

BOND QUALITY SUMMARY

| S & P QUALITY RATING | MARKET VALUE | PERCENT |
|----------------------|---------------------|---------------|
| TREASURY / AGENCY | 1,901,391.75 | 96.1% |
| NOT RATED | 76,701.00 | 3.9% |
| Total | 1,978,092.75 | 100.0% |

PORTFOLIO DETAIL (CONTINUED)

| DESCRIPTION | RATING | PAR VALUE | MARKET VALUE/ PRICE | TAX COST/ UNREALIZED GAIN/LOSS | EST ANNUAL INCOME/ ACCRUED INC | CURRENT YIELD |
|--|--------|-------------|---------------------|--|--------------------------------------|---------------|
| FIXED INCOME | | | | | | |
| FHLB CONS BD DTD 08/01/2016 1.875% 09/11/2026 | AA+ | 200,000.000 | 191,924.00 95.96 | 203,168.82 11,244.82- | 3,750.00 1,145.83 | 1.95 |
| FHLB CONS BD DTD 07/01/2021 .875% 06/12/2026 | AA+ | 150,000.000 | 142,917.00 95.28 | 150,498.98 7,581.98- | 1,312.50 69.27 | 0.92 |
| FFCB DTD 11/05/2015 2.5% 01/13/2025 | AA+ | 125,000.000 | 124,926.25 99.94 | 125,227.26 301.01- | 3,125.00 1,458.33 | 2.50 |
| MAINE HEALTH & HIGHER EDL FACS AUTH REV BDS DTD 06/28/2016 5% 07/01/2026 | | 75,000.000 | 76,701.00 102.27 | 77,007.76 306.76- | 3,750.00 1,875.00 | 4.89 |
| US TREASURY NOTES DTD 08/23/2018 2.75% 08/31/2025 | | 100,000.000 | 99,019.00 99.02 | 99,432.31 413.31- | 2,750.00 934.39 | 2.78 |
| US TREASURY NOTES DTD 08/15/2015 2% 08/15/2025 | | 200,000.000 | 197,224.00 98.61 | 197,046.88 177.12 | 4,000.00 1,510.87 | 2.03 |
| US TREASURY NTS DTD 07/23/2020 .25% 07/31/2025 | | 200,000.000 | 195,452.00 97.73 | 197,687.50 2,235.50- | 500.00 209.24 | 0.26 |
| US TREASURY NTS DTD 10/22/2020 .25% 10/31/2025 | | 100,000.000 | 96,777.00 96.78 | 96,973.16 196.16- | 250.00 42.82 | 0.26 |
| US TREASURY NTS DTD 02/03/2021 1.125% 02/15/2031 | | 200,000.000 | 165,032.00 82.52 | 189,904.40 24,872.40- | 2,250.00 849.86 | 1.36 |
| US TREASURY NTS DTD 06/17/2021 .875% 06/30/2026 | | 200,000.000 | 190,290.00 95.15 | 200,716.55 10,426.55- | 1,750.00 4.83 | 0.92 |
| US TREASURY NTS DTD 08/19/2021 .75% 08/31/2026 | | 225,000.000 | 212,467.50 94.43 | 224,567.95 12,100.45- | 1,687.50 573.38 | 0.79 |
| US TREASURY NTS DTD 02/17/2022 1.875% 02/28/2027 | | 300,000.000 | 285,363.00 95.12 | 293,015.63 7,652.63- | 5,625.00 1,911.26 | 1.97 |
| TOTAL FIXED INCOME | | | 1,978,092.76 | 2,065,247.20 77,154.45- | 30,750.00 10,585.08 | 1.55 |
| TOTAL ASSETS | | | 3,297,807.26 | 3,236,288.90 61,518.36 | 52,067.73 11,077.50 | 1.58 |
| TOTAL ACCRUED INC | | | 11,077.50 | 11,077.50 | | |
| GRAND TOTAL ASSETS | | | 3,308,884.76 | 3,247,366.40 61,518.36 | 52,067.73 11,077.50 | 1.58 |

TRANSACTION DETAIL

| DATE | QUANTITY | DESCRIPTION | TRANSACTION TYPE | CASH | COST BASIS |
|----------|----------|--|------------------|-----------|--------------|
| 12/01/24 | | BEGINNING BALANCE | | 0.00 | 3,204,555.85 |
| 12/02/24 | | MM0000099 DIVIDEND ON FNWM MONEY MARKET PAYABLE 11/30/2024 EFFECTIVE 11/30/2024 | DIVIDEND | 543.52 | |
| 12/09/24 | | 316345305 DIVIDEND ON 1,931.062 SHS FIDELITY LOW-PRICED STOCK #316 AT .231 PER SHARE PAYABLE 12/09/2024 EX DATE 12/06/2024 | DIVIDEND | 446.08 | |
| 12/09/24 | | 316345305 LONG TERM CAPITAL GAINS DIVIDEND ON 1,931.062 SHS FIDELITY LOW-PRICED STOCK #316 AT 1.60 PER SHARE PAYABLE 12/09/2024 EX DATE 12/06/2024 | DIVIDEND | 3,089.70 | |
| 12/11/24 | | 552987877 LONG TERM CAPITAL GAINS DIVIDEND ON 2,620.197 SHS MFS MID CAP GROWTH FUND CLASS I AT 2.21958 PER SHARE PAYABLE 12/11/2024 EX DATE 12/10/2024 | DIVIDEND | 5,815.74 | |
| 12/16/24 | | 233203629 DIVIDEND ON 2,796.389 SHS DFA INTERNATIONAL SMALL COMPANY I AT .24503 PER SHARE PAYABLE 12/13/2024 EX DATE 12/13/2024 EFFECTIVE 12/13/2024 | DIVIDEND | 685.20 | |
| 12/17/24 | | 641233200 LONG TERM CAPITAL GAINS DIVIDEND ON 742.414 SHS NEUBERGER BERMAN GENESIS INSTL AT 1.4011 PER SHARE PAYABLE 12/17/2024 EX DATE 12/16/2024 | DIVIDEND | 1,040.20 | |
| 12/18/24 | | 06828M876 DIVIDEND ON 7,409.994 SHS BARON EMERGING MARKETS INSTITUTIONAL AT .0755 PER SHARE PAYABLE 12/17/2024 EX DATE 12/17/2024 EFFECTIVE 12/17/2024 | DIVIDEND | 559.45 | |
| 12/19/24 | | 256206103 DIVIDEND ON 4,594.06 SHS DODGE & COX INTERNATIONAL STOCK I AT 1.124 PER SHARE PAYABLE 12/18/2024 EX DATE 12/18/2024 EFFECTIVE 12/18/2024 | DIVIDEND | 5,163.72 | |
| 12/19/24 | | 256219106 DIVIDEND ON 1,033.35 SHS DODGE & COX STOCK I AT .757 PER SHARE PAYABLE 12/18/2024 EX DATE 12/18/2024 EFFECTIVE 12/18/2024 | DIVIDEND | 782.25 | |
| 12/19/24 | | 256219106 LONG TERM CAPITAL GAINS DIVIDEND ON 1,033.35 SHS DODGE & COX STOCK I AT 12.036 PER SHARE PAYABLE 12/18/2024 EX DATE 12/18/2024 EFFECTIVE 12/18/2024 | DIVIDEND | 12,437.40 | |
| 12/24/24 | | 921937686 DIVIDEND ON 593.737 SHS VANGUARD SMALL CAP VALUE ADMIRAL AT .4687 PER SHARE PAYABLE 12/24/2024 EX DATE 12/23/2024 | DIVIDEND | 278.28 | |

TRANSACTION DETAIL (CONTINUED)

| DATE | QUANTITY | DESCRIPTION | TRANSACTION TYPE | CASH | COST BASIS |
|----------------------------|----------|--|------------------|-------------------|------------------|
| 12/27/24 | | 316200104 LONG TERM CAPITAL GAINS DIVIDEND ON 5,638.922 SHS FIDELITY GROWTH COMPANY FUND AT 3.575 PER SHARE PAYABLE 12/27/2024 EX DATE 12/26/2024 | DIVIDEND | 20,159.15 | |
| TOTAL DIVIDENDS | | | | 51,000.69 | 0.00 |
| INTEREST | | | | | |
| 12/12/24 | | 3130AN4T4 INTEREST ON 150,000 UNITS FHLB CONS BD DTD 07/01/2021 .875% 06/12/2026 PAYABLE 12/12/2024 | INTEREST RCVD | 656.25 | |
| 12/31/24 | | 91282CCJ8 INTEREST ON 200,000 UNITS US TREASURY NTS DTD 06/17/2021 .875% 06/30/2026 PAYABLE 12/31/2024 | INTEREST RCVD | 875.00 | |
| TOTAL INTEREST | | | | 1,531.25 | 0.00 |
| PURCHASES | | | | | |
| 12/09/24 | 72.274 | 316345305 PURCHASED 72.274 SHS FIDELITY LOW-PRICED STOCK #316 ON 12/09/2024 AT 42.75 FOR REINVESTMENT | BUY | 3,089.70- | 3,089.70 |
| 12/11/24 | 179.609 | 552987877 PURCHASED 179.609 SHS MFS MID CAP GROWTH FUND CLASS I ON 12/11/2024 AT 32.38 FOR REINVESTMENT | BUY | 5,815.74- | 5,815.74 |
| 12/17/24 | 14.984 | 641233200 PURCHASED 14.984 SHS NEUBERGER BERMAN GENESIS INSTL ON 12/17/2024 AT 69.42 FOR REINVESTMENT | BUY | 1,040.20- | 1,040.20 |
| 12/19/24 | 48.803 | 256219106 PURCHASED 48.803 SHS DODGE & COX STOCK I ON 12/18/2024 AT 254.85 FOR REINVESTMENT | BUY | 12,437.40- | 12,437.40 |
| 12/27/24 | 482.507 | 316200104 PURCHASED 482.507 SHS FIDELITY GROWTH COMPANY FUND ON 12/27/2024 AT 41.78 FOR REINVESTMENT | BUY | 20,159.15- | 20,159.15 |
| TOTAL PURCHASES | | | | 42,542.19- | 42,542.19 |
| DISTRIBUTIONS | | | | | |
| 12/19/24 | | DISTRIBUTION TO TOWN OF HAMPDEN DISTRIBUTION PER REQUEST OF INDIVIDUAL TRUSTEES DTD 12/16/24 | DISBURSEMENT | 18,997.24- | |
| TOTAL DISTRIBUTIONS | | | | 18,997.24- | 0.00 |

TRANSACTION DETAIL (CONTINUED)

| DATE | QUANTITY | DESCRIPTION | TRANSACTION TYPE | CASH | COST BASIS |
|-----------------------------------|-------------|---|------------------|-----------|--------------|
| FEES | | | | | |
| 12/09/24 | | FEE TO FIRST NATIONAL WEALTH MANAGEMENT FOR THE PERIOD ENDING 11/30/2024 BASED ON AVERAGE MARKET VALUE 1,741.56 DISCOUNT 1,044.94 | DISBURSEMENT | 696.62- | |
| 12/09/24 | | FEE TO FIRST NATIONAL WEALTH MANAGEMENT FOR THE PERIOD ENDING 11/30/2024 BASED ON AVERAGE MARKET VALUE 1,741.56 DISCOUNT 1,044.94 | DISBURSEMENT | 696.62- | |
| TOTAL FEES | | | | 1,393.24- | 0.00 |
| OTHER DISBURSEMENTS | | | | | |
| 12/12/24 | | 3130AN44 AMORTIZATION ON 150,000 UNITS FHLB CONS BD DTD 07/01/2021 .875% 06/12/2026 TO ADJUST TAX LOT, AMORTIZATION = 166.94- | AMORTIZATION | | 166.94- |
| 12/31/24 | | 91282CCJ8 AMORTIZATION ON 200,000 UNITS US TREASURY NTS DTD 06/17/2021 .875% 06/30/2026 TO ADJUST TAX LOT, AMORTIZATION = 241.47- | AMORTIZATION | | 241.47- |
| TOTAL OTHER DISBURSEMENTS | | | | 0.00 | 408.41- |
| SALES AND MATURITIES | | | | | |
| 12/31/24 | 10,400.730- | MM0000099 NET WITHDRAWAL FNWM MONEY MARKET | NET CASH MGMT | 10,400.73 | 10,400.73- |
| TOTAL SALES AND MATURITIES | | | | 10,400.73 | 10,400.73- |
| 12/31/24 | | ENDING BALANCE | | 0.00 | 3,236,288.90 |



ACCOUNT NUMBER: 4031000219

STATEMENT PERIOD: DECEMBER 01, 2024 THROUGH DECEMBER 31, 2024

FIRST NATIONAL WEALTH MANAGEMENT
P O BOX 940
DAMARISCOTTA, ME 04543

HAMPDEN ENVIRONMENTAL TRUST
TOWN OF HAMPDEN
106 WESTERN AVE
HAMPDEN, ME 04444

ACCOUNT NAME: HAMPDEN ENVIRONMENTAL TRUST

ADMINISTRATIVE OFFICER: LORRAINE OUELLETTE
207-669-6368
LORRAINE.OUELLETTE
@THEFIRST.COM

INVESTMENT OFFICER: MATT WEAVER
866-563-1900
MATTHEW.WEAVER
@THEFIRST.COM

Proprietary Money Market Disclosure

Please be advised that First National Wealth Management may use a First National Bank money market deposit account as a sweep investment vehicle. First National Wealth Management does not receive any compensation from First National Bank for the placement of funds in this account, nor does First National Bank receive any fees from First National Wealth Management for the use of the account. The rate on the account is set by First National Bank. First National Wealth Management reviews its use of the First National Bank money market deposit account on a regular basis to ensure that it is the most appropriate investment for First National Wealth Management client funds.

Maine Uniform Trust Code - Limitation of Action against a Trustee

Pursuant to Maine law (M.R.S. Title 18-B, Sec. 1005), you have one year from your receipt of this accounting or report to make an objection to any item set forth in the accounting or report. Any objection you make must be in writing; it must be delivered to the Trustee within the period stated above; and it must state your objection. Your failure to deliver a written objection to the Trustee within the period stated above will permanently prevent you from later asserting this objection against the Trustee. If you have any questions or would like to discuss your account, please contact your account administrator.




Message for IRA Owners

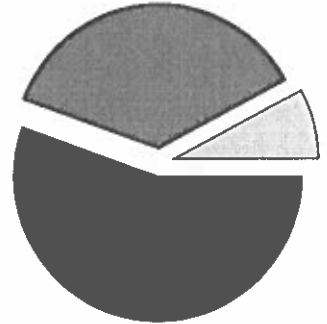
This statement reflects the year-end fair market value of your IRA. This information will be provided to the IRS on Form 5498. The IRS will also be provided with the amount of your RMD (required minimum distribution) for 2025 if you are 73 years of age or older. You will receive a separate statement from us by January 31st indicating the amount of your RMD.

ACCOUNT NUMBER: **40310000219**

STATEMENT PERIOD: JANUARY 01, 2025 THROUGH JANUARY 31, 2025

PORTFOLIO SUMMARY

| | TAX COST | MARKET VALUE | PERCENT |
|--|---------------------|---------------------|---------------|
|  CASH AND EQUIVALENTS | 259,131.26 | 259,131.26 | 7.7% |
|  EQUITIES | 1,049,732.07 | 1,231,660.20 | 36.8% |
|  FIXED INCOME | 1,929,513.87 | 1,858,506.50 | 55.5% |
| TOTAL ASSETS | 3,238,377.20 | 3,349,297.96 | 100.0% |
| ACCRUED INCOME OTHER | 10,274.95 | 10,274.95 | |
| TOTAL ACCRUED INCOME | 10,274.95 | 10,274.95 | |
| TOTAL ASSETS & ACCRUALS | 3,248,652.15 | 3,359,572.91 | |
| BEGINNING MARKET VALUE | 3,308,884.76 | | |
| ENDING MARKET VALUE | 3,359,572.91 | | |



ACTIVITY SUMMARY

| | THIS PERIOD | YEAR TO DATE | REALIZED CAPITAL GAINS / LOSSES | |
|-------------------------------|---------------------|---------------------|---------------------------------|--------------|
| | | | THIS PERIOD | YEAR TO DATE |
| BEGINNING MARKET VALUE | 3,297,807.26 | 3,297,807.26 | | |
| DIVIDENDS AND INTEREST | 4,211.41 | 4,211.41 | | |
| FEES | 1,389.78- | 1,389.78- | | |
| NET CASH SALES/PURCHASES | 2,821.63- | 2,821.63- | | |
| CHANGE IN MARKET VALUE | 51,490.70 | 51,490.70 | | |
| ENDING MARKET VALUE | 3,349,297.96 | 3,349,297.96 | | |
| | | | INVESTMENT PERFORMANCE | |
| | | | THIS PERIOD | YEAR TO DATE |
| RATE OF RETURN | | | 1.60% | 1.60% |

ACCOUNT NUMBER: **40310000219**

STATEMENT PERIOD: JANUARY 01, 2025 THROUGH JANUARY 31, 2025

PORTFOLIO DETAIL

| DESCRIPTION | MARKET VALUE/ PRICE | TAX COST/ UNREALIZED GAIN/LOSS | EST ANNUAL INCOME/ ACCRUED INC | CURRENT YIELD |
|-----------------------------------|---------------------|--------------------------------|--------------------------------|---------------|
| CASH AND EQUIVALENTS | | | | |
| FNWM MONEY MARKET | 259,131.26 1.00 | 259,131.26 0.00 | 11,246.30 937.19 | 4.34 |
| TOTAL CASH AND EQUIVALENTS | 259,131.26 | 259,131.26 0.00 | 11,246.30 937.19 | 4.34 |

| DESCRIPTION | TICKER | SHARES | MARKET VALUE/ PRICE | TAX COST/ UNREALIZED GAIN/LOSS | EST ANNUAL INCOME/ ACCRUED INC | CURRENT YIELD |
|--------------------------------------|--------|-----------|----------------------|-----------------------------------|--------------------------------|---------------|
| EQUITIES | | | | | | |
| BARON EMERGING MARKETS INSTITUTIONAL | BEXIX | 7,409.994 | 111,668.61 15.07 | 97,176.91 14,491.70 | 904.02 | 0.81 |
| DFA INTERNATIONAL SMALL COMPANY I | DFISX | 2,796.389 | 55,676.10 19.91 | 49,499.08 6,177.02 | 1,840.02 | 3.30 |
| DODGE & COX INTERNATIONAL STOCK I | DODFX | 4,594.060 | 240,085.58 52.26 | 207,183.00 32,902.58 | 5,163.72 | 2.15 |
| DODGE & COX STOCK I | DODGX | 1,082.153 | 295,427.77 273.00 | 247,709.57 47,718.20 | 4,140.32 | 1.40 |
| FIDELITY GROWTH COMPANY FUND | FDGRX | 6,121.429 | 250,305.23 40.89 | 180,811.86 69,493.37 | 569.29 | 0.23 |
| FIDELITY LOW-PRICED STOCK #316 | FLPSX | 2,003.336 | 84,039.95 41.95 | 90,261.33 6,221.38- | 1,718.86 | 2.05 |
| MFS MID CAP GROWTH FUND CLASS I | OTCIX | 2,799.806 | 91,889.63 32.82 | 89,515.74 2,373.89 | | |
| NEUBERGER BERMAN GENESIS INSTL | NBGIX | 757.398 | 50,170.04 66.24 | 45,377.29 4,792.75 | 72.71 | 0.14 |
| VANGUARD SMALL CAP VALUE ADMIRAL | VSIAX | 593.737 | 52,397.29 88.25 | 42,197.29 10,200.00 | 999.85 | 1.91 |
| TOTAL EQUITIES | | | 1,231,660.20 | 1,049,732.07 181,928.13 | 15,408.79 0.00 | 1.25 |

BOND QUALITY SUMMARY

| S & P QUALITY RATING | MARKET VALUE | PERCENT |
|----------------------|---------------------|---------------|
| TREASURY / AGENCY | 1,781,690.75 | 95.9% |
| NOT RATED | 76,815.75 | 4.1% |
| Total | 1,858,506.50 | 100.0% |

ACCOUNT NUMBER: **40310000219**


STATEMENT PERIOD: JANUARY 01, 2025 THROUGH JANUARY 31, 2025

PORTFOLIO DETAIL

| DESCRIPTION | MARKET VALUE/ PRICE | TAX COST/ UNREALIZED GAIN/LOSS | EST ANNUAL INCOME/ ACCRUED INC | CURRENT YIELD |
|-----------------------------------|---------------------|--------------------------------|--------------------------------|---------------|
| CASH AND EQUIVALENTS | | | | |
| FNWM MONEY MARKET | 259,131.26 1.00 | 259,131.26 0.00 | 11,246.30 937.19 | 4.34 |
| TOTAL CASH AND EQUIVALENTS | 259,131.26 | 259,131.26 0.00 | 11,246.30 937.19 | 4.34 |

| DESCRIPTION | TICKER | SHARES | MARKET VALUE/ PRICE | TAX COST/ UNREALIZED GAIN/LOSS | EST ANNUAL INCOME/ ACCRUED INC | CURRENT YIELD |
|--------------------------------------|--------|-----------|----------------------|-----------------------------------|--------------------------------|---------------|
| EQUITIES | | | | | | |
| BARON EMERGING MARKETS INSTITUTIONAL | BEXIX | 7,409.994 | 111,668.61 15.07 | 97,176.91 14,491.70 | 904.02 | 0.81 |
| DFA INTERNATIONAL SMALL COMPANY I | DFISX | 2,796.389 | 55,676.10 19.91 | 49,499.08 6,177.02 | 1,840.02 | 3.30 |
| DODGE & COX INTERNATIONAL STOCK I | DODFX | 4,594.060 | 240,085.58 52.26 | 207,183.00 32,902.58 | 5,163.72 | 2.15 |
| DODGE & COX STOCK I | DODGX | 1,082.153 | 295,427.77 273.00 | 247,709.57 47,718.20 | 4,140.32 | 1.40 |
| FIDELITY GROWTH COMPANY FUND | FDGRX | 6,121.429 | 250,305.23 40.89 | 180,811.86 69,493.37 | 569.29 | 0.23 |
| FIDELITY LOW-PRICED STOCK #316 | FLPSX | 2,003.336 | 84,039.95 41.95 | 90,261.33 6,221.38- | 1,718.86 | 2.05 |
| MFS MID CAP GROWTH FUND CLASS I | OTCIX | 2,799.806 | 91,889.63 32.82 | 89,515.74 2,373.89 | | |
| NEUBERGER BERMAN GENESIS INSTL | NBGIX | 757.398 | 50,170.04 66.24 | 45,377.29 4,792.75 | 72.71 | 0.14 |
| VANGUARD SMALL CAP VALUE ADMIRAL | VSIAX | 593.737 | 52,397.29 88.25 | 42,197.29 10,200.00 | 999.85 | 1.91 |
| TOTAL EQUITIES | | | 1,231,660.20 | 1,049,732.07 181,928.13 | 15,408.79 0.00 | 1.25 |

BOND QUALITY SUMMARY

| S & P QUALITY RATING | MARKET VALUE | PERCENT |
|---|---------------------|---------------|
|  TREASURY / AGENCY | 1,781,690.75 | 95.9% |
| NOT RATED | 76,815.75 | 4.1% |
| Total | 1,858,506.50 | 100.0% |

ACCOUNT NUMBER: **40310000219**

STATEMENT PERIOD: JANUARY 01, 2025 THROUGH JANUARY 31, 2025

PORTFOLIO DETAIL (CONTINUED)

| DESCRIPTION | RATING | PAR VALUE | MARKET VALUE/ PRICE | TAX COST/ UNREALIZED GAIN/LOSS | EST ANNUAL INCOME/ ACCRUED INC | CURRENT YIELD |
|--|--------|-------------|---------------------|--|--------------------------------------|---------------|
| FIXED INCOME | | | | | | |
| FHLB CONS BD DTD 08/01/2016 1.875% 09/11/2026 | AA+ | 200,000.000 | 192,804.00 96.40 | 203,168.82 10,364.82- | 3,750.00 1,458.33 | 1.94 |
| FHLB CONS BD DTD 07/01/2021 .875% 06/12/2026 | AA+ | 150,000.000 | 143,421.00 95.61 | 150,498.98 7,077.98- | 1,312.50 178.65 | 0.92 |
| MAINE HEALTH & HIGHER EDL FACS AUTH REV BDS DTD 06/28/2016 5% 07/01/2026 | | 75,000.000 | 76,815.75 102.42 | 76,501.69 314.06 | 3,750.00 312.50 | 4.88 |
| US TREASURY NOTES DTD 08/23/2018 2.75% 08/31/2025 | | 100,000.000 | 99,104.00 99.10 | 99,432.31 328.31- | 2,750.00 1,169.89 | 2.77 |
| US TREASURY NOTES DTD 08/15/2015 2% 08/15/2025 | | 200,000.000 | 197,568.00 98.78 | 197,046.88 521.12 | 4,000.00 1,847.83 | 2.02 |
| US TREASURY NTS DTD 07/23/2020 .25% 07/31/2025 | | 200,000.000 | 196,108.00 98.05 | 197,687.50 1,579.50- | 500.00 1.38 | 0.25 |
| US TREASURY NTS DTD 10/22/2020 .25% 10/31/2025 | | 100,000.000 | 97,095.00 97.10 | 96,973.16 121.84 | 250.00 64.23 | 0.26 |
| US TREASURY NTS DTD 02/03/2021 1.125% 02/15/2031 | | 200,000.000 | 165,586.00 82.79 | 189,904.40 24,318.40- | 2,250.00 1,039.40 | 1.36 |
| US TREASURY NTS DTD 06/17/2021 .875% 06/30/2026 | | 200,000.000 | 190,876.00 95.44 | 200,716.55 9,840.55- | 1,750.00 154.70 | 0.92 |
| US TREASURY NTS DTD 08/19/2021 .75% 08/31/2026 | | 225,000.000 | 213,144.75 94.73 | 224,567.95 11,423.20- | 1,687.50 717.89 | 0.79 |
| US TREASURY NTS DTD 02/17/2022 1.875% 02/28/2027 | | 300,000.000 | 285,984.00 95.33 | 293,015.63 7,031.63- | 5,625.00 2,392.96 | 1.97 |
| TOTAL FIXED INCOME | | | 1,858,506.50 | 1,929,513.87 71,007.37- | 27,625.00 9,337.76 | 1.49 |
| TOTAL ASSETS | | | 3,349,297.96 | 3,238,377.20 110,920.76 | 54,280.09 10,274.95 | 1.62 |
| TOTAL ACCRUED INC | | | | 10,274.95 | 10,274.95 | |
| GRAND TOTAL ASSETS | | | 3,359,572.91 | 3,248,652.15 110,920.76 | 54,280.09 10,274.95 | 1.62 |

PORTFOLIO DETAIL (CONTINUED)

| DESCRIPTION | RATING | PAR VALUE | MARKET VALUE/ PRICE | TAX COST/ UNREALIZED GAIN/LOSS | EST ANNUAL INCOME/ ACCRUED INC | CURRENT YIELD |
|--|--------|-------------|---------------------|--|--------------------------------------|---------------|
| FIXED INCOME | | | | | | |
| FHLB CONS BD DTD 08/01/2016 1.875% 09/11/2026 | AA+ | 200,000.000 | 192,804.00 96.40 | 203,168.82 10,364.82- | 3,750.00 1,458.33 | 1.94 |
| FHLB CONS BD DTD 07/01/2021 .875% 06/12/2026 | AA+ | 150,000.000 | 143,421.00 95.61 | 150,498.98 7,077.98- | 1,312.50 178.65 | 0.92 |
| MAINE HEALTH & HIGHER EDL FACS AUTH REV BDS DTD 06/28/2016 5% 07/01/2026 | | 75,000.000 | 76,815.75 102.42 | 76,501.69 314.06 | 3,750.00 312.50 | 4.88 |
| US TREASURY NOTES DTD 08/23/2018 2.75% 08/31/2025 | | 100,000.000 | 99,104.00 99.10 | 99,432.31 328.31- | 2,750.00 1,169.89 | 2.77 |
| US TREASURY NOTES DTD 08/15/2015 2% 08/15/2025 | | 200,000.000 | 197,568.00 98.78 | 197,046.88 521.12 | 4,000.00 1,847.83 | 2.02 |
| US TREASURY NTS DTD 07/23/2020 .25% 07/31/2025 | | 200,000.000 | 196,108.00 98.05 | 197,687.50 1,579.50- | 500.00 1.38 | 0.25 |
| US TREASURY NTS DTD 10/22/2020 .25% 10/31/2025 | | 100,000.000 | 97,095.00 97.10 | 96,973.16 121.84 | 250.00 64.23 | 0.26 |
| US TREASURY NTS DTD 02/03/2021 1.125% 02/15/2031 | | 200,000.000 | 165,586.00 82.79 | 189,904.40 24,318.40- | 2,250.00 1,039.40 | 1.36 |
| US TREASURY NTS DTD 06/17/2021 .875% 06/30/2026 | | 200,000.000 | 190,876.00 95.44 | 200,716.55 9,840.55- | 1,750.00 154.70 | 0.92 |
| US TREASURY NTS DTD 08/19/2021 .75% 08/31/2026 | | 225,000.000 | 213,144.75 94.73 | 224,567.95 11,423.20- | 1,687.50 717.89 | 0.79 |
| US TREASURY NTS DTD 02/17/2022 1.875% 02/28/2027 | | 300,000.000 | 285,984.00 95.33 | 293,015.63 7,031.63- | 5,625.00 2,392.96 | 1.97 |
| TOTAL FIXED INCOME | | | 1,858,506.50 | 1,929,513.87 71,007.37- | 27,625.00 9,337.76 | 1.49 |
| TOTAL ASSETS | | | 3,349,297.96 | 3,238,377.20 110,920.76 | 54,280.09 10,274.95 | 1.62 |
| TOTAL ACCRUED INC | | | 10,274.95 | 10,274.95 | | |
| GRAND TOTAL ASSETS | | | 3,359,572.91 | 3,248,652.15 110,920.76 | 54,280.09 10,274.95 | 1.62 |

| Date | Invoice # | Paid | Vendor | Purpose | Expense | Category of Stormwater Management Cost | | | | | | | Receipt | Date to Env. Trust | Account # | |
|----------|-----------|----------|-----------------------------------|----------------------------|--------------|--|--------------------------|------------|---------------------|-----------------|-----------|--------------|--------------|--------------------|-----------|-------------|
| | | | | | | Maintenance | Compliance Documentation | Supplies | Contracted Services | Training/Travel | Principal | Income | | | | |
| 7/1/24 | 1022054 | 7/10/24 | Sargent | Stone for Culverts | \$ 1,095.65 | | | \$1,095.65 | | | | | \$ 1,095.65 | Y | 9/5/24 | 10-10-22-01 |
| 7/3/24 | 110091 | 8/14/24 | Hampden Hardware | Supplies | \$ 12.99 | | | \$12.99 | | | | | \$ 12.99 | Y | 9/5/24 | 10-10-22-20 |
| 7/5/24 | 2559-8 | 8/14/24 | Sherwin-Williams Bangor | Marking Catch basin | \$ 320.00 | | | \$320.00 | | | | | \$ 320.00 | Y | 9/5/24 | 10-10-22-10 |
| 7/8/24 | | 7/10/24 | Dudley Patterson | 100 Bales Hay | \$ 500.00 | | | \$500.00 | | | | | \$ 500.00 | Y | 9/5/24 | 10-10-22-01 |
| 7/10/24 | 82369 | 8/14/24 | Hampden Hardware | Stormwater Supplies | \$ 26.36 | | | \$26.36 | | | | | \$ 26.36 | Y | 9/5/24 | 10-10-22-10 |
| 8/2/24 | 55561 | 8/14/24 | JIMAR Construction Products | Ditch Fabric | \$ 513.50 | | | \$513.50 | | | | | \$ 513.50 | Y | 9/5/24 | 10-10-22-10 |
| 8/6/24 | 650052 | 8/28/24 | Hughes Bros., Inc | Marina Culvert Repair | \$ 522.00 | | | \$522.00 | | | | | \$ 522.00 | Y | 9/5/24 | 10-10-22-01 |
| 8/8/24 | 10117 | 8/14/24 | Whitmore Contracting, Inc. | Summer St. Culvert | \$ 6,800.00 | | | | \$6,800.00 | | | | \$ 6,800.00 | Y | 9/5/24 | 10-10-22-01 |
| 9/22/24 | 3244 | 10/3/24 | Drumlin Environmental, LLC | Landfill Monitoring | \$ 3,300.00 | | \$3,300.00 | | | | | | \$ 3,300.00 | Y | 12/12/24 | 10-10-22-05 |
| 9/26/24 | 6395142 | 10/26/24 | Everett J. Prescott Inc. | Stormwater Repair Supplies | \$ 256.84 | | | \$256.84 | | | | | \$ 256.84 | Y | 12/12/24 | 10-10-22-01 |
| 10/30/24 | 2024-1639 | 11/14/24 | SEE | Federal Culvert Grant | \$ 860.00 | | \$860.00 | | \$860.00 | | | | \$ 860.00 | Y | 12/12/24 | 10-10-22-20 |
| 10/30/24 | 2024-1651 | 11/14/24 | SEE | Sewer Mapping | \$ 3,250.00 | | | | \$3,250.00 | | | | \$ 3,250.00 | Y | 12/12/24 | 60-10-60-22 |
| 11/4/24 | 2024-1640 | 11/14/24 | SEE | MS4 Compliance | \$ 10,968.40 | | \$10,968.40 | | | | | | \$ 10,968.40 | Y | 12/12/24 | 10-10-22-05 |
| 11/14/24 | 27 | 11/27/24 | Dept. of Environmental Protection | 2025 Annual Dues | \$ 362.00 | | \$362.00 | | | | | | \$ 362.00 | Y | 12/12/24 | 10-10-22-05 |
| 12/9/24 | 33375 | | Plymouth Engineering, Inc. | Municipal Bldg. USF | \$ 498.00 | | | | \$498.00 | | | | \$ 498.00 | Y | 3/13/25 | 10-10-22-05 |
| 1/16/25 | 2024-1641 | | SEE | Watershed Plan | \$ 28,167.27 | | \$28,167.27 | | | | | | \$ 28,167.27 | Y | 3/13/25 | 10-10-22-05 |
| 1/16/25 | 2024-1678 | | SEE | MS4 Compliance | \$ 4,288.75 | | \$4,288.75 | | | | | | \$ 4,288.75 | Y | 3/13/25 | 10-10-22-05 |
| | | | | | \$ 61,741.76 | | | | | | | | | | | |
| | | | | | | | | | | | 1-351-00 | R 01-48 | | | | |
| | | | | | | | | | | | | \$ 61,741.76 | | | | |

YTD reimbursed to General Fund: \$ 28,787.74
 Total Proposed for Reimbursement to General Fund 03/13/2025 \$ 32,954.02
 Total Proposed in Current Fiscal Year for Reimbursement to General Fund: \$ 61,741.76

Invoice's as of 03/6/2025 - \$32,954.02
 Acct. 0219 Ending Market Value 01/31/2025 - \$3,349,297.96
 \$32,954.02 ÷ \$3,349,297.96 = 1 %

| | | |
|-----------------------------------|---------------|--------------------|
| | YTD | Deposit to: |
| Total from Principal | | 1-351-00 HCB |
| Total from Income | \$ 61,741.76 | R 01-48 Env Tr Rev |
| Budgeted revenue | \$ 142,500.00 | FY25 Town Budget |
| Remaining budgeted revenue (FY25) | \$ 80,758.24 | |

Source: Wanda Libbey, CED Administrative Assistant

As of 03/6/2025

Plymouth Engineering, Inc.

8 Main St., Suite C
Newport, ME 04953


Invoice

| DATE | INVOICE # |
|-----------|-----------|
| 12/9/2024 | 33375 |

| SHIP TO |
|---|
| Town of Hampden Attn: Paula Scott, Town Manager 106 Western Avenue Hampden, ME 04444 |

Ship to:

| PO Number | Terms | Project |
|-----------|--------|---------------------------|
| | Net 30 | 18234 Hampden Rec Parking |

| QTY | Description | Rate | Amount |
|---|--|--------------|-----------------|
| 6 | Aimee S. Young, Project Engineer For revisions to Town office front USF design following notice from Town engineer of utility conflicts.  | 83.00 | 498.00 |
| Acct. No. <u>10-10-22-05</u> Date <u>12/17/24</u> Initials <u>VLC</u> Description <u>MULT BUILDING USF</u> | | | |
| For services through December 1, 2024. | | Total | \$498.00 |

SEB

Telephone: (207) 257-2071

www.plymouthengineering.com

INVOICE

Stillwater Environmental
Engineering, Inc.
PO Box 426
Orono, ME 04473

pruck@stillwaterenv.com
+1 (207) 949-0074
http://www.stillwaterenv.com



Bill to

Victor Smith P.E.
Town of Hampden
106 Western Avenue
Hampden, ME 04444

Invoice details

P.O. Number: MS4 Services - Q4

Invoice no.: 2024-1678

Terms: Due on receipt

Invoice date: 01/16/2025

| # | Date | Product or service | Description | Qty | Rate | Amount |
|----|------------|--------------------------------------|--|------|----------|------------|
| 1. | 12/31/2024 | Senior Project Manager | Tasks: * 2024 PC Report Review * Discuss PY3 action items with CB * Client correspondence * Discuss new PW wash bay issues with staff | 2.5 | \$120.00 | \$300.00 |
| 2. | 12/31/2024 | Project Manager | Tasks: * Client correspondence * Meetings * Review MS4 catch basin inspection summaries * Review MS4 outfall inspection summaries * LID ordinance review * Outfall E&O signs * Research MDEP wash bay regulations * Project tracking | 22.5 | \$100.00 | \$2,250.00 |
| 3. | 12/31/2024 | Assistant Project Scientist | Tasks: * BASWG meeting * Update MS4 annual report spreadsheet * Attend Winter maintenance training * Prepare MS4 PY3 action item checklist | 9.5 | \$75.00 | \$712.50 |
| 4. | 12/31/2024 | Environmental Engineering Technician | Tasks: * Assist with MS4 catch basin | 11 | \$65.00 | \$715.00 |

* Assist with MS4 catch basin inspection report

| | | | | | | |
|----|------------|------------------|---|-----|---------|----------|
| 5. | 12/31/2024 | Travel Expenses | Mileage | 115 | \$0.75 | \$86.25 |
| 6. | 12/31/2024 | Technology Fee 1 | Monthly Fulcrum App Charge (October, November, December), | 3 | \$75.00 | \$225.00 |

Total **\$4,288.75**

Note to customer

For professional services provided by SEE for the period of October 1 through December 31, 2024.

10-10-22-05
VJS 1/17/25
MS4 COMPLIANCE

ENV TRUST

INVOICE

Stillwater Environmental
Engineering, Inc.
PO Box 426
Orono, ME 04473

pruck@stillwaterenv.com
+1 (207) 949-0074
<http://www.stillwaterenv.com>



Bill to

Victor Smith P.E.
Town of Hampden
106 Western Avenue
Hampden, ME 04444

Invoice details

Invoice no.: 2024-1641
Terms: Due on receipt
Invoice date: 01/16/2025

P.O. Number: Sucker Brook
Monitoring/WBMP

| # | Date | Product or service | Description | Qty | Rate | Amount |
|----|------------|--|---|-----|----------|----------|
| 1. | 12/31/2024 | Senior Project Manager/Senior Environmental Engineer | Tasks: * Client correspondence * Meetings with staff to review progress * Budget review * Discuss Hobo Loggers and sampling strategy with staff * MDEP correspondence * MDEP meetings | 4.5 | \$140.00 | \$630.00 |
| 2. | 12/31/2024 | Senior Project Manager | Tasks: * Probe housing prep * Assist with DO monitoring and probe installation | 6 | \$120.00 | \$720.00 |
| 3. | 12/31/2024 | Project Manager | Tasks: * Monitoring plan & prep, results | 8.5 | \$100.00 | \$850.00 |
| 4. | 12/31/2024 | Project Scientist | Tasks: * 2023 Monitoring report * Monitoring meeting prep, field prep * DO research * Hobo logger data questions | 6.5 | \$90.00 | \$585.00 |
| 5. | 12/31/2024 | Assistant Environmental Engineer | Tasks: * Assist with Map prep (CAD): location map, update Sucker Brook report maps * Assist with Analysis maps * Assist with DO sampling, review meeting | 7.5 | \$75.00 | \$562.50 |

| | | | | | | |
|-----|------------|--------------------------------------|--|-------|------------|-------------|
| 6. | 12/31/2024 | Assistant Project Scientist | Tasks: * Assist with Sucker Brook water monitoring report * Assist with water quality monitoring data analysis * Assist with SCS report | 111.5 | \$75.00 | \$8,362.50 |
| 7. | 12/31/2024 | Environmental Engineering Technician | Tasks: * Assist with prep for stream monitoring * Assist with SCS data/report * Assist with stream survey prep * Assist with monitoring equipment * Assist with WMP SCS * Assist with stream monitoring field work * Assist with monitoring data report | 171.5 | \$65.00 | \$11,147.50 |
| 8. | 12/31/2024 | Administrative Coordinator | Tasks: * Assist with stream monitoring field work * Documentation of services provided for Client | 11.5 | \$65.00 | \$747.50 |
| 9. | 12/31/2024 | Travel Expenses | Mileage | 486 | \$0.75 | \$364.50 |
| 10. | 12/31/2024 | Reimbursable Expenses | Reimbursable Expenses: * 7/30 Field Supplies (\$533.58) * Pace Analytical Services (\$2,363.76) * Analyses fees for Human Bacteroides samples (2 @ \$125 per = \$250) * Katahdin Analytical Services (\$1,050.43) | 1 | \$4,197.77 | \$4,197.77 |

Total **\$28,167.27**

Note to customer

For professional services provided by SEE for the period of July 1 through December 31, 2024.

10-10-22-05
VJS 1/17/25
~~HEA COMPLIANCE~~
WATERSHED PLAN

ENV. TRUST