

**HAMPDEN ENVIRONMENTAL TRUST  
COMMITTEE MEETING**

**Thursday, September 11, 2025**

**1:00 P.M.**

**HAMPDEN TOWN OFFICE**

**A G E N D A**

1. Call to Order
2. Approval of Meeting Minutes – June 12, 2025
3. Review of financial statements from Institutional Trustee (First National Bank).
4. Review of proposed FY25 costs for reimbursement or payment from Environmental Trust, Income
  - a. General Fund payments for Stormwater Management total \$16,131.82.
5. Review of proposed FY26 costs for reimbursement or payment from Environmental Trust, Income.
  - a. General Fund payments for Stormwater Management total \$5,589.25.
6. Other Business
  - a. Follow up regarding PFAS sampling in residential wells
7. Set a date for the next meeting.
8. Adjourn

**HAMPDEN ENVIRONMENTAL TRUST  
COMMITTEE MEETING**

**Thursday, June 12, 2025**

**1:30 P.M.**

**HAMPDEN TOWN OFFICE**

**MINUTES**

1. Call to Order

Chair White opened the meeting at 1:30 p.m.

2. Approval of Meeting Minutes – March 13, 2025

Chair White moved to approve the meeting minutes from March 13, 2025, and Trustee Lippincott seconded the motion. Unanimous vote 2/0/0.

3. Review of financial statements from Institutional Trustee (First National Bank).

Matthew Weaver, Chief Investment Officer of First National Wealth Management, reviewed the trust account and answered members' questions.

4. Review of proposed FY25 costs for reimbursement or payment from Environmental Trust, Income.

- a. General Fund payments for Stormwater Management total \$16,888.22.

Chair White made a motion to approve the Town's General Fund from the FY25 Environmental Trust, Income account in the amount of \$16,688.22, Trustee Lippincott seconded the motion. Unanimous vote 2/0/0.

5. Other Business

The Committee discussed LD 1604, An Act to Protect Groundwater and Surface Waters from Perfluoroalkyl and Polyfluoroalkyl Substances from Landfill Leachate. Before the bill was passed, Town Manager Scott, at the request of the Town Council, mailed a letter to Casella Waste requesting well testing, but received no response. She then sent a second, certified letter that was returned unclaimed. A letter was also sent to Kim and Dave Haggan in support of LD 1604, and they responded in support. Now that the bill has passed, the town will await the next steps from the state regarding the new law.

6. Set a date for the next meeting.

The Environmental Trust Committee unanimously agreed that the next meeting will be held on September 11, 2025, at 1:30 pm.

7. Adjourn

Chair White moved, and Trustee Lippincott seconded to adjourn the meeting at 1:58 p.m. Unanimous vote of 2/0/0.

DRAFT



FIRST NATIONAL WEALTH MANAGEMENT  
P O BOX 940  
DAMARISCOTTA, ME 04543

HAMPDEN ENVIRONMENTAL TRUST  
TOWN OF HAMPDEN  
106 WESTERN AVE  
HAMPDEN, ME 04444

**ACCOUNT NAME: HAMPDEN ENVIRONMENTAL TRUST**

**ADMINISTRATIVE OFFICER: LORRAINE OUELLETTE**  
**207-669-6368**  
**LORRAINE.OUELLETTE**  
**@THEFIRST.COM**

**INVESTMENT OFFICER: MATT WEAVER**  
**866-563-1900**  
**MATTHEW.WEAVER**  
**@THEFIRST.COM**

---

**Proprietary Money Market Disclosure**




Please be advised that First National Wealth Management may use a First National Bank money market deposit account as a sweep investment vehicle. First National Wealth Management does not receive any compensation from First National Bank for the placement of funds in this account, nor does First National Bank receive any fees from First National Wealth Management for the use of the account. The rate on the account is set by First National Bank. First National Wealth Management reviews its use of the First National Bank money market deposit account on a regular basis to ensure that it is the most appropriate investment for First National Wealth Management client funds.

---

Though the established client base of First National Wealth Management knows well that excellent service is the bedrock of our business model, referrals are the foundation of our growth. We would be grateful if you could spread the word to friends and associates who may also benefit from our individualized approach to wealth management.

ACCOUNT NUMBER: 40310000219  
STATEMENT PERIOD: MAY 01, 2025 THROUGH MAY 31, 2025

**PORTFOLIO SUMMARY**

	TAX COST	MARKET VALUE	PERCENT
 CASH AND EQUIVALENTS	107,801.30	107,801.30	3.2%
 EQUITIES	1,198,592.84	1,382,950.98	41.0%
 FIXED INCOME	1,928,728.18	1,881,048.00	55.8%
<b>TOTAL ASSETS</b>	<b>3,235,122.32</b>	<b>3,371,800.28</b>	<b>100.0%</b>
ACCRUED INCOME OTHER	8,683.35	8,683.35	
<b>TOTAL ACCRUED INCOME</b>	<b>8,683.35</b>	<b>8,683.35</b>	
<b>TOTAL ASSETS &amp; ACCRUALS</b>	<b>3,243,805.67</b>	<b>3,380,483.63</b>	
BEGINNING MARKET VALUE	3,302,959.16		
ENDING MARKET VALUE	3,380,483.63		



**ACTIVITY SUMMARY**

	THIS PERIOD	YEAR TO DATE	REALIZED CAPITAL GAINS / LOSSES	
			THIS PERIOD	YEAR TO DATE
BEGINNING MARKET VALUE	3,296,603.53	3,297,807.26		
DIVIDENDS AND INTEREST	409.00	22,177.95		
DISBURSEMENTS	0.00	32,954.02	LONG TERM	0.00
FEES	1,353.18	6,919.99	<b>TOTAL GAINS / LOSSES</b>	<b>0.00</b>
NET CASH SALES/PURCHASES	944.18	17,696.06		21,489.75
CHANGE IN MARKET VALUE	75,196.75	73,993.02		
ENDING MARKET VALUE	3,371,800.28	3,371,800.28		
			INVESTMENT PERFORMANCE	
			THIS PERIOD	YEAR TO DATE
			RATE OF RETURN	2.32%
				3.45%

ACCOUNT NUMBER: 40310000219

STATEMENT PERIOD: MAY 01, 2025 THROUGH MAY 31, 2025

**PORTFOLIO DETAIL**

DESCRIPTION	MARKET VALUE/ PRICE	TAX COST/ UNREALIZED GAIN/LOSS	EST ANNUAL INCOME/ ACCRUED INC	CURRENT YIELD
<b>CASH AND EQUIVALENTS</b>				
FNWM MONEY MARKET	107,801.30 1.00	107,801.30 0.00	4,495.31 374.61	4.17
<b>TOTAL CASH AND EQUIVALENTS</b>	<b>107,801.30</b>	<b>107,801.30</b> 0.00	<b>4,495.31</b> 374.61	<b>4.17</b>

DESCRIPTION	TICKER	SHARES	MARKET VALUE/ PRICE	TAX COST/ UNREALIZED GAIN/LOSS	EST ANNUAL INCOME/ ACCRUED INC	CURRENT YIELD
<b>EQUITIES</b>						
DFA INTERNATIONAL SMALL COMPANY I	DFISX	3,107.692	70,824.30 22.79	55,999.08 14,825.22	2,066.62	2.92
DIMENSIONAL EMERGING CORE EQUITY MARKET ETF	DFAE	4,791.000	130,458.93 27.23	124,306.61 6,152.32	2,984.79	2.29
DODGE & COX INTERNATIONAL STOCK I	DODFX	5,083.132	300,514.76 59.12	234,483.00 66,031.76	5,713.44	1.90
DODGE & COX STOCK I	DODGX	1,217.905	319,980.18 262.73	283,650.82 36,329.36	4,724.25	1.48
FIDELITY GROWTH COMPANY FUND	FDGRX	6,692.387	261,672.33 39.10	201,611.86 60,060.47	622.39	0.24
FIDELITY LOW-PRICED STOCK #316	FLPSX	2,225.993	93,091.03 41.82	99,361.33 6,270.30-	1,909.90	2.05
MFS MID CAP GROWTH FUND CLASS I	OTCIX	3,106.513	98,880.31 31.83	98,615.74 264.57		
NEUBERGER BERMAN GENESIS INSTL	NBGIX	863.572	52,824.70 61.17	51,877.29 947.41	82.90	0.16
VANGUARD SMALL CAP VALUE ADMIRAL	VSIAX	673.700	54,704.44 81.20	48,687.11 6,017.33	1,221.42	2.23
<b>TOTAL EQUITIES</b>			<b>1,382,950.98</b>	<b>1,198,592.84</b> 184,358.14	<b>19,325.71</b> 0.00	<b>1.40</b>

**BOND QUALITY SUMMARY**



ACCOUNT NUMBER: 40310000219

STATEMENT PERIOD: MAY 01, 2025 THROUGH MAY 31, 2025

**PORTFOLIO DETAIL ( CONTINUED )**

DESCRIPTION	RATING	PAR VALUE	MARKET VALUE/ PRICE	TAX COST/ UNREALIZED GAIN/LOSS	EST ANNUAL INCOME/ ACCRUED INC	CURRENT YIELD
<b>FIXED INCOME</b>						
FHLB CONS BD DTD 08/01/2016 1.875% 09/11/2026	AA+	200,000.000	194,632.00 97.32	202,383.13 7,751.13-	3,750.00 833.33	1.93
FHLB CONS BD DTD 07/01/2021 .875% 06/12/2026	AA+	150,000.000	145,050.00 96.70	150,498.98 5,448.98-	1,312.50 616.15	0.90
MAINE HEALTH & HIGHER EDL FACS AUTH REV BDS DTD 06/28/2016 5% 07/01/2026		75,000.000	76,431.75 101.91	76,501.69 69.94-	3,750.00 1,562.50	4.91
US TREASURY NOTES DTD 08/23/2018 2.75% 08/31/2025		100,000.000	99,623.00 99.62	99,432.31 190.69	2,750.00 694.97	2.76
US TREASURY NOTES DTD 08/15/2015 2% 08/15/2025		200,000.000	199,050.00 99.53	197,046.88 2,003.12	4,000.00 1,171.27	2.01
US TREASURY NTS DTD 07/23/2020 .25% 07/31/2025		200,000.000	198,668.00 99.33	197,687.50 980.50	500.00 167.13	0.25
US TREASURY NTS DTD 10/22/2020 .25% 10/31/2025		100,000.000	98,340.00 98.34	96,973.16 1,366.84	250.00 21.74	0.25
US TREASURY NTS DTD 02/03/2021 1.125% 02/15/2031		200,000.000	170,656.00 85.33	189,904.40 19,248.40-	2,250.00 658.84	1.32
US TREASURY NTS DTD 06/17/2021 .875% 06/30/2026		200,000.000	193,164.00 96.58	200,716.55 7,552.55-	1,750.00 734.81	0.91
US TREASURY NTS DTD 08/19/2021 .75% 08/31/2026		225,000.000	215,957.25 95.98	224,567.95 8,610.70-	1,687.50 426.46	0.78
US TREASURY NTS DTD 02/17/2022 1.875% 02/28/2027		300,000.000	289,476.00 96.49	293,015.63 3,539.63-	5,625.00 1,421.54	1.94
<b>TOTAL FIXED INCOME</b>			<b>1,881,048.00</b>	<b>1,928,728.18</b> <b>47,680.18-</b>	<b>27,625.00</b> <b>8,308.74</b>	<b>1.47</b>
<b>TOTAL ASSETS</b>			<b>3,371,800.28</b>	<b>3,235,122.32</b> <b>136,677.96</b>	<b>51,446.02</b> <b>8,683.35</b>	<b>1.53</b>
<b>TOTAL ACCRUED INC</b>			<b>8,683.35</b>	<b>8,683.35</b>		
<b>GRAND TOTAL ASSETS</b>			<b>3,380,483.63</b>	<b>3,243,805.67</b> <b>136,677.96</b>	<b>51,446.02</b> <b>8,683.35</b>	<b>1.53</b>

ACCOUNT NUMBER: **40310000219**

STATEMENT PERIOD: MAY 01, 2025 THROUGH MAY 31, 2025

**TRANSACTION DETAIL**

DATE	QUANTITY	DESCRIPTION	TRANSACTION TYPE	CASH	COST BASIS
05/01/25		<b>BEGINNING BALANCE</b>		0.00	3,236,066.50
<b>DIVIDENDS</b>					
05/01/25		MM0000099 DIVIDEND ON FNWM MONEY MARKET PAYABLE 04/30/2025 EFFECTIVE 04/30/2025	DIVIDEND	409.00	
<b>TOTAL DIVIDENDS</b>				409.00	0.00
<b>FEES</b>					
05/07/25		FEE TO FIRST NATIONAL WEALTH MANAGEMENT FOR THE PERIOD ENDING 04/30/2025 BASED ON AVERAGE MARKET VALUE___1,691.48 DISCOUNT___1,014.89	DISBURSEMENT	676.59-	
05/07/25		FEE TO FIRST NATIONAL WEALTH MANAGEMENT FOR THE PERIOD ENDING 04/30/2025 BASED ON AVERAGE MARKET VALUE___1,691.48 DISCOUNT___1,014.89	DISBURSEMENT	676.59-	
<b>TOTAL FEES</b>				1,353.18-	0.00
<b>SALES AND MATURITIES</b>					
05/31/25	944.180-	MM0000099 NET WITHDRAWAL FNWM MONEY MARKET	NET CASH MGMT	944.18	944.18-
<b>TOTAL SALES AND MATURITIES</b>				944.18	944.18-
05/31/25		<b>ENDING BALANCE</b>		0.00	3,235,122.32

Jun-25

amount carried forward	\$3,371,800.28
Withdrawals	-\$16,888.22
Income Div. & Cap Gains	\$5,418.64
Fees	-\$1,395.25
other receipts & disbursements	
net cash sales/purchases	\$13,746.45
Change in Mkt Value	\$56,256.00

	G4-110-19	
Balance	\$3,428,937.90	
	difference	\$57,137.62

		JUNE posting	
		+	-
		debit	credit
prin	G4-110-19	\$57,137.62	\$0.00
fund bal	G4-610-18	\$0.00	\$57,137.62

G4-610-18 total	MAX AVAILABLE SPEND FOR FY25 4%
\$3,428,937.90	\$137,157.52
\$57,137.62	fund balance +/-

FIRST NATIONAL WEALTH MANAGEMENT  
P O BOX 940  
DAMARISCOTTA, ME 04543

HAMPDEN ENVIRONMENTAL TRUST  
TOWN OF HAMPDEN  
106 WESTERN AVE  
HAMPDEN, ME 04444

ACCOUNT NAME: **HAMPDEN ENVIRONMENTAL TRUST**

ADMINISTRATIVE OFFICER: **LORRAINE OUELLETTE**  
**207-669-6368**  
**LORRAINE.OUELLETTE**  
**@THEFIRST.COM**

INVESTMENT OFFICER: **MATT WEAVER**  
**866-563-1900**  
**MATTHEW.WEAVER**  
**@THEFIRST.COM**

---

#### Proprietary Money Market Disclosure

Please be advised that First National Wealth Management may use a First National Bank money market deposit account as a sweep investment vehicle. First National Wealth Management does not receive any compensation from First National Bank for the placement of funds in this account, nor does First National Bank receive any fees from First National Wealth Management for the use of the account. The rate on the account is set by First National Bank. First National Wealth Management reviews its use of the First National Bank money market deposit account on a regular basis to ensure that it is the most appropriate investment for First National Wealth Management client funds.




---

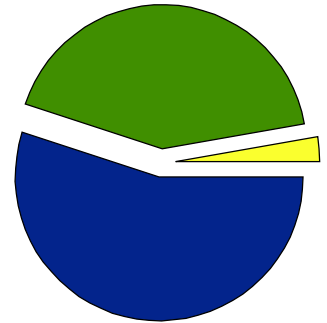
Though the established client base of First National Wealth Management knows well that excellent service is the bedrock of our business model, referrals are the foundation of our growth. We would be grateful if you could spread the word to friends and associates who may also benefit from our individualized approach to wealth management.

---

The privacy of our customers is a top priority for us. If you would like to review our annual Privacy Policy on-line, please feel free to visit our website at [www.thefirst.com](http://www.thefirst.com). If you would prefer to receive a hard copy of our privacy policy via regular U.S. mail instead, please call 1-866-563-1900, extension 3411 or send an e-mail request to [hilary.stevens@thefirst.com](mailto:hilary.stevens@thefirst.com)

**PORTFOLIO SUMMARY**

	TAX COST	MARKET VALUE	PERCENT
 CASH AND EQUIVALENTS	94,936.47	94,936.47	2.8%
 EQUITIES	1,198,592.84	1,445,000.18	42.1%
 FIXED INCOME	1,928,324.62	1,889,001.25	55.1%
<b>TOTAL ASSETS</b>	<b>3,221,853.93</b>	<b>3,428,937.90</b>	<b>100.0%</b>
ACCRUED INCOME OTHER	9,645.86	9,645.86	
<b>TOTAL ACCRUED INCOME</b>	<b>9,645.86</b>	<b>9,645.86</b>	
<b>TOTAL ASSETS &amp; ACCRUALS</b>	<b>3,231,499.79</b>	<b>3,438,583.76</b>	
<b>BEGINNING MARKET VALUE</b>	3,380,483.63		
<b>ENDING MARKET VALUE</b>	3,438,583.76		



**ACTIVITY SUMMARY**

	THIS PERIOD	YEAR TO DATE	REALIZED CAPITAL GAINS / LOSSES	
			THIS PERIOD	YEAR TO DATE
<b>BEGINNING MARKET VALUE</b>	<b>3,371,800.28</b>	<b>3,297,807.26</b>		
DIVIDENDS AND INTEREST	5,418.64	27,596.59		
DISBURSEMENTS	16,888.22	49,842.24	LONG TERM	0.00
FEEs	1,395.25	8,315.24	<b>TOTAL GAINS / LOSSES</b>	<b>0.00</b>
NET CASH SALES/PURCHASES	13,746.45	31,442.51		
CHANGE IN MARKET VALUE	56,256.00	130,249.02		
<b>ENDING MARKET VALUE</b>	<b>3,428,937.90</b>	<b>3,428,937.90</b>		
			INVESTMENT PERFORMANCE	
			THIS PERIOD	YEAR TO DATE
			<b>RATE OF RETURN</b>	
			2.24%	5.74%

ACCOUNT NUMBER: **40310000219**

STATEMENT PERIOD: JUNE 01, 2025 THROUGH JUNE 30, 2025


**PORTFOLIO DETAIL**

DESCRIPTION	MARKET VALUE/PRICE	TAX COST/UNREALIZED GAIN/LOSS	EST ANNUAL INCOME/ACCRUED INC	CURRENT YIELD
<b>CASH AND EQUIVALENTS</b>				
FNWM MONEY MARKET	94,054.85 1.00	94,054.85 0.00	3,903.28 325.28	4.15
CASH	881.62	881.62 0.00		
<b>TOTAL CASH AND EQUIVALENTS</b>	<b>94,936.47</b>	<b>94,936.47 0.00</b>	<b>3,903.28 325.28</b>	<b>4.11</b>

DESCRIPTION	TICKER	SHARES	MARKET VALUE/PRICE	TAX COST/UNREALIZED GAIN/LOSS	EST ANNUAL INCOME/ACCRUED INC	CURRENT YIELD
<b>EQUITIES</b>						
DFA INTERNATIONAL SMALL COMPANY I	DFISX	3,107.692	73,217.22 23.56	55,999.08 17,218.14	2,358.74	3.22
DIMENSIONAL EMERGING CORE EQUITY MARKET ETF	DFAE	4,791.000	138,699.45 28.95	124,306.61 14,392.84	3,209.97	2.31
DODGE & COX INTERNATIONAL STOCK I	DODFX	5,083.132	310,426.87 61.07	234,483.00 75,943.87	5,713.44	1.84
DODGE & COX STOCK I	DODGX	1,217.905	329,954.82 270.92	283,650.82 46,304.00	4,788.80	1.45
FIDELITY GROWTH COMPANY FUND	FDGRX	6,692.387	280,745.63 41.95	201,611.86 79,133.77	622.39	0.22
FIDELITY LOW-PRICED STOCK #316	FLPSX	2,225.993	97,097.81 43.62	99,361.33 2,263.52-	1,909.90	1.97
MFS MID CAP GROWTH FUND CLASS I	OTCIX	3,106.513	104,409.90 33.61	98,615.74 5,794.16		
NEUBERGER BERMAN GENESIS INSTL	NBGIX	863.572	53,999.16 62.53	51,877.29 2,121.87	82.90	0.15
VANGUARD SMALL CAP VALUE ADMIRAL	VSIAX	673.700	56,449.32 83.79	48,687.11 7,762.21	1,191.10 263.69	2.11
<b>TOTAL EQUITIES</b>			<b>1,445,000.18</b>	<b>1,198,592.84 246,407.34</b>	<b>19,877.24 263.69</b>	<b>1.38</b>

**PORTFOLIO DETAIL ( CONTINUED )**

**BOND QUALITY SUMMARY**



DESCRIPTION	RATING	PAR VALUE	MARKET VALUE/ PRICE	TAX COST/ UNREALIZED GAIN/LOSS	EST ANNUAL INCOME/ ACCRUED INC	CURRENT YIELD
<b>FIXED INCOME</b>						
FHLB CONS BD DTD 08/01/2016 1.875% 09/11/2026	AA+	200,000.000	195,268.00 97.63	202,383.13 7,115.13-	3,750.00 1,145.83	1.92
FHLB CONS BD DTD 07/01/2021 .875% 06/12/2026	AA+	150,000.000	145,666.50 97.11	150,332.96 4,666.46-	1,312.50 69.27	0.90
MAINE HEALTH & HIGHER EDL FACS AUTH REV BDS DTD 06/28/2016 5% 07/01/2026		75,000.000	76,467.00 101.96	76,501.69 34.69-	3,750.00 1,875.00	4.90
US TREASURY NOTES DTD 08/23/2018 2.75% 08/31/2025		100,000.000	99,707.00 99.71	99,432.31 274.69	2,750.00 919.16	2.76
US TREASURY NOTES DTD 08/15/2015 2% 08/15/2025		200,000.000	199,386.00 99.69	197,046.88 2,339.12	4,000.00 1,502.76	2.01
US TREASURY NTS DTD 07/23/2020 .25% 07/31/2025		200,000.000	199,326.00 99.66	197,687.50 1,638.50	500.00 208.56	0.25
US TREASURY NTS DTD 10/22/2020 .25% 10/31/2025		100,000.000	98,666.00 98.67	96,973.16 1,692.84	250.00 42.12	0.25
US TREASURY NTS DTD 02/03/2021 1.125% 02/15/2031		200,000.000	172,984.00 86.49	189,904.40 16,920.40-	2,250.00 845.30	1.30
US TREASURY NTS DTD 06/17/2021 .875% 06/30/2026		200,000.000	193,912.00 96.96	200,479.01 6,567.01-	1,750.00 4.76	0.90
US TREASURY NTS DTD 08/19/2021 .75% 08/31/2026		225,000.000	216,852.75 96.38	224,567.95 7,715.20-	1,687.50 564.03	0.78
US TREASURY NTS DTD 02/17/2022 1.875% 02/28/2027		300,000.000	290,766.00 96.92	293,015.63 2,249.63-	5,625.00 1,880.10	1.93
<b>TOTAL FIXED INCOME</b>			<b>1,889,001.25</b>	<b>1,928,324.62 39,323.37-</b>	<b>27,625.00 9,056.89</b>	<b>1.46</b>

ACCOUNT NUMBER: **40310000219**

STATEMENT PERIOD: JUNE 01, 2025 THROUGH JUNE 30, 2025

**PORTFOLIO DETAIL ( CONTINUED )**

DESCRIPTION	RATING	PAR VALUE	MARKET VALUE/ PRICE	TAX COST/ UNREALIZED GAIN/LOSS	EST ANNUAL INCOME/ ACCRUED INC	CURRENT YIELD
<b>TOTAL ASSETS</b>			3,428,937.90	3,221,853.93 207,083.97	51,405.52 9,645.86	1.50
<b>TOTAL ACCRUED INC</b>			9,645.86	9,645.86		
<b>GRAND TOTAL ASSETS</b>			3,438,583.76	3,231,499.79 207,083.97	51,405.52 9,645.86	1.50

### TRANSACTION DETAIL

DATE	QUANTITY	DESCRIPTION	TRANSACTION TYPE	CASH	COST BASIS
<b>06/01/25</b>		<b>BEGINNING BALANCE</b>		<b>0.00</b>	<b>3,235,122.32</b>
<b>DIVIDENDS</b>					
06/02/25		MM0000099 DIVIDEND ON FNWM MONEY MARKET PAYABLE 05/31/2025 EFFECTIVE 05/31/2025 25434V302	DIVIDEND	382.72	
06/26/25		DIVIDEND ON 4,791 SHS DIMENSIONAL EMERGING CORE EQUITY MARKET ETF AT .225415 PER SHARE PAYABLE 06/26/2025 EX DATE 06/24/2025 256219106	DIVIDEND	1,079.96	
06/26/25		DIVIDEND ON 1,217.905 SHS DODGE & COX STOCK I AT 1.267 PER SHARE PAYABLE 06/25/2025 EX DATE 06/25/2025 EFFECTIVE 06/25/2025 233203629	DIVIDEND	1,543.09	
06/30/25		DIVIDEND ON 3,107.692 SHS DFA INTERNATIONAL SMALL COMPANY I AT .28369 PER SHARE PAYABLE 06/30/2025 EX DATE 06/27/2025	DIVIDEND	881.62	
<b>TOTAL DIVIDENDS</b>				<b>3,887.39</b>	<b>0.00</b>
<b>INTEREST</b>					
06/12/25		3130AN4T4 INTEREST ON 150,000 UNITS FHLB CONS BD DTD 07/01/2021 .875% 06/12/2026 PAYABLE 06/12/2025 91282CCJ8	INTEREST RCVD	656.25	
06/30/25		INTEREST ON 200,000 UNITS US TREASURY NTS DTD 06/17/2021 .875% 06/30/2026 PAYABLE 06/30/2025	INTEREST RCVD	875.00	
<b>TOTAL INTEREST</b>				<b>1,531.25</b>	<b>0.00</b>
<b>DISTRIBUTIONS</b>					
06/23/25		DISTRIBUTION TO TOWN OF HAMPDEN DISBURSEMENT PER REQUEST OF INDIVIDUAL TRUSTEES DTD 6.16.24	DISBURSEMENT	16,888.22-	
<b>TOTAL DISTRIBUTIONS</b>				<b>16,888.22-</b>	<b>0.00</b>
<b>FEES</b>					
06/09/25		FEE TO FIRST NATIONAL WEALTH MANAGEMENT FOR THE PERIOD ENDING 05/31/2025 BASED ON AVERAGE MARKET VALUE____1,744.07 DISCOUNT_____1,046.44	DISBURSEMENT	697.63-	
06/09/25		FEE TO FIRST NATIONAL WEALTH MANAGEMENT FOR THE PERIOD ENDING 05/31/2025 BASED ON AVERAGE MARKET VALUE____1,744.07 DISCOUNT_____1,046.43	DISBURSEMENT	697.62-	
<b>TOTAL FEES</b>				<b>1,395.25-</b>	<b>0.00</b>

**TRANSACTION DETAIL ( CONTINUED )**

DATE	QUANTITY	DESCRIPTION	TRANSACTION TYPE	CASH	COST BASIS
<b>OTHER DISBURSEMENTS</b>					
06/12/25		3130AN4T4 AMORTIZATION ON 150,000 UNITS FHLB CONS BD DTD 07/01/2021 .875% 06/12/2026 TO ADJUST TAX LOT, AMORTIZATION = 166.02-	AMORTIZATION		166.02-
06/30/25		91282CCJ8 AMORTIZATION ON 200,000 UNITS US TREASURY NTS DTD 06/17/2021 .875% 06/30/2026 TO ADJUST TAX LOT, AMORTIZATION = 237.54-	AMORTIZATION		237.54-
<b>TOTAL OTHER DISBURSEMENTS</b>				<b>0.00</b>	<b>403.56-</b>
<b>SALES AND MATURITIES</b>					
06/30/25	13,746.450-	MM0000099 NET WITHDRAWAL FNWM MONEY MARKET	NET CASH MGMT	13,746.45	13,746.45-
<b>TOTAL SALES AND MATURITIES</b>				<b>13,746.45</b>	<b>13,746.45-</b>
06/30/25		<b>ENDING BALANCE</b>		<b>881.62</b>	<b>3,220,972.31</b>





ACCOUNT NUMBER: 40310000219  
STATEMENT PERIOD: JULY 01, 2025 THROUGH JULY 31, 2025

FIRST NATIONAL WEALTH MANAGEMENT  
P O BOX 940  
DAMARISCOTTA, ME 04543

HAMPDEN ENVIRONMENTAL TRUST  
TOWN OF HAMPDEN  
106 WESTERN AVE  
HAMPDEN, ME 04444

ACCOUNT NAME: HAMPDEN ENVIRONMENTAL TRUST

ADMINISTRATIVE OFFICER: LORRAINE OUELLETTE  
207-669-6368  
LORRAINE.OUELLETTE@THEFIRST.COM

INVESTMENT OFFICER: MATT WEAVER  
866-563-1900  
MATTHEW.WEAVER@THEFIRST.COM




**Proprietary Money Market Disclosure**

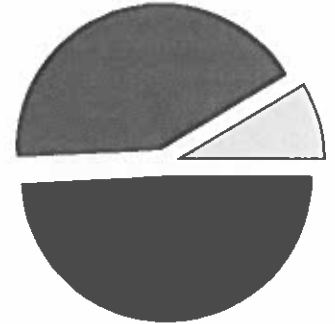
Please be advised that First National Wealth Management may use a First National Bank money market deposit account as a sweep investment vehicle. First National Wealth Management does not receive any compensation from First National Bank for the placement of funds in this account, nor does First National Bank receive any fees from First National Wealth Management for the use of the account. The rate on the account is set by First National Bank. First National Wealth Management reviews its use of the First National Bank money market deposit account on a regular basis to ensure that it is the most appropriate investment for First National Wealth Management client funds.

Though the established client base of First National Wealth Management knows well that excellent service is the bedrock of our business model, referrals are the foundation of our growth. We would be grateful if you could spread the word to friends and associates who may also benefit from our individualized approach to wealth management.

The privacy of our customers is a top priority for us. If you would like to review our annual Privacy Policy on-line, please feel free to visit our website at [www.thefirst.com](http://www.thefirst.com). If you would prefer to receive a hard copy of our privacy policy via regular U.S. mail instead, please call 1-866-563-1900, extension 3411 or send an e-mail request to [hilary.stevens@thefirst.com](mailto:hilary.stevens@thefirst.com)

**PORTFOLIO SUMMARY**

	TAX COST	MARKET VALUE	PERCENT
 CASH AND EQUIVALENTS	296,261.66	296,261.66	8.6%
 EQUITIES	1,198,592.84	1,457,485.82	42.3%
 FIXED INCOME	1,730,139.31	1,689,264.75	49.1%
<b>TOTAL ASSETS</b>	<b>3,224,993.81</b>	<b>3,443,012.23</b>	<b>100.0%</b>
ACCRUED INCOME			
OTHER	10,283.62	10,283.62	
<b>TOTAL ACCRUED INCOME</b>	<b>10,283.62</b>	<b>10,283.62</b>	
<b>TOTAL ASSETS &amp; ACCRUALS</b>	<b>3,235,277.43</b>	<b>3,453,295.85</b>	
<b>BEGINNING MARKET VALUE</b>	<b>3,438,583.76</b>		
<b>ENDING MARKET VALUE</b>	<b>3,453,295.85</b>		



**ACTIVITY SUMMARY**

	THIS PERIOD	YEAR TO DATE	REALIZED CAPITAL GAINS / LOSSES	
			THIS PERIOD	YEAR TO DATE
BEGINNING MARKET VALUE	3,428,937.90	3,297,807.26		
DIVIDENDS AND INTEREST	2,741.71	30,338.30		
DISBURSEMENTS	0.00	49,842.24		
FEEs	1,416.52	9,731.76	LONG TERM	2,312.50
NET CASH SALES/PURCHASES	2,206.81	29,235.70	TOTAL GAINS / LOSSES	2,312.50
CHANGE IN MARKET VALUE	14,955.95	145,204.97		
ENDING MARKET VALUE	3,443,012.23	3,443,012.23		
			INVESTMENT PERFORMANCE	
			THIS PERIOD	YEAR TO DATE
			RATE OF RETURN	0.45%
				6.21%

ACCOUNT NUMBER: 40310000219

STATEMENT PERIOD: JULY 01, 2025 THROUGH JULY 31, 2025

**PORTFOLIO DETAIL**

DESCRIPTION	MARKET VALUE/ PRICE	TAX COST/ UNREALIZED GAIN/LOSS	EST ANNUAL INCOME/ ACCRUED INC	CURRENT YIELD
<b>CASH AND EQUIVALENTS</b>				
FNWM MONEY MARKET	296,261.66 1.00	296,261.66 0.00	12,294.85 1,024.57	4.15
<b>TOTAL CASH AND EQUIVALENTS</b>	<b>296,261.66</b>	<b>296,261.66</b> 0.00	<b>12,294.85</b> 1,024.57	<b>4.15</b>

DESCRIPTION	TICKER	SHARES	MARKET VALUE/ PRICE	TAX COST/ UNREALIZED GAIN/LOSS	EST ANNUAL INCOME/ ACCRUED INC	CURRENT YIELD
<b>EQUITIES</b>						
DFA INTERNATIONAL SMALL COMPANY I	DFISX	3,107.692	72,502.45 23.33	55,999.08 16,503.37	2,358.74	3.25
DIMENSIONAL EMERGING CORE EQUITY MARKET ETF	DFAE	4,791.000	140,040.93 29.23	124,306.61 15,734.32	3,209.97	2.29
DODGE & COX INTERNATIONAL STOCK I	DODFX	5,083.132	310,325.21 61.05	234,483.00 75,842.21	5,713.44	1.84
DODGE & COX STOCK I	DODGX	1,217.905	326,130.60 267.78	283,650.82 42,479.78	4,788.80	1.47
FIDELITY GROWTH COMPANY FUND	FDGRX	6,692.387	294,933.50 44.07	201,611.86 93,321.64	622.39	0.21
FIDELITY LOW-PRICED STOCK #316	FLPSX	2,225.993	97,498.49 43.80	99,361.33 1,862.84-	1,909.90	1.96
MFS MID CAP GROWTH FUND CLASS I	OTCIX	3,106.513	104,130.32 33.52	98,615.74 5,514.58		
NEUBERGER BERMAN GENESIS INSTL	NBGIX	863.572	54,491.39 63.10	51,877.29 2,614.10	82.90	0.15
VANGUARD SMALL CAP VALUE ADMIRAL	VSIAX	673.700	57,432.93 85.25	48,687.11 8,745.82	1,191.10	2.07
<b>TOTAL EQUITIES</b>			<b>1,457,485.82</b>	<b>1,198,592.84</b> 258,892.98	<b>19,877.24</b> 0.00	<b>1.36</b>

**BOND QUALITY SUMMARY**

S & P QUALITY RATING	MARKET VALUE	PERCENT
TREASURY / AGENCY	1,612,795.50	95.5%
NOT RATED	76,469.25	4.5%
<b>Total</b>	<b>1,689,264.75</b>	<b>100.0%</b>

ACCOUNT NUMBER: 40310000219

STATEMENT PERIOD: JULY 01, 2025 THROUGH JULY 31, 2025

**PORTFOLIO DETAIL ( CONTINUED )**

DESCRIPTION	RATING	PAR VALUE	MARKET VALUE/ PRICE	TAX COST/ UNREALIZED GAIN/LOSS	EST ANNUAL INCOME/ ACCRUED INC	CURRENT YIELD
<b>FIXED INCOME</b>						
FHLB CONS BD DTD 08/01/2016 1.875% 09/11/2026	AA+	200,000.000	195,044.00 97.52	202,383.13 7,339.13-	3,750.00 1,458.33	1.92
FHLB CONS BD DTD 07/01/2021 .875% 06/12/2026	AA+	150,000.000	145,905.00 97.27	150,332.96 4,427.96-	1,312.50 178.65	0.90
MAINE HEALTH & HIGHER EDL FACS AUTH REV BDS DTD 06/28/2016 5% 07/01/2026		75,000.000	76,469.25 101.96	76,003.88 465.37	3,750.00 312.50	4.90
US TREASURY NOTES DTD 08/23/2018 2.75% 08/31/2025		100,000.000	99,862.00 99.86	99,432.31 429.69	2,750.00 1,150.82	2.75
US TREASURY NOTES DTD 08/15/2015 2% 08/15/2025		200,000.000	199,808.00 99.90	197,046.88 2,761.12	4,000.00 1,845.30	2.00
US TREASURY NTS DTD 10/22/2020 .25% 10/31/2025		100,000.000	98,990.00 98.99	96,973.16 2,016.84	250.00 63.18	0.25
US TREASURY NTS DTD 02/03/2021 1.125% 02/15/2031		200,000.000	171,954.00 85.98	189,904.40 17,950.40-	2,250.00 1,037.98	1.31
US TREASURY NTS DTD 06/17/2021 .875% 06/30/2026		200,000.000	194,078.00 97.04	200,479.01 6,401.01-	1,750.00 152.17	0.90
US TREASURY NTS DTD 08/19/2021 .75% 08/31/2026		225,000.000	216,940.50 96.42	224,567.95 7,627.45-	1,687.50 706.18	0.78
US TREASURY NTS DTD 02/17/2022 1.875% 02/28/2027		300,000.000	290,214.00 96.74	293,015.63 2,801.63-	5,625.00 2,353.94	1.94
<b>TOTAL FIXED INCOME</b>			<b>1,689,264.75</b>	<b>1,730,139.31</b> <b>40,874.56-</b>	<b>27,125.00</b> <b>9,259.05</b>	<b>1.61</b>
<b>TOTAL ASSETS</b>			<b>3,443,012.23</b>	<b>3,224,993.81</b> <b>218,018.42</b>	<b>59,297.09</b> <b>10,283.62</b>	<b>1.72</b>
<b>TOTAL ACCRUED INC</b>			<b>10,283.62</b>	<b>10,283.62</b>		
<b>GRAND TOTAL ASSETS</b>			<b>3,453,295.85</b>	<b>3,235,277.43</b> <b>218,018.42</b>	<b>59,297.09</b> <b>10,283.62</b>	<b>1.72</b>

**TRANSACTION DETAIL**

DATE	QUANTITY	DESCRIPTION	TRANSACTION TYPE	CASH	COST BASIS
07/01/25		<b>BEGINNING BALANCE</b>		881.62	3,220,972.31
<b>DIVIDENDS</b>					
07/01/25		MM0000099 DIVIDEND ON FNWM MONEY MARKET PAYABLE 06/30/2025 EFFECTIVE 06/30/2025 921937686	DIVIDEND	353.02	
07/01/25		DIVIDEND ON 673.7 SHS VANGUARD SMALL CAP VALUE ADMIRAL AT .3914 PER SHARE PAYABLE 07/01/2025 EX DATE 06/30/2025	DIVIDEND	263.69	
<b>TOTAL DIVIDENDS</b>				616.71	0.00
<b>INTEREST</b>					
07/01/25		56042R6S6 INTEREST ON 75,000 UNITS MAINE HEALTH & HIGHER EDL FACS AUTH REV BDS DTD 06/28/2016 5% 07/01/2026 PAYABLE 07/01/2025 91282CAB7	INTEREST RCVD	1,875.00	
07/31/25		INTEREST ON 200,000 UNITS US TREASURY NTS DTD 07/23/2020 .25% 07/31/2025 PAYABLE 07/31/2025	INTEREST RCVD	250.00	
<b>TOTAL INTEREST</b>				2,125.00	0.00
<b>PURCHASES</b>					
07/31/25	202,206.810	MM0000099 NET DEPOSIT FNWM MONEY MARKET	NET CASH MGMT	202,206.81-	202,206.81
<b>TOTAL PURCHASES</b>				202,206.81-	202,206.81
<b>FEES</b>					
07/08/25		FEE TO FIRST NATIONAL WEALTH MANAGEMENT FOR THE PERIOD ENDING 06/30/2025 BASED ON AVERAGE MARKET VALUE 1,770.65 DISCOUNT 1,062.39	DISBURSEMENT	708.26-	
07/08/25		FEE TO FIRST NATIONAL WEALTH MANAGEMENT FOR THE PERIOD ENDING 06/30/2025 BASED ON AVERAGE MARKET VALUE 1,770.65 DISCOUNT 1,062.39	DISBURSEMENT	708.26-	
<b>TOTAL FEES</b>				1,416.52-	0.00
<b>OTHER DISBURSEMENTS</b>					
07/01/25		56042R6S6 AMORTIZATION ON 75,000 UNITS MAINE HEALTH & HIGHER EDL FACS AUTH REV BDS DTD 06/28/2016 5% 07/01/2026 TO ADJUST TAX LOT, AMORTIZATION = 497.81-	AMORTIZATION		497.81-
<b>TOTAL OTHER DISBURSEMENTS</b>				0.00	497.81-

ACCOUNT NUMBER: 40310000219

STATEMENT PERIOD: JULY 01, 2025 THROUGH JULY 31, 2025

**TRANSACTION DETAIL ( CONTINUED )**

DATE	QUANTITY	DESCRIPTION	TRANSACTION TYPE	CASH	COST BASIS
<b>SALES AND MATURITIES</b>					
07/31/25	200,000.000-	91282CAB7 MATURED 200,000 UNITS US TREASURY NTS DTD 07/23/2020 .25% 07/31/2025	MATURITY	200,000.00	197,687.50-
<b>TOTAL SALES AND MATURITIES</b>				200,000.00	197,687.50-
07/31/25		<b>ENDING BALANCE</b>		0.00	3,224,993.81





---

ACCOUNT NUMBER: **4031000219**  
STATEMENT PERIOD: AUGUST 01, 2025 THROUGH AUGUST 31, 2025

FIRST NATIONAL WEALTH MANAGEMENT  
P O BOX 940  
DAMARISCOTTA, ME 04543

HAMPDEN ENVIRONMENTAL TRUST  
TOWN OF HAMPDEN  
106 WESTERN AVE  
HAMPDEN, ME 04444

ACCOUNT NAME: **HAMPDEN ENVIRONMENTAL TRUST**

ADMINISTRATIVE OFFICER: **LORRAINE OUELLETTE**  
**207-669-6368**  
**LORRAINE.OUELLETTE**  
**@THEFIRST.COM**

INVESTMENT OFFICER: **MATT WEAVER**  
**866-563-1900**  
**MATTHEW.WEAVER**  
**@THEFIRST.COM**

---




**Proprietary Money Market Disclosure**

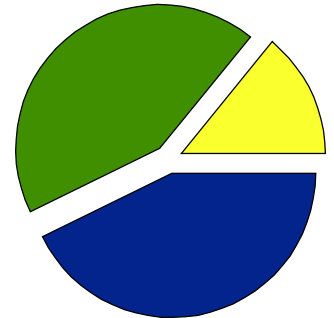
Please be advised that First National Wealth Management may use a First National Bank money market deposit account as a sweep investment vehicle. First National Wealth Management does not receive any compensation from First National Bank for the placement of funds in this account, nor does First National Bank receive any fees from First National Wealth Management for the use of the account. The rate on the account is set by First National Bank. First National Wealth Management reviews its use of the First National Bank money market deposit account on a regular basis to ensure that it is the most appropriate investment for First National Wealth Management client funds.

---

Though the established client base of First National Wealth Management knows well that excellent service is the bedrock of our business model, referrals are the foundation of our growth. We would be grateful if you could spread the word to friends and associates who may also benefit from our individualized approach to wealth management.

**PORTFOLIO SUMMARY**

	TAX COST	MARKET VALUE	PERCENT
 CASH AND EQUIVALENTS	498,312.41	498,312.41	14.2%
 EQUITIES	1,198,592.84	1,504,876.39	43.0%
 FIXED INCOME	1,533,092.43	1,498,157.50	42.8%
<b>TOTAL ASSETS</b>	<b>3,229,997.68</b>	<b>3,501,346.30</b>	<b>100.0%</b>
ACCRUED INCOME OTHER	4,919.30	4,919.30	
<b>TOTAL ACCRUED INCOME</b>	<b>4,919.30</b>	<b>4,919.30</b>	
<b>TOTAL ASSETS &amp; ACCRUALS</b>	<b>3,234,916.98</b>	<b>3,506,265.60</b>	
<b>BEGINNING MARKET VALUE</b>	3,453,295.85		
<b>ENDING MARKET VALUE</b>	3,506,265.60		



**ACTIVITY SUMMARY**

	THIS PERIOD	YEAR TO DATE	REALIZED CAPITAL GAINS / LOSSES	
			THIS PERIOD	YEAR TO DATE
<b>BEGINNING MARKET VALUE</b>	<b>3,443,012.23</b>	<b>3,297,807.26</b>		
DIVIDENDS AND INTEREST	3,487.27	33,825.57		
DISBURSEMENTS	0.00	49,842.24	LONG TERM	2,953.12
FEES	1,436.52	11,168.28	<b>TOTAL GAINS / LOSSES</b>	<b>2,953.12</b>
NET CASH SALES/PURCHASES	2,050.75	27,184.95		
CHANGE IN MARKET VALUE	58,334.07	203,539.04		
<b>ENDING MARKET VALUE</b>	<b>3,501,346.30</b>	<b>3,501,346.30</b>		
			INVESTMENT PERFORMANCE	
			THIS PERIOD	YEAR TO DATE
			RATE OF RETURN	
			1.74%	8.02%

ACCOUNT NUMBER: **4031000219**


STATEMENT PERIOD: AUGUST 01, 2025 THROUGH AUGUST 31, 2025

**PORTFOLIO DETAIL**

DESCRIPTION	MARKET VALUE/ PRICE	TAX COST/ UNREALIZED GAIN/LOSS	EST ANNUAL INCOME/ ACCRUED INC	CURRENT YIELD
<b>CASH AND EQUIVALENTS</b>				
FNWM MONEY MARKET	498,312.41 1.00	498,312.41 0.00	20,729.80 1,727.48	4.16
<b>TOTAL CASH AND EQUIVALENTS</b>	<b>498,312.41</b>	<b>498,312.41</b> 0.00	<b>20,729.80</b> 1,727.48	<b>4.16</b>

DESCRIPTION	TICKER	SHARES	MARKET VALUE/ PRICE	TAX COST/ UNREALIZED GAIN/LOSS	EST ANNUAL INCOME/ ACCRUED INC	CURRENT YIELD
<b>EQUITIES</b>						
DFA INTERNATIONAL SMALL COMPANY I	DFISX	3,107.692	75,920.92 24.43	55,999.08 19,921.84	2,358.74	3.11
DIMENSIONAL EMERGING CORE EQUITY MARKET ETF	DFAE	4,791.000	143,825.82 30.02	124,306.61 19,519.21	3,209.97	2.23
DODGE & COX INTERNATIONAL STOCK I	DODFX	5,083.132	323,083.87 63.56	234,483.00 88,600.87	5,713.44	1.77
DODGE & COX STOCK I	DODGX	1,217.905	339,551.91 278.80	283,650.82 55,901.09	4,788.80	1.41
FIDELITY GROWTH COMPANY FUND	FDGRX	6,692.387	299,082.78 44.69	201,611.86 97,470.92	622.39	0.21
FIDELITY LOW-PRICED STOCK #316	FLPSX	2,225.993	102,284.38 45.95	99,361.33 2,923.05	1,909.90	1.87
MFS MID CAP GROWTH FUND CLASS I	OTCIX	3,106.513	104,596.29 33.67	98,615.74 5,980.55		
NEUBERGER BERMAN GENESIS INSTL	NBGIX	863.572	56,106.27 64.97	51,877.29 4,228.98	82.90	0.15
VANGUARD SMALL CAP VALUE ADMIRAL	VSIAX	673.700	60,424.15 89.69	48,687.11 11,737.04	1,191.10	1.97
<b>TOTAL EQUITIES</b>			<b>1,504,876.39</b>	<b>1,198,592.84</b> 306,283.55	<b>19,877.24</b> 0.00	<b>1.32</b>

**BOND QUALITY SUMMARY**



ACCOUNT NUMBER: **40310000219**

STATEMENT PERIOD: AUGUST 01, 2025 THROUGH AUGUST 31, 2025

**PORTFOLIO DETAIL ( CONTINUED )**

DESCRIPTION	RATING	PAR VALUE	MARKET VALUE/ PRICE	TAX COST/ UNREALIZED GAIN/LOSS	EST ANNUAL INCOME/ ACCRUED INC	CURRENT YIELD
<b>FIXED INCOME</b>						
FHLB CONS BD DTD 08/01/2016 1.875% 09/11/2026	AA+	200,000.000	196,048.00 98.02	202,383.13 6,335.13-	3,750.00 1,770.83	1.91
FHLB CONS BD DTD 07/01/2021 .875% 06/12/2026	AA+	150,000.000	146,527.50 97.69	150,332.96 3,805.46-	1,312.50 288.02	0.90
MAINE HEALTH & HIGHER EDL FACS AUTH REV BDS DTD 06/28/2016 5% 07/01/2026		75,000.000	76,419.00 101.89	76,003.88 415.12	3,750.00 625.00	4.91
US TREASURY NOTES DTD 08/23/2018 2.75% 08/31/2025		100,000.000	100,000.00 100.00	99,432.31 567.69	2,750.00	2.75
US TREASURY NTS DTD 10/22/2020 .25% 10/31/2025		100,000.000	99,354.00 99.35	96,973.16 2,380.84	250.00 84.24	0.25
US TREASURY NTS DTD 02/03/2021 1.125% 02/15/2031		200,000.000	174,618.00 87.31	189,904.40 15,286.40-	2,250.00 103.94	1.29
US TREASURY NTS DTD 06/17/2021 .875% 06/30/2026		200,000.000	195,032.00 97.52	200,479.01 5,447.01-	1,750.00 299.59	0.90
US TREASURY NTS DTD 08/19/2021 .75% 08/31/2026		225,000.000	218,187.00 96.97	224,567.95 6,380.95-	1,687.50 4.66	0.77
US TREASURY NTS DTD 02/17/2022 1.875% 02/28/2027		300,000.000	291,972.00 97.32	293,015.63 1,043.63-	5,625.00 15.54	1.93
<b>TOTAL FIXED INCOME</b>			<b>1,498,157.50</b>	<b>1,533,092.43</b> <b>34,934.93-</b>	<b>23,125.00</b> <b>3,191.82</b>	<b>1.54</b>
<b>TOTAL ASSETS</b>			<b>3,501,346.30</b>	<b>3,229,997.68</b> <b>271,348.62</b>	<b>63,732.04</b> <b>4,919.30</b>	<b>1.82</b>
<b>TOTAL ACCRUED INC</b>			<b>4,919.30</b>	<b>4,919.30</b>		
<b>GRAND TOTAL ASSETS</b>			<b>3,506,265.60</b>	<b>3,234,916.98</b> <b>271,348.62</b>	<b>63,732.04</b> <b>4,919.30</b>	<b>1.82</b>

### TRANSACTION DETAIL

DATE	QUANTITY	DESCRIPTION	TRANSACTION TYPE	CASH	COST BASIS
<b>08/01/25</b>		<b>BEGINNING BALANCE</b>		<b>0.00</b>	<b>3,224,993.81</b>
<b>DIVIDENDS</b>					
08/01/25		MM0000099 DIVIDEND ON FNWM MONEY MARKET PAYABLE 07/31/2025 EFFECTIVE 07/31/2025	DIVIDEND	362.27	
<b>TOTAL DIVIDENDS</b>				<b>362.27</b>	<b>0.00</b>
<b>INTEREST</b>					
08/15/25		912828K74 INTEREST ON 200,000 UNITS US TREASURY NOTES DTD 08/15/2015 2% 08/15/2025 PAYABLE 08/15/2025	INTEREST RCVD	2,000.00	
08/15/25		91282CBL4 INTEREST ON 200,000 UNITS US TREASURY NTS DTD 02/03/2021 1.125% 02/15/2031 PAYABLE 08/15/2025	INTEREST RCVD	1,125.00	
<b>TOTAL INTEREST</b>				<b>3,125.00</b>	<b>0.00</b>
<b>PURCHASES</b>					
08/31/25	202,050.750	MM0000099 NET DEPOSIT FNWM MONEY MARKET	NET CASH MGMT	202,050.75-	202,050.75
<b>TOTAL PURCHASES</b>				<b>202,050.75-</b>	<b>202,050.75</b>
<b>FEES</b>					
08/07/25		FEE TO FIRST NATIONAL WEALTH MANAGEMENT FOR THE PERIOD ENDING 07/31/2025 BASED ON AVERAGE MARKET VALUE___1,795.66 DISCOUNT_____1,077.40	DISBURSEMENT	718.26-	
08/07/25		FEE TO FIRST NATIONAL WEALTH MANAGEMENT FOR THE PERIOD ENDING 07/31/2025 BASED ON AVERAGE MARKET VALUE___1,795.66 DISCOUNT_____1,077.40	DISBURSEMENT	718.26-	
<b>TOTAL FEES</b>				<b>1,436.52-</b>	<b>0.00</b>
<b>SALES AND MATURITIES</b>					
08/15/25	200,000.000-	912828K74 MATURED 200,000 UNITS US TREASURY NOTES DTD 08/15/2015 2% 08/15/2025	MATURITY	200,000.00	197,046.88-
<b>TOTAL SALES AND MATURITIES</b>				<b>200,000.00</b>	<b>197,046.88-</b>
<b>08/31/25</b>		<b>ENDING BALANCE</b>		<b>0.00</b>	<b>3,229,997.68</b>

Eligible Costs Incurred, Proposed for Environmental Trust Reimbursement for FY25

Source of Proposed Reimbursement

Date	Invoice #	Paid	Vendor	Purpose	Expense	Category of Stormwater Management Cost					Receipt	Date to Env. Trust	Account #		
						Maintenance	Compliance Documentation	Supplies	Contracted Services	Training/Travel				Principal	Income
7/1/24	1022054	7/10/24	Sargent	Stone for Culverts	\$ 1,095.65			\$1,095.65				\$ 1,095.65	Y	9/5/24	10-10-22-01
7/3/24	110091	8/14/24	Hampden Hardware	Supplies	\$ 12.99			\$12.99				\$ 12.99	Y	9/5/24	10-10-22-20
7/5/24	2559-8	8/14/24	Sherwin-Williams Bangor	Marking Catch basin	\$ 320.00			\$320.00				\$ 320.00	Y	9/5/24	10-10-22-10
7/8/24		7/10/24	Dudley Patterson	100 Bales Hay	\$ 500.00			\$500.00				\$ 500.00	Y	9/5/24	10-10-22-01
7/10/24	82369	8/14/24	Hampden Hardware	Stormwater Supplies	\$ 26.36			\$26.36				\$ 26.36	Y	9/5/24	10-10-22-10
8/2/24	55561	8/14/24	JIMAR Construction Products	Ditch Fabric	\$ 513.50			\$513.50				\$ 513.50	Y	9/5/24	10-10-22-10
8/6/24	650052	8/28/24	Hughes Bros., Inc	Marina Culvert Repair	\$ 522.00			\$522.00				\$ 522.00	Y	9/5/24	10-10-22-01
8/8/24	10117	8/14/24	Whitmore Contracting, Inc.	Summer St. Culvert	\$ 6,800.00				\$6,800.00			\$ 6,800.00	Y	9/5/24	10-10-22-01
9/22/24	3244	10/3/24	Drumlin Environmental, LLC	Landfill Monitoring	\$ 3,300.00		\$3,300.00					\$ 3,300.00	Y	12/12/24	10-10-22-05
9/26/24	6395142	10/26/24	Everett J. Prescott Inc.	Stormwater Repair Supplies	\$ 256.84			\$256.84				\$ 256.84	Y	12/12/24	10-10-22-01
10/30/24	2024-1639	11/14/24	SEE	Federal Culvert Grant	\$ 860.00		\$860.00		\$860.00			\$ 860.00	Y	12/12/24	10-10-22-20
10/30/24	2024-1651	11/14/24	SEE	Sewer Mapping	\$ 3,250.00				\$3,250.00			\$ 3,250.00	Y	12/12/24	60-10-60-22
11/4/24	2024-1640	11/14/24	SEE	MS4 Compliance	\$ 10,968.40		\$10,968.40					\$ 10,968.40	Y	12/12/24	10-10-22-05
11/14/24	27	11/27/24	Dept. of Environmental Protection	2025 Annual Dues	\$ 362.00		\$362.00					\$ 362.00	Y	12/12/24	10-10-22-05
12/9/24	33375	1/2/25	Plymouth Engineering, Inc.	Municipal Bldg. USF	\$ 498.00				\$498.00			\$ 498.00	Y	3/13/25	10-10-22-05
1/16/25	2024-1641	1/29/25	SEE	Watershed Plan	\$ 28,167.27		\$28,167.27					\$ 28,167.27	Y	3/13/25	10-10-22-05
1/16/25	2024-1678	1/29/25	SEE	MS4 Compliance	\$ 4,288.75		\$4,288.75					\$ 4,288.75	Y	3/13/25	10-10-22-05
4/11/25	144233	4/16/25	Fastenal	To make S.W. Drains	\$ 55.72			\$55.72				\$ 55.72	Y	6/12/25	10-10-22-10
1/9/25	2025-3	4/16/25	BASWG	BASWG Dues	\$ 4,000.00		\$4,000.00					\$ 4,000.00	Y	6/12/25	10-10-22-05
3/31/25	2025-1742	4/30/25	SEE	MS4 Compliance	\$ 2,945.00		\$2,945.00					\$ 2,945.00	Y	6/12/25	10-10-22-05
3/31/25	2025-1752	4/30/25	SEE	Sucker Brook Management Plan	\$ 7,637.50		\$7,637.50					\$ 7,637.50	Y	6/12/25	10-10-22-05
4/22/25	33772	5/15/25	Plymouth Engineering, Inc.	Municipal Bldg. USF	\$ 825.00		\$7,637.50		\$825.00			\$ 825.00	Y	6/12/25	10-10-22-05
5/15/25	33874	5/28/25	Plymouth Engineering, Inc.	Municipal Bldg. USF	\$ 1,425.00				\$1,425.00			\$ 1,425.00	Y	6/12/25	10-10-22-05
6/27/25	2025-1802	6/30/25	SEE	Compliancr & Permitting	\$ 2,118.75		\$2,118.75					\$ 2,118.75	Y	9/11/25	10-10-22-05
6/30/25	2025-1777	6/30/25	SEE	MS4 Compliance	\$ 9,651.21		\$9,651.21					\$ 9,651.21	Y	9/11/25	10-10-22-05
6/30/25	2525-1778	6/30/25	SEE	Compliancr & Permitting	\$ 43,261.86		\$4,361.86					\$ 4,361.86	Y	9/11/25	10-10-22-05

\$ 133,661.80

1-351-00 R 01-48

\$ 94,761.80 Total Invoices as of

YTD reimbursed to General Fund: \$ 78,629.98

Total Proposed for Reimbursement to General Fund 06/12/2025 \$ 16,131.82

Total Proposed in Current Fiscal Year for Reimbursement to General Fund: \$ 94,761.80

FY25 Invoices as of 9/11/2025 - \$94,761.80  
As of June 30 the max spending for FY25 is \$137,157.52 or 4% of \$3,428,937.90

	YTD	Deposit to:
Total from Principal		1-351-00 HCB
Total from Income	\$ 94,761.80	R 01-48 Env Tr Rev

Budgeted revenue	\$ 142,500.00	FY25 Town Budget
Remaining budgeted revenue (FY25)	\$ 47,738.20	

**INVOICE**

STILLWATER ENVIRONMENTAL  
ENGINEERING, INC.  
PO Box 426  
Orono, ME, 04473

pnuck@stillwaterenv.com  
+1 (207) 949-0074  
http://www.stillwaterenv.com

COPY



FW 25 (C)  
10-10-22-05  
VJS 6/20/25  
COMPLIANCE & PERMITTING

Bill to  
Victor Smith P.E.  
Town of Hampden  
106 Western Avenue  
Hampden, ME 04444

**Invoice details**

Invoice no.: 2025-1802  
Terms: Net 15  
Invoice date: 06/27/2025

P.O. Number: Northeast Paving Stream  
Bank

#	Date	Product or service	Description	Qty	Rate	Amount
1.	06/27/2025	Senior Project Manager	Tasks: * Client correspondence * Field data collection (5/9/25) * Engineering design * Site plan preparation * NRPA PBR application preparation	12.5	\$120.00	\$1,500.00
2.	06/27/2025	Assistant Environmental Engineer	Task: * Field data collection assistance * Site plan preparation assistance	8.25	\$75.00	\$618.75

**Total** **\$2,118.75**

**Note to customer**

For professional services provided by SEE for the period of April 1 through June 27, 2025.

**INVOICE**

STILLWATER ENVIRONMENTAL  
ENGINEERING, INC.  
PO Box 426  
Orono, ME 04473

pruck@stillwaterenv.com  
+1 (207) 949-0074  
http://www.stillwaterenv.com

COPY



Bill to  
Victor Smith P.E.  
Town of Hampden  
106 Western Avenue  
Hampden, ME 04444

FY 25 (C)  
10-10-22-05  
VJS 6/30/25  
MS4 COMPLIANCE

**Invoice details**

Invoice no.: 2025-1777  
Terms: Due on receipt  
Invoice date: 06/30/2025

P.O. Number: MS4 - Q2

#	Date	Product or service	Description	Qty	Rate	Amount
1.	06/30/2025	Senior Project Manager/Senior Environmental Engineer	Task: * Client correspondence * Review PY3 actions items with CB * Discuss inspection results with staff * Discuss MOA with CB * Prepare for and provide annual SW101 training for Town Council on 4/28 * Prepare for and provide annual training for Public Works Staff on 6/11	11.5	\$140.00	\$1,610.00
2.	06/30/2025	Senior Project Manager	Task: * PY3 PC inspection oversight * Review results with staff * Review Town Council PY3 MS4 packet	2	\$120.00	\$240.00
3.	06/30/2025	Project Manager	Tasks: * Client correspondence * MS4 outfall inspection oversight * Memorandum of agreement preparation * Preparation of new low impact development (LID) ordinance * MS4 education and outreach * Oversight of catch basin inspections * SW101 Follow up	15	\$100.00	\$1,500.00
4.	06/30/2025	Assistant Project Scientist	Task: * Assist with MS4 education and	16.5	\$75.00	\$1,237.50

outreach:  
 \* SW101 Town Council Packet and Presentation  
 \* PW annual training quizzes and sign in sheet

5.	06/30/2025	<b>Assistant Environmental Engineer</b>	Tasks: * PC inspections performed on 5/7/2025: * Lura Hoyt Pool * Marina Road * Chickadee Lane * MS4 and PC inspection tracking	25	\$75.00	\$1,875.00
6.	06/30/2025	<b>Environmental Engineering Technician</b>	Tasks: * Fulcrum to GIS synchronization	4	\$65.00	\$260.00
7.	06/30/2025	<b>Intern</b>	Task: * Catch basin inspections	44.5	\$55.00	\$2,447.50
8.	06/30/2025	<b>Technology Fee 1</b>	Monthly Fulcrum App Charge (April, May, June)	3	\$75.00	\$225.00
9.	06/30/2025	<b>Reimbursable Expenses</b>	Reimbursable expenses: * MS4 marking supplies (\$47.17)	1	\$47.17	\$47.17
10.	06/30/2025	<b>Travel Expenses</b>	Mileage	268	\$0.78	\$209.04

**Total**

**\$9,651.21**

**Note to customer**

For professional services provided by SEE for the period of April 1 through June 30, 2025.

**INVOICE**

STILLWATER ENVIRONMENTAL  
ENGINEERING, INC.  
PO Box 426  
Orono, ME 04473

pruck@stillwaterenv.com  
+1 (207) 949-0074  
http://www.stillwaterenv.com

COPY



Bill to  
Victor Smith P.E.  
Town of Hampden  
106 Western Avenue  
Hampden, ME 04444

FY 25 (C)  
10-10-22-05  
VJS 6/30/25  
COMPLIANCE & PERMITTING

**Invoice details**

Invoice no.: 2025-1778  
Terms: Due on receipt  
Invoice date: 06/30/2025

P.O. Number: 2025 Sucker Brook WBMP

#	Date	Product or service	Description	Qty	Rate	Amount
1.	06/30/2025	Senior Project Manager/Senior Environmental Engineer	Task: * Review WBMP progress with staff	1	\$140.00	\$140.00
2.	06/30/2025	Senior Project Manager	Tasks: * WBMP SCM preparation and assessment * WBMP stream crossing assessment	32.5	\$120.00	\$3,900.00
3.	06/30/2025	Project Manager	Tasks: * Client correspondence * Meeting with MDEP and preparation * WBMP project management * Stakeholder participation discussions	2	\$100.00	\$200.00
4.	06/30/2025	Assistant Environmental Engineer	Tasks: * SCS site visit performed on 4/3/2025	1.5	\$75.00	\$112.50
5.	06/30/2025	Travel Expenses	Mileage	12	\$0.78	\$9.36

**Total \$4,361.86**

**Note to customer**

For professional services provided by SEE for the period of April 1 through June 30, 2025.

Eligible Costs Incurred, Proposed for Environmental Trust Reimbursement for FY26

Source of Proposed Reimbursement

Date	Invoice #	Paid	Vendor	Purpose	Expense	Category of Stormwater Management Cost					Source of Proposed Reimbursement			
						Maintenance	Compliance Documentation	Supplies	Contracted Services	Training/Travel	Principal	Income	Receipt	Date to Env. Trust
7/10/25	18352	7/16/25	Allen's Environmental	Culvert - Kennebec Rd	\$ 426.50	\$ 426.50					\$ 426.50	Y	9/11/25	10-10-22-01
8/12/25		8/13/25	Dudley Patterson	120 bales of hay	\$ 600.00			\$ 600.00			\$ 600.00	Y	9/11/25	10-10-22-01
8/4/25	654744	8/28/25	Hughes Bros, Inc.	Kennebec Rd. Flowable Fill	\$ 322.00			\$ 322.00			\$ 322.00	Y	9/11/25	10-10-22-01
9/30/25	2025-1830		SEE	Sucker Brook	\$ 4,240.75				\$4,240.75		\$ 4,240.75	Y	9/11/25	10-10-22-05
					<b>\$ 5,589.25</b>						<b>1-351-00</b>	<b>R 01-48</b>		
											<b>\$ 5,589.25</b>			

YTD reimbursed to General Fund:

**Total Proposed for Reimbursement to General Fund 09/11/2025 \$ 5,589.25**

**Total Proposed in Current Fiscal Year for Reimbursement to General Fund: \$ 5,589.25**

FY26 Invoices as of 9/11/2025 - \$5,589.25

As of August 31 the max spending for FY26 is \$140,053.85 or 4% of \$3,501,346.30

	YTD	Deposit to:
Total from Principal		1-351-00 HCB
Total from Income	\$ 5,589.25	R 01-48 Env Tr Rev

Budgeted revenue	\$ 133,000.00	FY26 Town Budget
Remaining budgeted revenue (FY26)	\$ 127,410.75	

Source: Wanda Libbey, CED Administrative Assistant

As of 09/8/2025

FY26

Allen's Environmental  
P.O.Box 109  
Presque Isle, ME 04769


# Invoice

Date	Invoice #
7/10/2025	18352

Bill To
Town of Hampden 106 Western Ave. Hampden, ME 04444

**ALLEN'S**  
**Drain Cleaning Services**  
 Vacuum & High Pressure Cleaning  
**764-9336 1 888 942-9336**  
**Fax 762-3025**

Allen's Environmental Services, Inc.



P.O. No.	Terms
	ON RECEIPT

Quantity	Description	Rate	Amount
	3/19/25 Clear culvert on Kennebec road in Hampden	0.00	0.00
1	Vacuum truck hours	305.00	305.00
1	Laborer hours	95.00	95.00
	Consumables	26.50	26.50
<p>Acct. No. <u>10-10-22-01</u>            Date <u>7.15.20</u>            Initials <u>VLS</u>            Description <u>Culvert-Kennebec</u></p>			
<div data-bbox="487 1480 803 1669" data-label="Text"> <p><b>RECEIVED</b>  BY: _____</p> </div>			

TERMS: NET 30 DAYS. After 30 days an additional 2% interest will be added to your bill monthly. We now accept Credit and Debit cards along with Checks and Cash.	<b>Total</b>	\$426.50
	<b>Payments/Credits</b>	\$0.00
	<b>Balance Due</b>	\$426.50

August 12, 2025

Dudley Patterson  
116 Patterson Rd.  
Hampden, ME 04444

PAID  
JL

Sold to Town of Hampden 120 bales of hay at \$5.00 per bale.

Amount Due \$600.00

10-10-22-01  
Invoice No. Dudley Hay Sale  
Date 8.12.25  
Invoice  
Description Hay



Wright Bros. Inc.  
215 Main Road North  
Hampden, Maine 04444-1901

# Invoice

Date	Invoice #
8/4/2025	654744

<b>Bill To</b>
Town of Hampden 106 Western Ave. Hampden, ME 04444

<b>Ship To</b>
KENNABEC RD Hampden ME

P.O. No.	Terms	Due Date	Ship Via	FOB
	Net 30	9/3/2025	Delivered	

Qty	Description	Price Each	Amount
2	FLOWABLE FILL	91.00	182.00
1	MINIMUM LOAD CHARGE	140.00	140.00
	Tickets 43327		

RECEIVED

AUG 11 2025

BY: \_\_\_\_\_

10-10-22-01

Acct. No. \_\_\_\_\_

Date \_\_\_\_\_

Initials \_\_\_\_\_

Description \_\_\_\_\_

Amount 322.00

P A I D

AUG 11 2025

*Se*

Invoice #
654744

<b>Total</b>	\$322.00
<b>Payments/Credits</b>	\$0.00
<b>Balance Due</b>	\$322.00

# INVOICE

STILLWATER ENVIRONMENTAL  
ENGINEERING, INC.  
PO Box 426  
Orono, ME 04473

pruck@stillwaterenv.com  
+1 (207) 949-0074  
http://www.stillwaterenv.com



**Bill to**  
Victor Smith P.E.  
Town of Hampden  
106 Western Avenue  
Hampden, ME 04444

COPY

### Invoice details

Invoice no.: 2025-1830  
Terms: Net 15  
Invoice date: 09/30/2025

P.O. Number: Northeast Paving Stream  
Bank



#	Date	Product or service	Description	Qty	Rate	Amount
1.	08/31/2025	Senior Project Manager/Senior Environmental Engineer	Tasks: * Review NRPA PBR submittal	1	\$150.00	\$150.00
2.	08/31/2025	Senior Project Manager	Tasks: * Engineering drafting design * NRPA PBR Application preparation * Abutter notifications * NRPA PBR submission	20	\$130.00	\$2,600.00
3.	08/31/2025	Assistant Environmental Engineer	Tasks: * Engineering drafting design assistance * NRPA PBR application preparation assistance * Abutter notification letter preparation and mailing	13.75	\$85.00	\$1,168.75
4.	08/31/2025	Reimbursable Expenses	NRPA PBR Application Fee	1	\$322.00	\$322.00
<b>Total</b>						<b>\$4,240.75</b>

### Note to customer

For professional services provided by SEE through the period of June 28 to September 30, 2025.

10-10-22-05  
VJS 9/8/25  
SUCKER BOOK



## **Memorandum**

TO: Environmental Trust members  
FROM: Paula Scott, Town Manager  
DATE: August 25, 2025  
RE: PFAS sampling in residential wells

---

As you are aware, I sent a letter to Casella back in February requesting that they embark on a program to test abutting residential wells for the presence of PFAS. You may recall that I never received a response and resent the letter in April, sending it certified. As discussed at the last meeting, I believed that they were waiting for LD1604 to pass and get through rulemaking instead of committing to their own independent program. This is a copy of the response that I finally received which confirms that. As indicated, they are required to follow the program established by the legislature. This is just an informational follow up memo to inform the committee of the response received from Casella. We have posted this on our website for information to the public as well.



ESTABLISHED 1975

August 21, 2025

Paula A. Scott, Town Manager  
Town of Hampden  
106 Western Avenue  
Hampden, Maine 04444

Re: Pine Tree Landfill groundwater monitoring

Dear Ms. Scott:

I am writing in response to your letter to me, dated February 25, 2025, requesting that Casella conduct additional sampling and analysis for PFAS compounds at the Pine Tree Landfill.

As you may know, the Legislature recently enacted LD 1604, "An Act to Protect Groundwater and Surface Waters from Perfluoroalkyl and Polyfluoroalkyl Substances from Landfill Leachate." That new law, which takes effect later this year, will require us to integrate PFAS sampling and analysis into our Maine DEP-approved water quality monitoring plan. The results from those tests must be submitted to DEP and the DEP is required to make the results publicly available. Additionally, the new law also requires us, upon request, to conduct sampling and analysis for PFAS of a private water supply well on an abutting parcel that is used by the owner for drinking water purposes. If the results show potential impacts from the landfill, the DEP shall require further testing.

Casella will continue to comply with all DEP-mandated sampling and testing requirements, including the new requirements of LD 1604, but given the complexity of the issue, we do not plan to go beyond what is legally required at this time. We respectfully suggest that this will provide the Town with the information that it needs to ensure protection of public health.

We appreciate the Town's shared interest in Pine Tree Landfill and look forward to continuing to cooperate with you on this and other issues.

Sincerely,

A handwritten signature in blue ink, appearing to read "Wayne Boyd". The signature is fluid and cursive, written over a light blue horizontal line.

Wayne Boyd  
General Manager  
Casella Waste Systems, Inc.  
358 Emerson Mill Rd  
p. 207.862.4200. ext. 224 | c. 207-694-5510

cc: Brian Pierce, Sevee & Maher Engineers, Inc.  
Lisa Jacob, Sevee & Maher Engineers, Inc.