

**HAMPDEN ENVIRONMENTAL TRUST
COMMITTEE MEETING**

Tuesday, March 24, 2026

**10:30 A.M.
HAMPDEN TOWN OFFICE**

A G E N D A

1. Call to Order
2. Approval of Meeting Minutes – December 11, 2025
3. Review of financial statements from Institutional Trustee (First National Bank).
4. Review of proposed FY26 costs for reimbursement or payment from Environmental Trust, Income.
 - a. General Fund payments for Stormwater Management total \$23,538.36.
5. Other Business
 - a. Update on the residential well testing program
 - b. Update on Sucker Brook Watershed Management Plan Stakeholders meeting held on March 3, 2026.
6. Set a date for the next meeting.
7. Adjourn

**HAMPDEN ENVIRONMENTAL TRUST
COMMITTEE MEETING**

Wednesday, December 17, 2025

10:30 A.M.

HAMPDEN TOWN OFFICE

Minutes

1. Call to Order

Chair White opened the meeting at 10:30 a.m.

2. Approval of Meeting Minutes – September 11, 2025

Trustee Lippincott moved to approve the meeting minutes from September 11, 2025; Councilor Swalec seconded the motion. Vote 3/0/0 (Unanimous).

3. Review of financial statements from Institutional Trustee (First National Bank).

The Committee reviewed the statements provided by First National Bank. There was no discussion.

4. Review of proposed FY26 costs for reimbursement or payment from Environmental Trust, Income.

- a. General Fund payments for Stormwater Management total \$21,555.18.

Trustee Lippincott moved to approve the reimbursement to the Town's General Fund from the FY26 Environmental Trust Income in the amount \$21,555.18. Councilor Swalec seconded the motion. Vote 3/0/0 (Unanimous).

5. Other Business

- a. Update on the residential well testing program.

Town Manager Scott informed the Committee that the Town mailed approximately 200 flyers to residence located within 300 feet of the Pine Tree Landfill. The flyers notified residents that Department of Environmental Protection (DEP) will require the owner to provide a free PFAS water testing to those interested.

Town Manager Scott informed the committee that a last-minute change to the law prevented many property owners from qualifying because their property did not touch the landfill property. She has reached out to the Town's legislative delegation for assistance on amending the law.

Committee members requested that the Town Manager contact the DEP to inquire about the number of residents who have contacted the department following the mailing and to confirm how many of those residents currently qualify for the testing.

6. Set a date for the next meeting.

The Environmental Trust Committee reached a consensus to hold the next meeting on March 19, 2026, at 10:30 a.m.

7. Adjourn

Trustee Lippincott moved to adjourn the meeting at 11:00 a.m.; Councilor Swalec seconded to motion. Vote 3/0/0 (Unanimous).



ACCOUNT NUMBER: 40310000219

STATEMENT PERIOD: DECEMBER 01, 2025 THROUGH DECEMBER 31, 2025

FIRST NATIONAL WEALTH MANAGEMENT
P O BOX 940
DAMARISCOTTA, ME 04543

HAMPDEN ENVIRONMENTAL TRUST
TOWN OF HAMPDEN
106 WESTERN AVE
HAMPDEN, ME 04444

ACCOUNT NAME: HAMPDEN ENVIRONMENTAL TRUST

ADMINISTRATIVE OFFICER: LORRAINE OUELLETTE
207-669-6368
LORRAINE.OUELLETTE@THEFIRST.COM

INVESTMENT OFFICER: MATT WEAVER
866-563-1900
MATTHEW.WEAVER@THEFIRST.COM

Proprietary Money Market Disclosure

Please be advised that First National Wealth Management may use a First National Bank money market deposit account as a sweep investment vehicle. First National Wealth Management does not receive any compensation from First National Bank for the placement of funds in this account, nor does First National Bank receive any fees from First National Wealth Management for the use of the account. The rate on the account is set by First National Bank. First National Wealth Management reviews its use of the First National Bank money market deposit account on a regular basis to ensure that it is the most appropriate investment for First National Wealth Management client funds.




Maine Uniform Trust Code - Limitation of Action against a Trustee

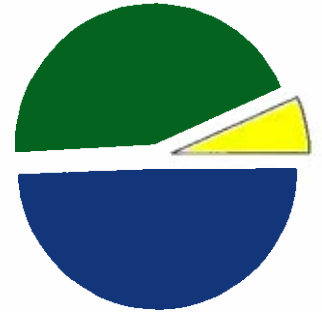
Pursuant to Maine law (M.R.S. Title 18-B, Sec. 1005), you have one year from your receipt of this accounting or report to make an objection to any item set forth in the accounting or report. Any objection you make must be in writing; it must be delivered to the Trustee within the period stated above; and it must state your objection. Your failure to deliver a written objection to the Trustee within the period stated above will permanently prevent you from later asserting this objection against the Trustee. If you have any questions or would like to discuss your account, please contact your account administrator.

Message for IRA Owners

This statement reflects the year-end fair market value of your IRA. This information will be provided to the IRS on Form 5498. The IRS will also be provided with the amount of your RMD (required minimum distribution) for 2025 if you are 73 years of age or older. You will receive a separate statement from us by January 31st indicating the amount of your RMD.

PORTFOLIO SUMMARY

	TAX COST	MARKET VALUE	PERCENT
 CASH AND EQUIVALENTS	234,386.01	234,386.01	6.5%
 EQUITIES	1,277,032.39	1,577,944.77	44.1%
 FIXED INCOME	1,798,240.08	1,769,607.95	49.4%
TOTAL ASSETS	3,309,658.48	3,581,938.73	100.0%
ACCRUED INCOME OTHER	15,943.87	15,943.87	
TOTAL ACCRUED INCOME	15,943.87	15,943.87	
TOTAL ASSETS & ACCRUALS	3,325,602.35	3,597,882.60	
BEGINNING MARKET VALUE	3,566,300.93		
ENDING MARKET VALUE	3,597,882.60		



ACTIVITY SUMMARY

	THIS PERIOD	YEAR TO DATE	REALIZED CAPITAL GAINS / LOSSES	
			THIS PERIOD	YEAR TO DATE
BEGINNING MARKET VALUE	3,552,199.98	3,297,807.26		
DIVIDENDS AND INTEREST	85,279.79	138,683.87		
DISBURSEMENTS	0.00	71,563.31	LONG TERM	70,008.26
FEEs	1,471.16	17,032.11	SHORT TERM	324.22
NET CASH SALES/PURCHASES	83,808.63	50,088.45	TOTAL GAINS / LOSSES	70,332.48
CHANGE IN MARKET VALUE	29,738.75	284,131.47		108,789.45
ENDING MARKET VALUE	3,581,938.73	3,581,938.73	INVESTMENT PERFORMANCE	
			THIS PERIOD	YEAR TO DATE
			RATE OF RETURN	0.88%
				11.30%

ACCOUNT NUMBER: 40310000219

STATEMENT PERIOD: DECEMBER 01, 2025 THROUGH DECEMBER 31, 2025

PORTFOLIO DETAIL

DESCRIPTION	MARKET VALUE/ PRICE	TAX COST/ UNREALIZED GAIN/LOSS	EST ANNUAL INCOME/ ACCRUED INC	CURRENT YIELD
CASH AND EQUIVALENTS				
FMMW MONEY MARKET	234,386.01 1.00	234,386.01 0.00	8,906.66 742.22	3.80
TOTAL CASH AND EQUIVALENTS	234,386.01	234,386.01 0.00	8,906.66 742.22	3.80

DESCRIPTION	TICKER	SHARES	MARKET VALUE/ PRICE	TAX COST/ UNREALIZED GAIN/LOSS	EST ANNUAL INCOME/ ACCRUED INC	CURRENT YIELD
EQUITIES						
DFA INTERNATIONAL SMALL COMPANY I	DFISX	3,107.692	79,494.76 25.58	55,999.08 23,495.68	2,532.77	3.19
DFA DIMENSIONAL EMERGING CORE EQUITY MARKET ETF	DFAE	4,791.000	156,042.87 32.57	124,306.61 31,736.26	3,439.94	2.20
DODGE & COX INTERNATIONAL STOCK I	DODFX	20,854.755	343,269.27 16.46	242,953.53 100,315.74	8,654.72	2.52
DODGE & COX STOCK I	DODGX	20,910.465	346,904.61 16.59	307,032.65 39,871.96	4,955.78	1.43
FIDELITY GROWTH COMPANY FUND	FDGRX	7,019.436	335,669.43 47.82	217,512.97 118,156.46	652.81	0.19
FIDELITY LOW-PRICED STOCK	FLPSX	2,468.034	101,757.04 41.23	109,452.45 7,695.41-	2,505.05	2.46
MFS MID CAP GROWTH FUND CLASS I	OTCIX	3,571.002	99,738.09 27.93	111,766.33 12,027.24-		
NEUBERGER GENESIS INSTITUTIONAL	NBGIX	998.672	53,748.53 53.82	59,322.66 5,574.13-	210.72	0.39
VANGUARD SMALL CAP VALUE INDEX ADMIRAL	VSIAX	673.700	61,320.17 91.02	48,687.11 12,633.06	1,197.84	1.95
TOTAL EQUITIES			1,577,944.77	1,277,032.39 300,912.38	24,149.63 0.00	1.53

BOND QUALITY SUMMARY



S & P QUALITY RATING	MARKET VALUE	PERCENT
TREASURY / AGENCY	1,234,846.75	69.8%
AA	350,842.45	19.8%
AA-	52,102.50	2.9%
A+	56,037.00	3.2%
NOT RATED	75,779.25	4.3%
Total	1,769,607.95	100.0%

ACCOUNT NUMBER: 40310000219

STATEMENT PERIOD: DECEMBER 01, 2025 THROUGH DECEMBER 31, 2025

PORTFOLIO DETAIL (CONTINUED)

DESCRIPTION	RATING	PAR VALUE	MARKET VALUE/ PRICE	TAX COST/ UNREALIZED GAIN/LOSS	EST ANNUAL INCOME/ ACCRUED INC	CURRENT YIELD
FIXED INCOME						
AUBURN ME GO BDS DTD 05/03/2021 4% 11/01/2028	AA-	50,000.000	52,102.50 104.21	52,365.50 263.00-	2,000.00 333.33	3.84
FHLB CONS BD DTD 08/01/2016 1.875% 09/11/2026	AA+	200,000.000	197,606.00 98.80	201,584.41 3,978.41-	3,750.00 1,145.83	1.90
FHLB CONS BD DTD 07/01/2021 .875% 06/12/2026	AA+	150,000.000	148,218.00 98.81	150,166.02 1,948.02-	1,312.50 69.27	0.89
MAINE FIN AUTH REV BDS DTD 07/25/2024 5% 07/01/2028	AA	55,000.000	58,216.95 105.85	59,364.25 1,147.30-	2,750.00 1,375.00	4.72
MAINE FIN AUTH REV BDS DTD 07/25/2024 5% 07/01/2033	AA	50,000.000	57,653.00 115.31	58,252.00 599.00-	2,500.00 1,250.00	4.34
MAINE HEALTH & HIGHER EDL FACS AUTH REV BDS DTD 06/02/2022 5% 07/01/2032	AA	50,000.000	56,622.00 113.24	56,875.00 253.00-	2,500.00 1,250.00	4.42
MAINE HEALTH & HIGHER EDL FACS AUTH REV BDS DTD 06/28/2016 5% 07/01/2026		75,000.000	75,779.25 101.04	76,003.88 224.63-	3,750.00 1,875.00	4.95
MAINE HEALTH & HIGHER EDL FACS AUTH REV BDS DTD 07/25/2023 5% 07/01/2029	AA	50,000.000	53,952.00 107.90	54,115.50 163.50-	2,500.00 1,250.00	4.63
MAINE HEALTH & HIGHER EDL FACS AUTH REV BDS DTD 11/06/2019 4% 07/01/2035-2029	AA	65,000.000	66,820.00 102.80	66,865.50 45.50-	2,600.00 1,300.00	3.89
MAINE HEALTH & HIGHER EDL FACS AUTH REV BDS DTD 09/10/2024 5% 07/01/2034	AA	50,000.000	57,578.50 115.16	58,077.50 499.00-	2,500.00 1,250.00	4.34
MAINE REGIONAL SCH UNIT NO 26 GO BDS DTD 09/11/2025 5% 09/01/2031	A+	50,000.000	56,037.00 112.07	56,845.00 808.00-	2,500.00 763.89	4.46
US TREASURY NTS DTD 02/03/2021 1.125% 02/15/2031		200,000.000	176,274.00 88.14	189,904.40 13,630.40-	2,250.00 849.86	1.28
US TREASURY NTS DTD 06/17/2021 .875% 06/30/2026		200,000.000	197,396.00 98.70	200,237.54 2,841.54-	1,750.00 4.83	0.89
US TREASURY NTS DTD 08/19/2021 .75% 08/31/2026		225,000.000	220,884.75 98.17	224,567.95 3,683.20-	1,687.50 573.38	0.76
US TREASURY NTS DTD 02/17/2022 1.875% 02/28/2027		300,000.000	294,468.00 98.16	293,015.63 1,452.37	5,625.00 1,911.26	1.91
TOTAL FIXED INCOME			1,769,607.95	1,798,240.08 28,632.13-	39,975.00 15,201.65	2.26
TOTAL ASSETS			3,581,938.73	3,309,658.48 272,280.25	73,031.29 15,943.87	2.04
TOTAL ACCRUED INC			15,943.87	15,943.87		
GRAND TOTAL ASSETS			3,597,882.60	3,325,602.35 272,280.25	73,031.29 15,943.87	2.04

TRANSACTION DETAIL

DATE	QUANTITY	DESCRIPTION	TRANSACTION TYPE	CASH	COST BASIS
12/01/25		BEGINNING BALANCE		0.00	3,226,258.26
DIVIDENDS					
12/01/25		MM0000099 DIVIDEND ON FNWM MONEY MARKET PAYABLE 11/30/2025 EFFECTIVE 11/30/2025	DIVIDEND	830.80	
12/08/25		316345305 DIVIDEND ON 2,419.572 SHS FIDELITY LOW-PRICED STOCK AT .357 PER SHARE PAYABLE 12/08/2025 EX DATE 12/05/2025	DIVIDEND	863.79	
12/08/25		316345305 SHORT TERM CAPITAL GAINS DIVIDEND ON 2,419.572 SHS FIDELITY LOW-PRICED STOCK AT .134 PER SHARE PAYABLE 12/08/2025 EX DATE 12/05/2025	DIVIDEND	324.22	
12/08/25		316345305 LONG TERM CAPITAL GAINS DIVIDEND ON 2,419.572 SHS FIDELITY LOW-PRICED STOCK AT .686 PER SHARE PAYABLE 12/08/2025 EX DATE 12/05/2025	DIVIDEND	1,659.83	
12/10/25		552987877 LONG TERM CAPITAL GAINS DIVIDEND ON 3,106.513 SHS MFS MID CAP GROWTH FUND CLASS I AT 4.23291 PER SHARE PAYABLE 12/10/2025 EX DATE 12/09/2025	DIVIDEND	13,149.59	
12/16/25		233203629 DIVIDEND ON 3,107.692 SHS DFA INTERNATIONAL SMALL COMPANY I AT .32852 PER SHARE PAYABLE 12/16/2025 EX DATE 12/15/2025	DIVIDEND	1,020.94	
12/16/25		641233200 DIVIDEND ON 863.572 SHS NEUBERGER GENESIS INSTITUTIONAL AT .2111 PER SHARE PAYABLE 12/16/2025 EX DATE 12/15/2025	DIVIDEND	182.30	
12/16/25		641233200 LONG TERM CAPITAL GAINS DIVIDEND ON 863.572 SHS NEUBERGER GENESIS INSTITUTIONAL AT 8.6216 PER SHARE PAYABLE 12/16/2025 EX DATE 12/15/2025	DIVIDEND	7,445.37	
12/18/25		25434V302 DIVIDEND ON 4,791 SHS DFA DIMENSIONAL EMERGING CORE EQUITY MARKET ETF AT .205181 PER SHARE PAYABLE 12/18/2025 EX DATE 12/16/2025	DIVIDEND	983.02	
12/19/25		256206103 DIVIDEND ON 20,332.528 SHS DODGE & COX INTERNATIONAL STOCK I AT .4154 PER SHARE PAYABLE 12/18/2025 EX DATE 12/18/2025 EFFECTIVE 12/18/2025	DIVIDEND	8,446.13	

TRANSACTION DETAIL (CONTINUED)

DATE	QUANTITY	DESCRIPTION	TRANSACTION TYPE	CASH	COST BASIS
12/19/25		256206103 LONG TERM CAPITAL GAINS DIVIDEND ON 20,332.528 SHS DODGE & COX INTERNATIONAL STOCK I AT .4166 PER SHARE PAYABLE 12/18/2025 EX DATE 12/18/2025 EFFECTIVE 12/18/2025	DIVIDEND	8,470.53	
12/19/25		256219106 DIVIDEND ON 19,486.48 SHS DODGE & COX STOCK I AT .0402 PER SHARE PAYABLE 12/18/2025 EX DATE 12/18/2025 EFFECTIVE 12/18/2025	DIVIDEND	783.36	
12/19/25		256219106 LONG TERM CAPITAL GAINS DIVIDEND ON 19,486.48 SHS DODGE & COX STOCK I AT 1.1999 PER SHARE PAYABLE 12/18/2025 EX DATE 12/18/2025 EFFECTIVE 12/18/2025	DIVIDEND	23,381.83	
12/23/25		921937686 DIVIDEND ON 673.7 SHS VANGUARD SMALL CAP VALUE INDEX ADMIRAL AT 4538 PER SHARE PAYABLE 12/23/2025 EX DATE 12/19/2025	DIVIDEND	305.72	
12/29/25		316200104 LONG TERM CAPITAL GAINS DIVIDEND ON 6,692.387 SHS FIDELITY GROWTH COMPANY FUND AT 2.376 PER SHARE PAYABLE 12/29/2025 EX DATE 12/26/2025	DIVIDEND	15,901.11	
TOTAL DIVIDENDS				83,748.54	0.00
INTEREST					
12/12/25		3130AN4T4 INTEREST ON 150,000 UNITS FHLB CONS BD DTD 07/01/2021 .875% 06/12/2026 PAYABLE 12/12/2025	INTEREST RCVD	656.25	
12/31/25		91282CCJ8 INTEREST ON 200,000 UNITS US TREASURY NTS DTD 06/17/2021 .875% 06/30/2026 PAYABLE 12/31/2025	INTEREST RCVD	875.00	
TOTAL INTEREST				1,531.25	0.00
PURCHASES					
12/08/25	7.919	316345305 PURCHASED 7.919 SHS FIDELITY LOW-PRICED STOCK ON 12/08/2025 AT 40.94 FOR REINVESTMENT	BUY	324.22-	324.22
12/08/25	40.543	316345305 PURCHASED 40.543 SHS FIDELITY LOW-PRICED STOCK ON 12/08/2025 AT 40.94 FOR REINVESTMENT	BUY	1,659.83-	1,659.83
12/10/25	464.489	552987877 PURCHASED 464.489 SHS MFS MID CAP GROWTH FUND CLASS I ON 12/10/2025 AT 28.31 FOR REINVESTMENT	BUY	13,149.59-	13,149.59

TRANSACTION DETAIL (CONTINUED)

DATE	QUANTITY	DESCRIPTION	TRANSACTION TYPE	CASH	COST BASIS
12/16/25	135.100	641233200 PURCHASED 135.1 SHS NEUBERGER GENESIS INSTITUTIONAL ON 12/16/2025 AT 55.11 FOR REINVESTMENT 256206103	BUY	7,445.37-	7,445.37
12/19/25	522.227	PURCHASED 522.227 SHS DODGE & COX INTERNATIONAL STOCK I ON 12/18/2025 AT 16.22 FOR REINVESTMENT 256219106	BUY	8,470.53-	8,470.53
12/19/25	1,423.985	PURCHASED 1,423.985 SHS DODGE & COX STOCK I ON 12/18/2025 AT 16.42 FOR REINVESTMENT 316200104	BUY	23,381.83-	23,381.83
12/29/25	327.049	PURCHASED 327.049 SHS FIDELITY GROWTH COMPANY FUND ON 12/29/2025 AT 48.62 FOR REINVESTMENT MM0000099	BUY	15,901.11-	15,901.11
12/31/25	13,476.150	NET DEPOSIT FNWM MONEY MARKET	NET CASH MGMT	13,476.15-	13,476.15
TOTAL PURCHASES				83,808.63-	83,808.63
FEES					
12/08/25		FEE TO FIRST NATIONAL WEALTH MANAGEMENT FOR THE PERIOD ENDING 11/30/2025 BASED ON AVERAGE MARKET VALUE___1,838.95 DISCOUNT_____1,103.37	DISBURSEMENT	735.58-	
12/08/25		FEE TO FIRST NATIONAL WEALTH MANAGEMENT FOR THE PERIOD ENDING 11/30/2025 BASED ON AVERAGE MARKET VALUE___1,838.95 DISCOUNT_____1,103.37	DISBURSEMENT	735.58-	
TOTAL FEES				1,471.16-	0.00
OTHER DISBURSEMENTS					
12/12/25		3130AN4T4 AMORTIZATION ON 150,000 UNITS FHLE CONS BD DTD 07/01/2021 .875% 06/12/2026 TO ADJUST TAX LOT, AMORTIZATION = 166.94-	AMORTIZATION		166.94-
12/31/25		91282CCJ8 AMORTIZATION ON 200,000 UNITS US TREASURY NTS DTD 06/17/2021 .875% 06/30/2026 TO ADJUST TAX LOT, AMORTIZATION = 241.47-	AMORTIZATION		241.47-
TOTAL OTHER DISBURSEMENTS				0.00	408.41-
12/31/25		ENDING BALANCE		0.00	3,309,668.48

Jan-26							
amount carried forward			\$3,581,938.73				
Withdrawals			-\$21,555.18				
Income Div. & Cap Gains			\$10,278.67				
Fees			-\$1,486.50				
other receipts & disbursements							
net cash sales/purchases			\$12,763.01				
Change in Mkt Value			\$49,170.17				
			G4-110-19		G4-610-18 total	MAX AVAILABLE SPEND FOR FY26 4%	
Balance			\$3,631,108.90		\$3,631,108.90	\$145,244.36	
			difference	\$49,170.17	\$49,170.17	fund balance +/-	
Jan posting							
			+	-			
			debit	credit			
prin	G4-110-19		\$49,170.17	\$0.00			
fund bal	G4-610-18		\$0.00	\$49,170.17			

FIRST NATIONAL WEALTH MANAGEMENT
P O BOX 940
DAMARISCOTTA, ME 04543

HAMPDEN ENVIRONMENTAL TRUST
TOWN OF HAMPDEN
106 WESTERN AVE
HAMPDEN, ME 04444

ACCOUNT NAME: **HAMPDEN ENVIRONMENTAL TRUST**




ADMINISTRATIVE OFFICER: **LORRAINE OUELLETTE**
207-669-6368
LORRAINE.OUELLETTE
@THEFIRST.COM

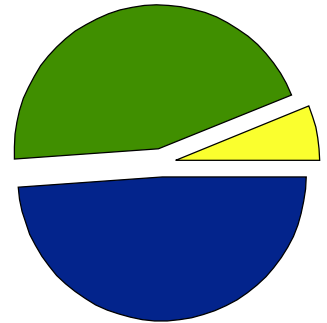
INVESTMENT OFFICER: **MATT WEAVER**
866-563-1900
MATTHEW.WEAVER
@THEFIRST.COM

Proprietary Money Market Disclosure

Please be advised that First National Wealth Management may use a First National Bank money market deposit account as a sweep investment vehicle. First National Wealth Management does not receive any compensation from First National Bank for the placement of funds in this account, nor does First National Bank receive any fees from First National Wealth Management for the use of the account. The rate on the account is set by First National Bank. First National Wealth Management reviews its use of the First National Bank money market deposit account on a regular basis to ensure that it is the most appropriate investment for First National Wealth Management client funds.

PORTFOLIO SUMMARY

	TAX COST	MARKET VALUE	PERCENT
 CASH AND EQUIVALENTS	221,623.00	221,623.00	6.1%
 EQUITIES	1,277,032.39	1,635,770.30	45.1%
 FIXED INCOME	1,796,283.11	1,773,715.60	48.8%
TOTAL ASSETS	3,294,938.50	3,631,108.90	100.0%
ACCRUED INCOME OTHER	9,676.22	9,676.22	
TOTAL ACCRUED INCOME	9,676.22	9,676.22	
TOTAL ASSETS & ACCRUALS	3,304,614.72	3,640,785.12	
BEGINNING MARKET VALUE	3,597,882.60		
ENDING MARKET VALUE	3,640,785.12		



ACTIVITY SUMMARY

	THIS PERIOD	YEAR TO DATE	REALIZED CAPITAL GAINS / LOSSES	
			THIS PERIOD	YEAR TO DATE
BEGINNING MARKET VALUE	3,581,938.73	3,581,938.73		
DIVIDENDS AND INTEREST	10,278.67	10,278.67		
DISBURSEMENTS	21,555.18-	21,555.18-		
FEES	1,486.50-	1,486.50-		
NET CASH SALES/PURCHASES	12,763.01	12,763.01		
CHANGE IN MARKET VALUE	49,170.17	49,170.17		
ENDING MARKET VALUE	3,631,108.90	3,631,108.90		
			TOTAL GAINS / LOSSES	0.00
				0.00
			INVESTMENT PERFORMANCE	
			THIS PERIOD	YEAR TO DATE
			RATE OF RETURN	2.02%
				2.02%

ACCOUNT NUMBER: **4031000219**


STATEMENT PERIOD: JANUARY 01, 2026 THROUGH JANUARY 31, 2026

PORTFOLIO DETAIL

DESCRIPTION	MARKET VALUE/ PRICE	TAX COST/ UNREALIZED GAIN/LOSS	EST ANNUAL INCOME/ ACCRUED INC	CURRENT YIELD
CASH AND EQUIVALENTS				
FNWM MONEY MARKET	221,623.00 1.00	221,623.00 0.00	8,044.92 670.41	3.63
TOTAL CASH AND EQUIVALENTS	221,623.00	221,623.00 0.00	8,044.92 670.41	3.63

DESCRIPTION	TICKER	SHARES	MARKET VALUE/ PRICE	TAX COST/ UNREALIZED GAIN/LOSS	EST ANNUAL INCOME/ ACCRUED INC	CURRENT YIELD
EQUITIES						
DFA INTERNATIONAL SMALL COMPANY I	DFISX	3,107.692	83,845.53 26.98	55,999.08 27,846.45	2,532.77	3.02
DFA DIMENSIONAL EMERGING CORE EQUITY MARKET ETF	DFAE	4,791.000	167,876.64 35.04	124,306.61 43,570.03	3,439.94	2.05
DODGE & COX INTERNATIONAL STOCK I	DODFX	20,854.755	361,412.90 17.33	242,953.53 118,459.37	8,654.72	2.39
DODGE & COX STOCK I	DODGX	20,910.465	352,132.23 16.84	307,032.65 45,099.58	4,955.78	1.41
FIDELITY GROWTH COMPANY FUND	FDGRX	7,019.436	343,952.36 49.00	217,512.97 126,439.39	652.81	0.19
FIDELITY LOW-PRICED STOCK	FLPSX	2,468.034	106,322.90 43.08	109,452.45 3,129.55-	2,505.05	2.36
MFS MID CAP GROWTH FUND CLASS I	OTCIX	3,571.002	99,095.31 27.75	111,765.33 12,670.02-		
NEUBERGER GENESIS INSTITUTIONAL	NBGIX	998.672	56,544.81 56.62	59,322.66 2,777.85-	210.72	0.37
VANGUARD SMALL CAP VALUE INDEX ADMIRAL	VSIAX	673.700	64,587.62 95.87	48,687.11 15,900.51	1,197.84	1.85
TOTAL EQUITIES			1,635,770.30	1,277,032.39 358,737.91	24,149.63 0.00	1.48

BOND QUALITY SUMMARY



ACCOUNT NUMBER: **4031000219**

STATEMENT PERIOD: JANUARY 01, 2026 THROUGH JANUARY 31, 2026

PORTFOLIO DETAIL (CONTINUED)

DESCRIPTION	RATING	PAR VALUE	MARKET VALUE/ PRICE	TAX COST/ UNREALIZED GAIN/LOSS	EST ANNUAL INCOME/ ACCRUED INC	CURRENT YIELD
FIXED INCOME						
AUBURN ME GO BDS DTD 05/03/2021 4% 11/01/2028	AA-	50,000.000	52,314.50 104.63	52,365.50 51.00-	2,000.00 500.00	3.82
FHLB CONS BD DTD 08/01/2016 1.875% 09/11/2026	AA+	200,000.000	197,930.00 98.97	201,584.41 3,654.41-	3,750.00 1,458.33	1.89
FHLB CONS BD DTD 07/01/2021 .875% 06/12/2026	AA+	150,000.000	148,516.50 99.01	150,166.02 1,649.52-	1,312.50 178.65	0.88
MAINE FIN AUTH REV BDS DTD 07/25/2024 5% 07/01/2028	AA	55,000.000	58,381.40 106.15	58,883.12 501.72-	2,750.00 229.17	4.71
MAINE FIN AUTH REV BDS DTD 07/25/2024 5% 07/01/2033	AA	50,000.000	58,032.00 116.06	57,924.93 107.07	2,500.00 208.33	4.31
MAINE HEALTH & HIGHER EDL FACS AUTH REV BDS DTD 06/02/2022 5% 07/01/2032	AA	50,000.000	57,111.00 114.22	56,710.97 400.03	2,500.00 208.33	4.38
MAINE HEALTH & HIGHER EDL FACS AUTH REV BDS DTD 06/28/2016 5% 07/01/2026		75,000.000	75,731.25 100.98	75,497.81 233.44	3,750.00 312.50	4.95
MAINE HEALTH & HIGHER EDL FACS AUTH REV BDS DTD 07/25/2023 5% 07/01/2029	AA	50,000.000	54,184.50 108.37	53,936.70 247.80	2,500.00 208.33	4.61
MAINE HEALTH & HIGHER EDL FACS AUTH REV BDS DTD 11/06/2019 4% 07/01/2035-2029	AA	65,000.000	67,094.95 103.22	66,713.84 381.11	2,600.00 216.67	3.88
MAINE HEALTH & HIGHER EDL FACS AUTH REV BDS DTD 09/10/2024 5% 07/01/2034	AA	50,000.000	58,349.00 116.70	57,929.29 419.71	2,500.00 208.33	4.28
MAINE REGIONAL SCH UNIT NO 26 GO BDS DTD 09/11/2025 5% 09/01/2031	A+	50,000.000	56,409.00 112.82	56,845.00 436.00-	2,500.00 972.22	4.43
US TREASURY NTS DTD 02/03/2021 1.125% 02/15/2031		200,000.000	175,812.00 87.91	189,904.40 14,092.40-	2,250.00 1,039.40	1.28
US TREASURY NTS DTD 06/17/2021 .875% 06/30/2026		200,000.000	197,746.00 98.87	200,237.54 2,491.54-	1,750.00 154.70	0.88
US TREASURY NTS DTD 08/19/2021 .75% 08/31/2026		225,000.000	221,332.50 98.37	224,567.95 3,235.45-	1,687.50 717.89	0.76
US TREASURY NTS DTD 02/17/2022 1.875% 02/28/2027		300,000.000	294,771.00 98.26	293,015.63 1,755.37	5,625.00 2,392.96	1.91
TOTAL FIXED INCOME			1,773,715.60	1,796,283.11 22,567.51-	39,975.00 9,005.81	2.25
TOTAL ASSETS			3,631,108.90	3,294,938.50 336,170.40	72,169.55 9,676.22	1.99
TOTAL ACCRUED INC			9,676.22	9,676.22		
GRAND TOTAL ASSETS			3,640,785.12	3,304,614.72 336,170.40	72,169.55 9,676.22	1.99

TRANSACTION DETAIL

DATE	QUANTITY	DESCRIPTION	TRANSACTION TYPE	CASH	COST BASIS
01/01/26		BEGINNING BALANCE		0.00	3,309,658.48
DIVIDENDS					
01/02/26		MM0000099 DIVIDEND ON FNWM MONEY MARKET PAYABLE 12/31/2025 EFFECTIVE 12/31/2025	DIVIDEND	728.67	
TOTAL DIVIDENDS				728.67	0.00
INTEREST					
01/02/26		56042BBX4 INTEREST ON 55,000 UNITS MAINE FIN AUTH REV BDS DTD 07/25/2024 5% 07/01/2028 PAYABLE 01/01/2026 EFFECTIVE 01/01/2026	INTEREST RCVD	1,375.00	
01/02/26		56042BCC9 INTEREST ON 50,000 UNITS MAINE FIN AUTH REV BDS DTD 07/25/2024 5% 07/01/2033 PAYABLE 01/01/2026 EFFECTIVE 01/01/2026	INTEREST RCVD	1,250.00	
01/02/26		56042R5D0 INTEREST ON 50,000 UNITS MAINE HEALTH & HIGHER EDL FACS AUTH REV BDS DTD 06/02/2022 5% 07/01/2032 PAYABLE 01/01/2026 EFFECTIVE 01/01/2026	INTEREST RCVD	1,250.00	
01/02/26		56042R6S6 INTEREST ON 75,000 UNITS MAINE HEALTH & HIGHER EDL FACS AUTH REV BDS DTD 06/28/2016 5% 07/01/2026 PAYABLE 01/01/2026 EFFECTIVE 01/01/2026	INTEREST RCVD	1,875.00	
01/02/26		56042SBF6 INTEREST ON 50,000 UNITS MAINE HEALTH & HIGHER EDL FACS AUTH REV BDS DTD 07/25/2023 5% 07/01/2029 PAYABLE 01/01/2026 EFFECTIVE 01/01/2026	INTEREST RCVD	1,250.00	
01/02/26		56042SCB4 INTEREST ON 65,000 UNITS MAINE HEALTH & HIGHER EDL FACS AUTH REV BDS DTD 11/06/2019 4% 07/01/2035-2029 PAYABLE 01/01/2026 EFFECTIVE 01/01/2026	INTEREST RCVD	1,300.00	
01/02/26		56042SDL1 INTEREST ON 50,000 UNITS MAINE HEALTH & HIGHER EDL FACS AUTH REV BDS DTD 09/10/2024 5% 07/01/2034 PAYABLE 01/01/2026 EFFECTIVE 01/01/2026	INTEREST RCVD	1,250.00	
TOTAL INTEREST				9,550.00	0.00
DISTRIBUTIONS					
01/09/26		DISTRIBUTION TO TOWN OF HAMPDEN DISTRIBUTION PER REQUEST OF INDIVIDUAL TRUSTEES DTD 1/5/2026	DISBURSEMENT	21,555.18-	
TOTAL DISTRIBUTIONS				21,555.18-	0.00

TRANSACTION DETAIL (CONTINUED)

DATE	QUANTITY	DESCRIPTION	TRANSACTION TYPE	CASH	COST BASIS
FEES					
01/08/26		FEE TO FIRST NATIONAL WEALTH MANAGEMENT FOR THE PERIOD ENDING 12/31/2025 BASED ON AVERAGE MARKET VALUE___ 1,858.12 DISCOUNT_____ 1,114.87	DISBURSEMENT	743.25-	
01/08/26		FEE TO FIRST NATIONAL WEALTH MANAGEMENT FOR THE PERIOD ENDING 12/31/2025 BASED ON AVERAGE MARKET VALUE___ 1,858.12 DISCOUNT_____ 1,114.87	DISBURSEMENT	743.25-	
TOTAL FEES				1,486.50-	0.00
OTHER DISBURSEMENTS					
01/02/26		56042BBX4 AMORTIZATION ON 55,000 UNITS MAINE FIN AUTH REV BDS DTD 07/25/2024 5% 07/01/2028 EFFECTIVE 01/01/2026 TO ADJUST TAX LOT, AMORTIZATION = 481.13-	AMORTIZATION		481.13-
01/02/26		56042BCC9 AMORTIZATION ON 50,000 UNITS MAINE FIN AUTH REV BDS DTD 07/25/2024 5% 07/01/2033 EFFECTIVE 01/01/2026 TO ADJUST TAX LOT, AMORTIZATION = 327.07-	AMORTIZATION		327.07-
01/02/26		56042R5D0 AMORTIZATION ON 50,000 UNITS MAINE HEALTH & HIGHER EDL FACS AUTH REV BDS DTD 06/02/2022 5% 07/01/2032 EFFECTIVE 01/01/2026 TO ADJUST TAX LOT, AMORTIZATION = 164.03-	AMORTIZATION		164.03-
01/02/26		56042R6S6 AMORTIZATION ON 75,000 UNITS MAINE HEALTH & HIGHER EDL FACS AUTH REV BDS DTD 06/28/2016 5% 07/01/2026 EFFECTIVE 01/01/2026 TO ADJUST TAX LOT, AMORTIZATION = 506.07-	AMORTIZATION		506.07-
01/02/26		56042SBF6 AMORTIZATION ON 50,000 UNITS MAINE HEALTH & HIGHER EDL FACS AUTH REV BDS DTD 07/25/2023 5% 07/01/2029 EFFECTIVE 01/01/2026 TO ADJUST TAX LOT, AMORTIZATION = 178.80-	AMORTIZATION		178.80-
01/02/26		56042SCB4 AMORTIZATION ON 65,000 UNITS MAINE HEALTH & HIGHER EDL FACS AUTH REV BDS DTD 11/06/2019 4% 07/01/2035-2029 EFFECTIVE 01/01/2026 TO ADJUST TAX LOT, AMORTIZATION = 151.66-	AMORTIZATION		151.66-

ACCOUNT NUMBER: **4031000219**

STATEMENT PERIOD: JANUARY 01, 2026 THROUGH JANUARY 31, 2026

TRANSACTION DETAIL (CONTINUED)

DATE	QUANTITY	DESCRIPTION	TRANSACTION TYPE	CASH	COST BASIS
01/02/26		56042SDL1 AMORTIZATION ON 50,000 UNITS MAINE HEALTH & HIGHER EDL FACS AUTH REV BDS DTD 09/10/2024 5% 07/01/2034 EFFECTIVE 01/01/2026 TO ADJUST TAXLOT, AMORTIZATION = 148.21-	AMORTIZATION		148.21-
TOTAL OTHER DISBURSEMENTS				0.00	1,956.97-
SALES AND MATURITIES					
01/31/26	12,763.010-	MM0000099 NET WITHDRAWALFNWM MONEY MARKET	NET CASH MGMT	12,763.01	12,763.01-
TOTAL SALES AND MATURITIES				12,763.01	12,763.01-
01/31/26		ENDING BALANCE		0.00	3,294,938.50

Category of Stormwater Management Cost

Date	Invoice #	Paid	Vendor	Purpose	Expense	Maintenance	Compliance Documentation	Supplies	Contracted Services	Training / Travel	Principal	Income	Receipt	Date to Env. Trust	Account #
7/10/25	18352	7/16/25	Allen's Environmental	Culvert - Kennebec Rd	\$ 426.50	\$426.50						\$ 426.50	Y	9/11/25	10-10-22-01
8/12/25		8/13/25	Dudley Patterson	120 bales of hay	\$ 600.00			\$ 600.00				\$ 600.00	Y	9/11/25	10-10-22-01
8/4/25	654744	8/28/25	Hughes Bros, Inc.	Kennebec Rd. Flowable Fill	\$ 322.00			\$ 322.00				\$ 322.00	Y	9/11/25	10-10-22-01
9/30/25	2025-1830	9/10/25	SEE, Inc.	Sucker Brook	\$ 4,240.75				\$4,240.75			\$ 4,240.75	Y	9/11/25	10-10-22-05
9/9/25	655462	10/1/25	Hughes Bros, Inc.	Canan Rd	\$ 490.00			\$ 490.00				\$ 490.00	Y	12/17/25	10-10-22-01
10/2/25	109713	10/13/25	Hampden Hardware	Shop Supplies	\$ 524.95			\$ 524.95				\$ 524.95	Y	12/17/25	10-10-22-01
10/2/25	109729	10/13/25	Hampden Hardware	Shop Supplies	\$ 260.00			\$ 260.00				\$ 260.00	Y	12/17/25	10-10-22-01
10/3/25	109774	10/13/25	Hampden Hardware	Repair	\$ 238.94			\$ 238.94				\$ 238.94	Y	12/17/25	10-10-22-01
10/3/25	109805	10/13/25	Hampden Hardware	Repair	\$ (39.00)			\$ (39.00)				\$ (39.00)	Y	12/17/25	10-10-22-01
10/14/25	34398	10/29/25	Plymouth Engineering, Inc.	Muni Bldg Stormwater Design	\$ 816.80				\$816.80			\$ 816.80	Y	12/17/25	10-10-22-05
10/16/25	2025-1828	10/16/25	SEE, Inc.	MS4-Compliance	\$ 10,984.36		\$10,984.36					\$ 10,984.36	Y	12/17/25	10-10-22-05
10/16/25	2025-1829	10/16/25	SEE, Inc.	Sucker Brook WSMP	\$ 3,570.60				\$3,570.60			\$ 3,570.60	Y	12/17/25	10-10-22-05
10/22/25			Town of Hampden	Water Well Monitoring Letter Postage	\$ 174.64			\$ 174.64				\$ 174.64	Y	12/17/25	10-10-22-10
10/17/25	92986753	10/29/25	F.W. Webb Co.	Pool Playground drain	\$ 91.81			\$ 91.81				\$ 91.81	Y	12/17/25	10-10-22-01
10/27/25	96698	11/13/25	American Concrete	Yard Drainage	\$ 651.47			\$ 651.47				\$ 651.47	Y	12/17/25	10-10-22-01
10/27/25	96699	11/13/25	American Concrete	Yard Drainage	\$ 839.71			\$ 839.71				\$ 839.71	Y	12/17/25	10-10-22-01
10/28/25		11/13/25	Dudley Patterson	100 bales of hay	\$ 600.00			\$ 600.00				\$ 600.00	Y	12/17/25	10-10-22-01
10/28/25	2026		Pizza Gourmet	Food for Stormwater Mtg	\$ 196.00			\$ 196.00				\$ 196.00	Y	12/17/25	10-10-22-05
11/11/25	34519	11/26/25	Plymouth Engineering, Inc.	Muni Bldg Stormwater	\$ 1,218.50				\$1,218.50			\$ 1,218.50	Y	12/17/25	10-10-22-05
11/13/25	369098	11/26/25	Bangor Daily News	Ad for soil filter project RFP	\$ 195.00			\$ 195.00				\$ 195.00	Y	12/17/25	10-10-22-10
11/17/25	27	11/26/25	Dept. of Environmental Protection	2026 AnnualDues	\$ 375.00		\$375.00					\$ 375.00	Y	12/17/25	10-10-22-05
12/4/25	34624		Plymouth Engineering, Inc.	Muni Bldg Stormwater	\$ 366.40				\$366.40			\$ 366.40	Y	12/17/25	10-10-22-05
12/31/25	2025-1919		SEE, Inc.	MS4-Compliance	\$ 4,237.80		\$4,237.80					\$ 4,237.80	Y	3/24/26	10-10-22-05
12/31/25	2025-1920		SEE, Inc.	MS4-Compliance	\$ 15,092.56		\$15,092.56					\$ 15,092.56	Y	3/24/26	10-10-22-05
1/12/26	370934		Bangor Daily News	Public Hearing Notice Cost for culvert	\$ 208.00		\$208.00					\$ 208.00	Y	3/24/26	10-10-22-01
3/14/26	2026-6		BASWG	2026 Annual Dues	\$ 4,000.00		\$4,000.00					\$ 4,000.00	Y	3/24/26	10-10-22-05
					\$ 50,682.79						1-351-00	R 01-48			
												\$ 50,682.79			

YTD reimbursed to General Fund: \$ 27,144.43

Total Proposed for Reimbursement to General Fund 12/11/2025 \$ 23,538.36

Total Proposed in Current Fiscal Year for Reimbursement to General Fund: \$ 50,682.79

FY26 Invoices as of 03/24/2026 - \$23,538.36
As of January 2026 the max spending for FY26 is \$145,244.36 or 4% of \$3,631,108.90

	YTD	Deposit to:	
Total from Principal		1-351-00	HCB
Total from Income	\$ 50,682.79	R 01-48	Env Tr Rev

Budgeted revenue	\$ 133,000.00	FY26 Town Budget
Remaining budgeted revenue (FY26)	\$ 82,317.21	

INVOICE

STILLWATER ENVIRONMENTAL
ENGINEERING, INC.
PO Box 426
Orono, ME 04473

pruck@stillwaterenv.com
+1 (207) 949-0074
http://www.stillwaterenv.com

Received By:

JAN 21 2026



Bill to

Victor Smith P.E., Town Engineer
Town of Hampden
106 Western Avenue
Hampden, ME 04444

Invoice details

Invoice no.: 2025-1919
Terms: Due on receipt
Invoice date: 12/31/2025

P.O. Number: MS4 - Q4

Acct. No. 10-10-22-25
Date 1/22/05
Initials VLS
Description MS4 COMPLIANCE

#	Date	Product or service	Description	Qty	Rate	Amount
1.	12/31/2025	Senior Project Manager/Senior Environmental Engineer	Tasks: * Review PY4 action items with CB * Discuss Impaired Waters BMP issues with staff	1.5	\$150.00	\$225.00
2.	12/31/2025	Senior Project Manager	Tasks: * Impaired Waters MS4 BMP Discussions * Impaired Waters Memo Review	4	\$130.00	\$520.00
3.	12/31/2025	Project Manager II	Tasks: * Client Correspondence * MS4 Quarterly Stormwater Team Meeting * MS4 Annual Report Correspondence with MDEP * Impaired Waters MS4 BMP Oversight * Wet Weather Assessment Preparation	25.5	\$110.00	\$2,805.00
4.	12/31/2025	Project Manager I	Tasks: * Public Works MOA Application Preparation	2	\$100.00	\$200.00
5.	12/31/2025	Assistant Project Scientist II	Tasks: * MS4 Quarterly Stormwater Team Meeting and Preparation	3	\$85.00	\$255.00
6.	12/31/2025	Technology Fee	Monthly Fulcrum App Charge (October, November, December)	3	\$75.00	\$225.00

31/2025 Travel Expenses

Mileage

10

\$0.78

\$7.80

Total

\$4,237.80

Note to customer

For professional services provided by SEE through the period of October 1 to December 31, 2025.

INVOICE

STILLWATER ENVIRONMENTAL
ENGINEERING, INC.
PO Box 426
Orono, ME 04473

pruck@stillwaterenv.com
+1 (207) 949-0074
<http://www.stillwaterenv.com>



Bill to

Victor Smith P.E., Town Engineer
Town of Hampden
106 Western Avenue
Hampden, ME 04444

Invoice details

Invoice no.: 2025-1920
Terms: Due on receipt
Invoice date: 12/31/2025

P.O. Number: 2025 Sucker Brook WBMP

#	Date	Product or service	Description	Qty	Rate	Amount
1.	12/31/2025	Senior Project Manager/Senior Environmental Engineer	Task: * Review WBMP Progress with Staff * Discuss SCM Report with JS * Discuss Stressor Analysis with KB	3	\$150.00	\$450.00
2.	12/31/2025	Senior Project Manager	Tasks: * WBMP SCM Report * SCM Survey Field Work Preparation * Complete SCM Survey	18	\$130.00	\$2,340.00
3.	12/31/2025	Project Manager II	Tasks: * WBMP Project Management * WBMP Stakeholder Meeting 10/28 * WBMP Stressors Analysis Oversight	24	\$110.00	\$2,640.00
4.	12/31/2025	Project Manager I	Tasks: * WBMP Stressors Analysis Discussion with KB	0.5	\$100.00	\$50.00
5.	12/31/2025	Assistant Environmental Engineer	Tasks: * WBMP Stakeholder Meeting 10/28 * Site Visit performed on 11/21	29.5	\$85.00	\$2,507.50
6.	12/31/2025	Assistant Project Scientist II	Tasks: * WBMP Presentation Preparation for Stakeholder Meeting 10/28 * WBMP Stressors Analysis	82	\$85.00	\$6,970.00

2025	Assistant Project Scientist I	Tasks: * WBMP GIS	1	\$75.00	\$75.00
12/31/2025	Travel Expenses	Mileage	77	\$0.78	\$60.06

Total

\$15,092.56

Note to customer

For professional services provided by SEE through the period of October 1 to December 31, 2025.

10-10-22-05
 VJS 1/22/26
 MSH COMPLIANCE



Bangor Publishing Company

1 Merchants Plaza
Bangor, ME 04401
207 990 8246 Phone / fax
accountsrec@bangordailynews.com
Tax ID: 01-0024570

Invoice

#INV370934

1/12/2026

Bill To

Town Of Hampden
106 Western Ave
Hampden ME 04444

TOTAL

\$208.00

Due Date: 2/11/2026

Terms	Due Date	PO #	Product	Description
Net 30	2/11/2026		Classifieds	Culvert Replacement, BDN, Jan. 9

Quantity	Item	Options	Run Date	Amount
1	Print Ad Legal Notice The Town of Hampden will receive separate sealed Bids for two separate culvert replacement projects		1/9/2026	\$193.00
1	Legal Notices Digital new		1/9/2026	\$15.00

Subtotal	\$208.00
Total	\$208.00

Acct. No. 10-10-22-01 (10)
 Date 1/13/26
 Initials VJS
 Description BID NOTICE



Please return this portion with your payment.



AMOUNT ENCLOSED

\$, .

To pay by credit card, please call 207.990.8246.

Account Number: 4701
 Invoice Number: #INV370934
 Invoice Date: 1/12/2026
 Date Due: 2/11/2026
 Total Due: \$208.00

Town Of Hampden
106 Western Ave
Hampden ME 04444

Bangor Publishing Company
PO Box 1329
Bangor, ME 04402-1329

Town of Hampden
106 Western Avenue
Hampden, Maine 04444



Phone: (207) 862-3034
Fax: (207) 862-5067
Email:
townmanager@hampdenmaine.gov

March 18, 2026

DRAFT

Dear Resident,

You are receiving this letter because you live within the vicinity of the Pine Tree Landfill and may have received a similar letter in October of 2025 regarding a State sponsored, one-time sampling of private wells for PFAS – also known as ‘forever chemicals’ at properties located within a mile radius of a landfill. Unfortunately, by the time we notified property owners, a language change in the law required the test properties to actually abut or ‘touch’ the property of the landfill. In other words, instead of testing on properties that are within a mile radius or abut the landfill, it was changed to within a mile and abut the landfill. This language change disqualified many residents in the subject area.

In response to that language change, the Town Council has agreed to sponsor a similar residential well testing program for all property owners on developed property within a mile radius of the land fill. This would be for a one-time, baseline test for the residents who choose to take part. The Town of Hampden will not receive any test results; those would remain confidential between the property owner and the lab. Neither does the Town assume any responsibility for any presence of, or remediation of any PFAS chemicals.

Testing will be completed by Maine Laboratories, LLC and paid for by the Town of Hampden. Test kits will be available for pick up at the Town Office on __/__/2026 and will include all instructions on how to obtain the sample. Once the sample is obtained, you will return your kit back to the Town Office where we will place it in a refrigerator until they are picked up by a courier service and transported to the lab.

We ask that if you are interested in taking part in this program, to please contact Amanda Kearns at the Town Office at 862-3034, extension 141. This will give us an opportunity to log the name and address of the participants in an effort to facilitate having the proper amount of tests ready for pick up.

The Town of Hampden encourages all abutters to take part in this opportunity to have your well water tested.

Respectfully,

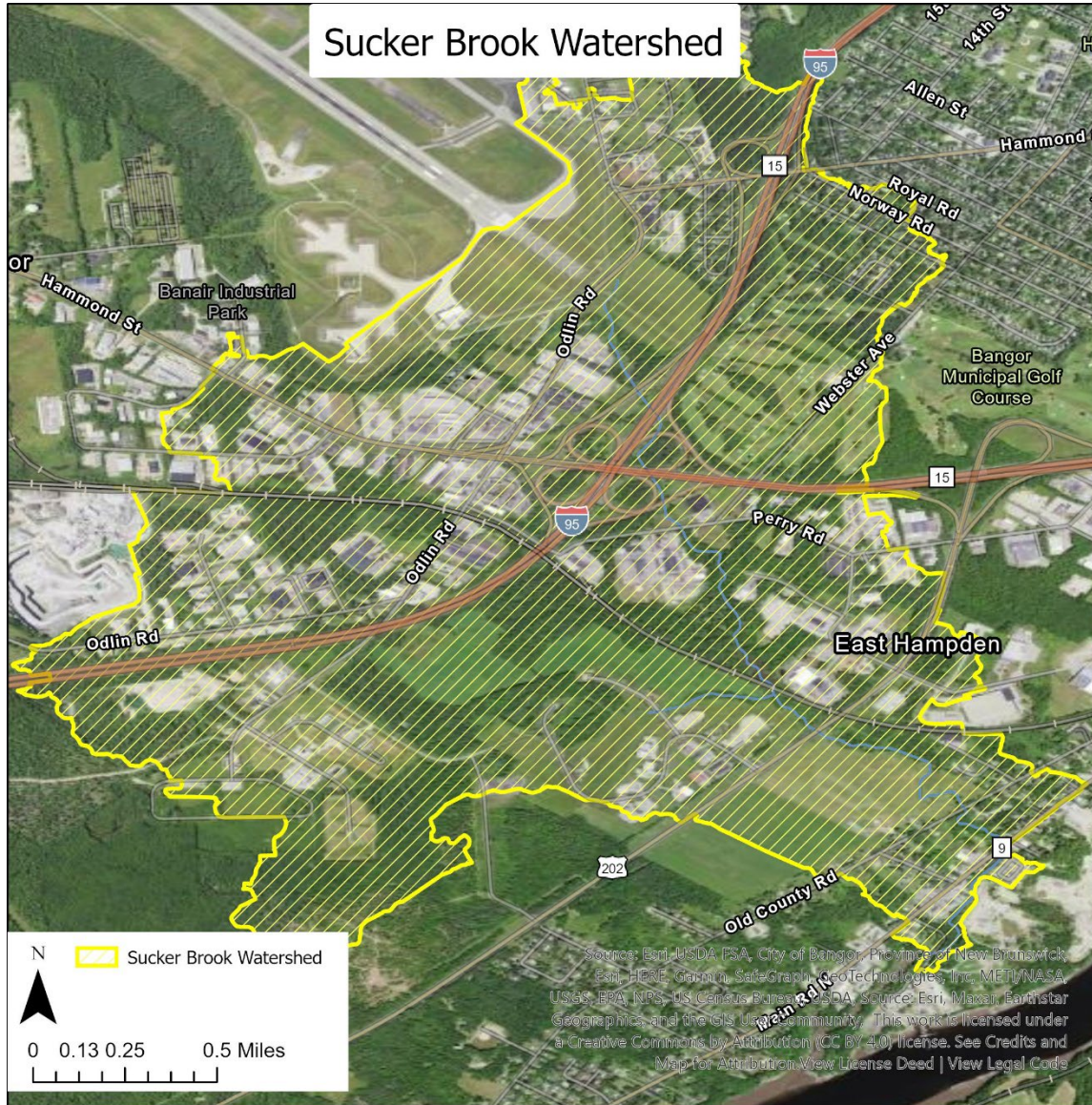
Paula A. Scott,
Town Manager

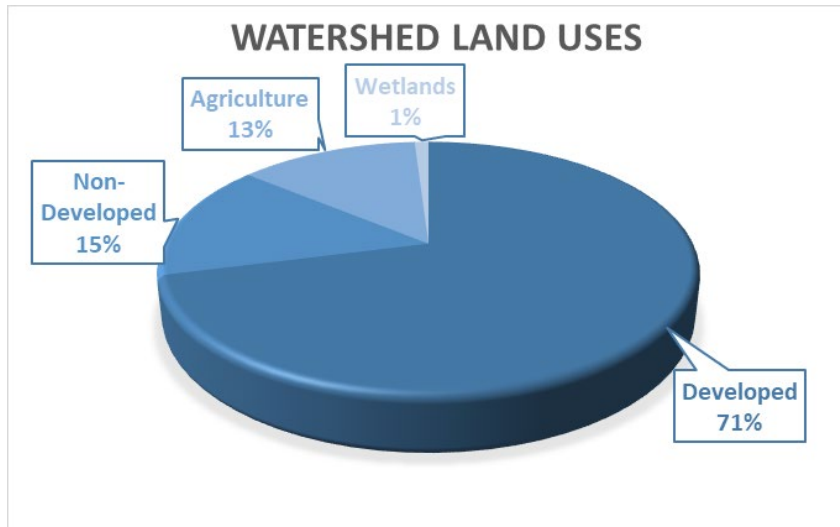
SUCKER BROOK BULLET POINTS

- Urban Impaired Stream – Affected by chlorides and low dissolved oxygen
- Bangor contributes the majority of chlorides
- Hampden will concentrate on changing geomorphology to improve dissolved oxygen
- Hampden is finishing up our Sucker Brook Watershed Management Plan
- A Management Plan will make us eligible for grants to do future improvements to the stream
- The Town of Hampden recently passed a 75-foot stream protection corridor along Sucker Brook
- MS4 Permit will require a structural BMP in Sucker Brook in all future permits

Sucker Brook Watershed

Sucker Brook is a small tributary to the Penobscot River located in Hampden and Bangor, Maine, at just under three miles in length. Despite its size, the Sucker Brook watershed covers an area of about three-square miles with approximately 25% impervious cover, such as roads, buildings, and parking lots, that hinder water absorption into the ground. This high level of impervious cover can impact water quality in the stream.





In 2018, Sucker Brook was designated an "urban impaired stream" by the Maine Department of Environmental Protection, falling short of meeting water quality standards set by the Clean Water Act, specifically regarding dissolved oxygen and aquatic life. The leading cause of these problems is stormwater runoff associated with impervious cover, including the heavily traveled I-95 and I-395 highways and developed areas in the southern portion of the watershed. There is also the potential for further development in open space areas which could cause further degradation of the water quality in Sucker Brook. For more information, see the MDEP assessment at: https://www.maine.gov/dep/water/monitoring/tmdl/2012/Appendix_22_Sucker_Brook.pdf

The Town of Hampden has already taken action to improve the health of Sucker Brook. In 2014, they collaborated with the City of Bangor on a Stream Corridor and Watershed Survey, providing a comprehensive overview of the stream conditions and potential areas for improvement. For more information, see the survey at: https://www.hampdenmaine.gov/vertical/sites/%7B1FCA40C4-5C5E-476D-A92E-1BED5B1F9E05%7D/uploads/SuckerBrook_StreamSurvey_October2014_Combined.pdf In 2022, the Town again collaborated with Bangor to conduct a geomorphic assessment of Sucker Brook. The geomorphic assessment identifies potential physical impacts in the stream that might be contributing to the impairment, and what restoration measures might be undertaken to improve conditions so the stream. The Town's goal is to improve water quality in Sucker Brook so that it can be removed from the State's list of impaired waters. The Town also hosts clean-up events, stencils clean water messages near storm drains to educate residents, and funds targeted stormwater mitigation projects in the Sucker Brook watershed using a Compensation Fee Utilization Plan (CFUP).



Sucker Brook BMP Site

Hampden, ME

1 inch = 134 Feet



www.cai-tech.com

February 19, 2026



APPROXIMATE WORK LOCATION

Data shown on this map is provided for planning and informational purposes only. The municipality and CAI Technologies are not responsible for any use for other purposes or misuse or misrepresentation of this map.

BMP SITE



The Town of Hampden will remove the stream blockage shown above.

As part of this project, we will remake the stream bed to a more natural flow that does not pond up during higher water volumes.

This project is in the design and permitting phase, and the Town is working with Versant Power for the temporary easements to complete the project in MS4 Permit year 5. MaineDEP has approved the project for our structural BMP per our MS4 permit.