

**HAMPDEN ENVIRONMENTAL TRUST
COMMITTEE MEETING**

Thursday, September 8th, 2022

1:00 P.M.

HAMPDEN TOWN OFFICE

A G E N D A

1. Call to Order
2. Approval of Meeting Minutes – July 26, 2022
3. Review of financial statements from Institutional Trustee (Bangor Savings Bank)
4. Review of proposed FY23 costs for reimbursement or payment from Environmental Trust, Income
 - a. General Fund payments for Stormwater Management totaling \$6,648.30.
5. Set date for next meeting
6. Adjourn

**HAMPDEN ENVIRONMENTAL TRUST
SPECIAL COMMITTEE MEETING**

Tuesday, July 26th, 2022

1:00 P.M.

HAMPDEN TOWN OFFICE

MINUTES

1. Call to Order

Chair White opened the meeting at 1:00 p.m.

2. Review of proposed FY22 costs for reimbursement or payment from Environment Trust, Income

- a) General Fund payments for Stormwater Management totaling \$21,744.84

Trustee Woodbury moved that the Environmental Trust Committee reimburse the Town's General Fund from the Environmental Trust Income account of \$21,744.84; Chair White seconded the motion. Unanimous 2-0-0.

3. Removal of Bangor Savings Bank as the Institutional Trustee for the Environmental Trust, after proper notice, and to transfer the entire balance of the Environmental Trust "in-kind" to First Wealth Management as the appointed Institutional Trustee.

Trustee Woodbury moved to approve the removal of Bangor Savings Bank as the Institutional Trustee for the Environmental Trust, after the proper notice, and to transfer the entire balance of the Environmental Trust "in-kind" to First Wealth Management as the appointed Institutional Trustee; Chair White seconded the motion. Unanimous 2-0-0.

4. Setting an annual cap on expenditures from the Environmental Trust for reimbursement to the Town of Hampden for eligible expenses based upon the recommendation of the Town Council.

Trustee Woodbury moved to set an annual cap of 4% on expenditures from the Environmental Trust for reimbursement to the Town of Hampden for eligible expenses based upon the recommendation of the Town Council; Chair White seconded the motion. Unanimous 2-0-0.

5. Discussion on the allocation of trust funds.

It is the consensus of the trustees to follow the recommendation of the Deputy Treasurer with the allocations of trust funds.

6. Adjourn

The Environmental Trust meeting adjourned at 1:16 p.m.

Respectfully submitted by Wanda Libbey,
Administrative Asst.



Wealth Management

P.O. Box 930, Bangor, ME 04402

Relationship Officer: Julie Shephard
Phone Number: 207-248-4204
Email: julie.shephard@bangor.com

Investment Officer: Brett S. Miller
Phone Number: 207-974-4168
Email: brett.miller@bangor.com

Cover Page Section

Statement of Value and Activity

April 1, 2022 - April 30, 2022

Hampden Environ Rev-Income 1/19/1993
420036014

Table of Contents

Account Summary	1
Portfolio Analysis	2
Asset Detail	3
Transaction Summary	5
Transaction Detail	6
Pending Trades	8

Hampden Environmental Trust
c/o Paula Scott, Town Manager
106 Western Ave
Hampden ME 04444-1436



This page intentionally left blank.

Account Summary

Statement of Value and Activity


April 1, 2022 - April 30, 2022

Market Value Reconciliation

	<i>This Period</i>	<i>1/1/22 to 4/30/22</i>
Beginning Market Value	\$593,894.17	\$607,461.18
Additions	\$0.00	\$0.00
Distributions	\$0.00	\$1,691.51
Income	\$401.53	\$1,311.49
Non Cash Asset Changes	\$0.00	\$0.00
Change in Market Value	-\$5,811.00	-\$21,979.48
Ending Market Value	\$588,484.70	\$588,484.70
Realized Gains/Losses	\$0.00	\$0.00

Asset Allocation Summary

	<i>Asset Class</i>	<i>Balance</i>
89%	Fixed Income	\$523,674.50
11%	Cash and Equivalents	\$64,810.20
100%	Total Assets Value	\$588,484.70

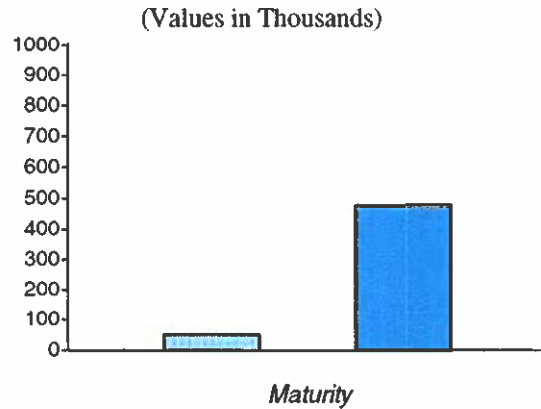


Portfolio Analysis

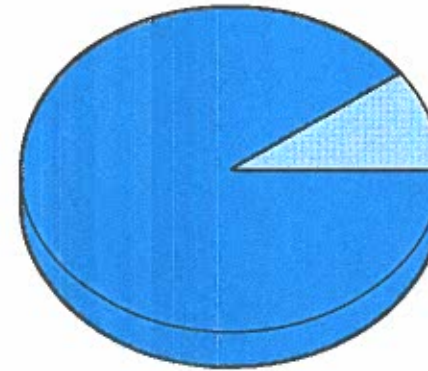
Statement of Value and Activity

April 1, 2022 - April 30, 2022

Bond Maturity Schedule



Bond Quality Summary



	Bond Maturity	Market Value
10%	Less than 1 year	\$50,083.00
90%	1 to 5 years	\$473,591.50
0%	5 to 10 years	\$0.00
0%	10 to 15 years	\$0.00
0%	15 to 20 years	\$0.00
0%	20 + years	\$0.00
100%	Total	\$523,674.50

	Quality Rating	Market Value
0%	AAA	\$0.00
10%	AA	\$50,083.00
0%	A	\$0.00
0%	BBB	\$0.00
90%	Other	\$473,591.50
100%	Total	\$523,674.50



0002724 - 0500246

Asset Detail

Statement of Value and Activity

April 1, 2022 - April 30, 2022

Asset Detail

Description	Shares/Par Value	Current Price	Market Value	Cost Basis	Unrealized G/L	Est. Ann. Income
<i>Cash and Equivalents</i>						
<i>Money Market</i>						
Federated Hermes Govt Obl TICKER: GOFXX	64,810.20	1.000	\$64,810.20	\$64,810.20	\$0.00	\$61.60
Total Cash and Equivalents			\$64,810.20	\$64,810.20	\$0.00	\$61.60
<i>Fixed Income</i>						
<i>Government Securities</i>						
Federal Home Loan Bank DTD 06/01/2012 2.125% 06/10/2022 Non Callable	50,000.00	100.166	\$50,083.00	\$50,862.00	-\$779.00	\$1,062.50
			\$50,083.00	\$50,862.00	-\$779.00	\$1,062.50
<i>US Treasury</i>						
United States Treasury Notes DTD 11/30/2021 0.500% 11/30/2023	150,000.00	96.777	\$145,165.50	\$149,552.81	-\$4,387.31	\$750.00
United States Treasury Notes DTD 12/31/2017 2.250% 12/31/2024	75,000.00	98.398	\$73,798.50	\$72,117.19	\$1,681.31	\$1,687.50
United States Treasury Notes DTD 10/31/2020 0.250% 10/31/2025	100,000.00	91.098	\$91,098.00	\$96,651.56	-\$5,553.56	\$250.00
United States Treasury Notes DTD 08/31/2021 0.750% 08/31/2026	75,000.00	91.070	\$68,302.50	\$74,855.98	-\$6,553.48	\$562.50

0002725 - 0500246

Asset Detail (continued)

Statement of Value and Activity

April 1, 2022 - April 30, 2022

Description	Shares/Par Value	Current Price	Market Value	Cost Basis	Unrealized G/L	Est. Ann. Income
United States Treasury Notes DTD 02/28/2022 1.875% 02/28/2027	100,000.00	95.227	\$95,227.00	\$97,671.88	-\$2,444.88	\$1,875.00
			\$473,591.50	\$490,849.42	-\$17,257.92	\$5,125.00
Total Fixed Income			\$523,674.50	\$541,711.42	-\$18,036.92	\$6,187.50
Total All Assets			\$588,484.70	\$606,521.62	-\$18,036.92	\$6,249.10



0002725 - 0500246

Transaction Summary

Statement of Value and Activity

April 1, 2022 - April 30, 2022

Transaction Summary

<i>Transaction Category</i>	<i>Principal Cash</i>	<i>Income Cash</i>
Beginning Cash Balance on 4/1/22	\$12,000.25	-\$12,000.25
Additions	\$0.00	\$0.00
Distributions		
Distributions	\$0.00	\$0.00
Fees	\$0.00	\$0.00
Total Distributions	\$0.00	\$0.00
Income		
Interest	\$0.00	\$396.25
Dividends	\$0.00	\$5.28
Capital Gains	\$0.00	\$0.00
Other Income	\$0.00	\$0.00
Total Income	\$0.00	\$401.53
Purchases	\$0.00	\$0.00
Sales/Maturities	\$50,000.00	\$0.00
Money Market Transactions	-\$50,401.53	\$0.00
Internal Account Transfers	\$0.00	\$0.00
Other	\$0.00	\$0.00
Ending Cash Balance on 4/30/22	\$11,598.72	-\$11,598.72

0002726 - 0500246

Transaction Detail

Statement of Value and Activity

April 1, 2022 - April 30, 2022

Transaction Details By Category

<i>Date</i>	<i>Transaction Description</i>	<i>Principal Cash</i>	<i>Income Cash</i>	<i>Tax Cost</i>
4/1/22	Beginning Balance	\$12,000.25	-\$12,000.25	
Interest				
4/8/22	FHLB 1.585% 4/08/22 \$0.007925/\$1 PV on 50,000 Par Value Due 4/8/22	\$0.00	\$396.25	\$0.00
		\$0.00	\$396.25	
Dividends				
4/1/22	Federated Hermes Govt Obl Dividend from 3/1/22 to 3/31/22	\$0.00	\$5.28	\$0.00
		\$0.00	\$5.28	
Total Income		\$0.00	\$401.53	
Sales/Maturities				
4/8/22	Matured 50,000 Par Value of FHLB 1.585% 4/08/22 Trade Date 4/8/22 Theor. Settlement Date 4/8/22 Taxable to Federal Only 50,000 Par Value at 100 %	\$50,000.00	\$0.00	-\$50,000.00
Total Sales/Maturities		\$50,000.00	\$0.00	
Money Market Transactions				
4/4/22	Purchased 5.28 Units of Federated Hermes Govt Obl Trade Date 4/4/22 Theor. Settlement Date 4/4/22 Taxable to Federal and State	-\$5.28	\$0.00	\$5.28



0002726 - 0500246

Transaction Detail (continued)

Statement of Value and Activity

April 1, 2022 - April 30, 2022

<i>Date</i>	<i>Transaction Description</i>	<i>Principal Cash</i>	<i>Income Cash</i>	<i>Tax Cost</i>
4/8/22	Purchased 50,396.25 Units of Federated Hermes Govt Obl Trade Date 4/8/22 Theor. Settlement Date 4/8/22 Taxable to Federal and State	-\$50,396.25	\$0.00	\$50,396.25
Total Money Market Transactions		-\$50,401.53	\$0.00	
	Other			
4/8/22	Amortized Premium on FHLB 1.585% 4/08/22 Fed Basis Decreased by \$9.71 to \$50,000.00 4/8/22 Current Year Amortization	\$0.00	\$0.00	-\$9.71
Total Other		\$0.00	\$0.00	
4/30/22	Ending Balance	\$11,598.72	-\$11,598.72	

0002127 - 0500246

Pending Trades

Statement of Value and Activity

April 1, 2022 - April 30, 2022

No pending trades.



0002727 - 0900246



Wealth Management

P.O. Box 930, Bangor, ME 04402

Relationship Officer: Julie Shephard
Phone Number: 207-248-4204
Email: julie.shephard@bangor.com

Investment Officer: Brett S. Miller
Phone Number: 207-974-4168
Email: brett.miller@bangor.com

Cover Page Section

Statement of Value and Activity

April 1, 2022 - April 30, 2022

Hampden Environ REV Trust 1/19/1993
440053015

Table of Contents

Account Summary	1
Portfolio Analysis	2
Asset Detail	3
Transaction Summary	6
Transaction Detail	7
Pending Trades	15

0002728 - 0500246

Hampden Environmental Trust
c/o Paula Scott, Town Manager
106 Western Ave
Hampden ME 04444-1436



This page intentionally left blank.

Account Summary

Statement of Value and Activity


April 1, 2022 - April 30, 2022

Market Value Reconciliation

	<i>This Period</i>	<i>1/1/22 to 4/30/22</i>
Beginning Market Value	\$2,688,053.04	\$2,792,249.20
Additions	\$0.00	\$0.00
Distributions	\$0.00	-\$20,916.19
Income	\$17.39	\$14,540.42
Non Cash Asset Changes	\$0.00	\$0.00
Change in Market Value	-\$33,553.00	-\$131,356.00
Ending Market Value	\$2,654,517.43	\$2,654,517.43
Realized Gains/Losses	\$0.00	\$0.00

Asset Allocation Summary

	<i>Asset Class</i>	<i>Balance</i>
96%	Fixed Income	\$2,539,884.25
4%	Cash and Equivalents	\$114,633.18
100%	Total Assets Value	\$2,654,517.43

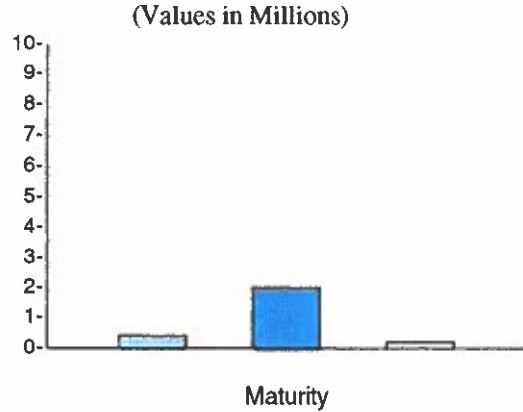


Portfolio Analysis

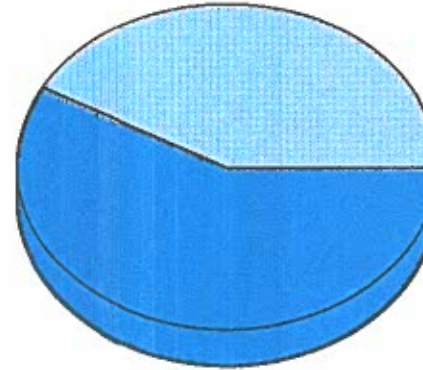
Statement of Value and Activity

April 1, 2022 - April 30, 2022

Bond Maturity Schedule



Bond Quality Summary



	Bond Maturity	Market Value
16%	Less than 1 year	\$401,119.50
77%	1 to 5 years	\$1,966,154.75
7%	5 to 10 years	\$172,610.00
0%	10 to 15 years	\$0.00
0%	15 to 20 years	\$0.00
0%	20 + years	\$0.00
100%	Total	\$2,539,884.25

	Quality Rating	Market Value
0%	AAA	\$0.00
42%	AA	\$1,078,788.25
0%	A	\$0.00
0%	BBB	\$0.00
58%	Other	\$1,461,096.00
100%	Total	\$2,539,884.25



0002729 - 0500246

Asset Detail

Statement of Value and Activity

April 1, 2022 - April 30, 2022

Asset Detail

Description	Shares/Par Value	Current Price	Market Value	Cost Basis	Unrealized G/L	Est. Ann. Income
<i>Cash and Equivalents</i>						
<i>Money Market</i>						
Federated Hermes Govt Obl TICKER: GOFXX	114,633.18	1.000	\$114,633.18	\$114,633.18	\$0.00	\$108.96
Total Cash and Equivalents			\$114,633.18	\$114,633.18	\$0.00	\$108.96
<i>Fixed Income</i>						
<i>Government Securities</i>						
Federal Home Loan Bank DTD 06/01/2012 2.125% 06/10/2022 Non Callable	150,000.00	100.166	\$150,249.00	\$152,586.00	-\$2,337.00	\$3,187.50
Federal Farm Credit Bank DTD 11/07/2013 2.930% 11/07/2022 Non Callable	100,000.00	100.824	\$100,824.00	\$99,473.00	\$1,351.00	\$2,930.00
Federal Home Loan Bank DTD 05/30/2013 2.500% 05/30/2023 Callable	125,000.00	100.246	\$125,307.50	\$124,271.25	\$1,036.25	\$3,125.00
Federal Farm Credit Bank DTD 11/09/2012 2.130% 11/09/2023 Non Callable	125,000.00	99.570	\$124,462.50	\$119,285.00	\$5,177.50	\$2,662.50
Federal Farm Credit Bank DTD 02/21/2013 2.330% 02/21/2024 Non Callable	125,000.00	99.710	\$124,637.50	\$120,717.50	\$3,920.00	\$2,912.50
Federal Farm Credit Bank DTD 11/13/2015 2.500% 01/13/2025 Non Callable	125,000.00	99.093	\$123,866.25	\$126,017.72	-\$2,151.47	\$3,125.00

0002730 - 0500246

Asset Detail (continued)

Statement of Value and Activity

April 1, 2022 - April 30, 2022

Description	Shares/Par Value	Current Price	Market Value	Cost Basis	Unrealized G/L	Est. Ann. Income
Federal Home Loan Bank DTD 07/01/2021 0.875% 06/12/2026 Non Callable	150,000.00	91.965	\$137,947.50	\$151,221.47	-\$13,273.97	\$1,312.50
Federal Home Loan Bank DTD 08/03/2016 1.875% 09/11/2026 Non Callable	200,000.00	95.747	\$191,494.00	\$206,207.43	-\$14,713.43	\$3,750.00
			\$1,078,788.25	\$1,099,779.37	-\$20,991.12	\$23,005.00
US Treasury						
United States Treasury Notes DTD 11/15/2012 1.625% 11/15/2022	150,000.00	100.031	\$150,046.50	\$150,043.79	\$2.71	\$2,437.50
United States Treasury Notes DTD 08/31/2018 2.750% 08/31/2023	150,000.00	100.383	\$150,574.50	\$149,847.66	\$726.84	\$4,125.00
United States Treasury Notes DTD 07/31/2020 0.250% 07/31/2025	200,000.00	91.731	\$183,462.00	\$197,687.50	-\$14,225.50	\$500.00
United States Treasury Notes DTD 08/15/2015 2.000% 08/15/2025	200,000.00	97.086	\$194,172.00	\$197,046.88	-\$2,874.88	\$4,000.00
United States Treasury Notes DTD 08/31/2018 2.750% 08/31/2025	100,000.00	99.422	\$99,422.00	\$99,432.31	-\$10.31	\$2,750.00
United States Treasury Notes DTD 06/30/2021 0.875% 06/30/2026	200,000.00	91.875	\$183,750.00	\$201,780.87	-\$18,030.87	\$1,750.00
United States Treasury Notes DTD 08/31/2021 0.750% 08/31/2026	150,000.00	91.070	\$136,605.00	\$149,711.97	-\$13,106.97	\$1,125.00
United States Treasury Notes DTD 02/28/2022 1.875% 02/28/2027	200,000.00	95.227	\$190,454.00	\$195,343.75	-\$4,889.75	\$3,750.00



0002730 - 0900246

Asset Detail (continued)

Statement of Value and Activity

April 1, 2022 - April 30, 2022

Description	Shares/Par Value	Current Price	Market Value	Cost Basis	Unrealized G/L	Est. Ann. Income
United States Treasury Notes DTD 02/15/2021 1.125% 02/15/2031	200,000.00	86.305	\$172,610.00	\$189,904.40	-\$17,294.40	\$2,250.00
			\$1,461,096.00	\$1,530,799.13	-\$69,703.13	\$22,687.50
Total Fixed Income			\$2,539,884.25	\$2,630,578.50	-\$90,694.25	\$45,692.50
Total All Assets			\$2,654,517.43	\$2,745,211.68	-\$90,694.25	\$45,801.46

0002731 - 0500246

Transaction Summary

Statement of Value and Activity

April 1, 2022 - April 30, 2022

Transaction Summary

<i>Transaction Category</i>	<i>Principal Cash</i>	<i>Income Cash</i>
Beginning Cash Balance on 4/1/22	\$1,293.77	-\$1,293.77
Additions	\$0.00	\$0.00
Distributions		
Distributions	\$0.00	\$0.00
Fees	\$0.00	\$0.00
Total Distributions	\$0.00	\$0.00
Income		
Interest	\$0.00	\$0.00
Dividends	\$0.00	\$17.39
Capital Gains	\$0.00	\$0.00
Other Income	\$0.00	\$0.00
Total Income	\$0.00	\$17.39
Purchases	\$0.00	\$0.00
Sales/Maturities	\$0.00	\$0.00
Money Market Transactions	-\$17.39	\$0.00
Internal Account Transfers	\$0.00	\$0.00
Other	\$0.00	\$0.00
Ending Cash Balance on 4/30/22	\$1,276.38	-\$1,276.38



0002731 - 0900246

Transaction Detail

Statement of Value and Activity

April 1, 2022 - April 30, 2022

Transaction Details By Category

Date	Transaction Description	Principal Cash	Income Cash	Tax Cost
4/1/22	Beginning Balance	\$1,293.77	-\$1,293.77	
	Dividends			
4/1/22	Federated Hermes Govt Obl Dividend from 3/1/22 to 3/31/22	\$0.00	\$17.39	\$0.00
	Total Income	\$0.00	\$17.39	
	Money Market Transactions			
4/1/22	Sold 1,293.77 Units of Federated Hermes Govt Obl Trade Date 4/1/22 Theor. Settlement Date 4/1/22 Taxable to Federal and State	\$1,293.77	\$0.00	-\$1,293.77
4/1/22	Purchased 1,293.77 Units of Federated Hermes Govt Obl Trade Date 4/1/22 Theor. Settlement Date 4/1/22 Taxable to Federal and State	-\$1,293.77	\$0.00	\$1,293.77
4/4/22	Sold 1,276.38 Units of Federated Hermes Govt Obl Trade Date 4/4/22 Theor. Settlement Date 4/4/22 Taxable to Federal and State	\$1,276.38	\$0.00	-\$1,276.38
4/4/22	Purchased 1,293.77 Units of Federated Hermes Govt Obl Trade Date 4/4/22 Theor. Settlement Date 4/4/22 Taxable to Federal and State	-\$1,293.77	\$0.00	\$1,293.77

0002732 - 0500246

Transaction Detail (continued)

Statement of Value and Activity

April 1, 2022 - April 30, 2022

<i>Date</i>	<i>Transaction Description</i>	<i>Principal Cash</i>	<i>Income Cash</i>	<i>Tax Cost</i>
4/5/22	Sold 1,276.38 Units of Federated Hermes Govt Obl Trade Date 4/5/22 Theor. Settlement Date 4/5/22 Taxable to Federal and State	\$1,276.38	\$0.00	-\$1,276.38
4/5/22	Purchased 1,276.38 Units of Federated Hermes Govt Obl Trade Date 4/5/22 Theor. Settlement Date 4/5/22 Taxable to Federal and State	-\$1,276.38	\$0.00	\$1,276.38
4/6/22	Sold 1,276.38 Units of Federated Hermes Govt Obl Trade Date 4/6/22 Theor. Settlement Date 4/6/22 Taxable to Federal and State	\$1,276.38	\$0.00	-\$1,276.38
4/6/22	Purchased 1,276.38 Units of Federated Hermes Govt Obl Trade Date 4/6/22 Theor. Settlement Date 4/6/22 Taxable to Federal and State	-\$1,276.38	\$0.00	\$1,276.38
4/7/22	Sold 1,276.38 Units of Federated Hermes Govt Obl Trade Date 4/7/22 Theor. Settlement Date 4/7/22 Taxable to Federal and State	\$1,276.38	\$0.00	-\$1,276.38
4/7/22	Purchased 1,276.38 Units of Federated Hermes Govt Obl Trade Date 4/7/22 Theor. Settlement Date 4/7/22 Taxable to Federal and State	-\$1,276.38	\$0.00	\$1,276.38



0002732 - 0500246

Transaction Detail (continued)

Statement of Value and Activity

April 1, 2022 - April 30, 2022

Date	Transaction Description	Principal Cash	Income Cash	Tax Cost
4/8/22	Sold 1,276.38 Units of Federated Hermes Govt Obl Trade Date 4/8/22 Theor. Settlement Date 4/8/22 Taxable to Federal and State	\$1,276.38	\$0.00	-\$1,276.38
4/8/22	Purchased 1,276.38 Units of Federated Hermes Govt Obl Trade Date 4/8/22 Theor. Settlement Date 4/8/22 Taxable to Federal and State	-\$1,276.38	\$0.00	\$1,276.38
4/11/22	Sold 1,276.38 Units of Federated Hermes Govt Obl Trade Date 4/11/22 Theor. Settlement Date 4/11/22 Taxable to Federal and State	\$1,276.38	\$0.00	-\$1,276.38
4/11/22	Purchased 1,276.38 Units of Federated Hermes Govt Obl Trade Date 4/11/22 Theor. Settlement Date 4/11/22 Taxable to Federal and State	-\$1,276.38	\$0.00	\$1,276.38
4/12/22	Sold 1,276.38 Units of Federated Hermes Govt Obl Trade Date 4/12/22 Theor. Settlement Date 4/12/22 Taxable to Federal and State	\$1,276.38	\$0.00	-\$1,276.38
4/12/22	Purchased 1,276.38 Units of Federated Hermes Govt Obl Trade Date 4/12/22 Theor. Settlement Date 4/12/22 Taxable to Federal and State	-\$1,276.38	\$0.00	\$1,276.38

0002733 - 0500246

Transaction Detail (continued)

Statement of Value and Activity

April 1, 2022 - April 30, 2022

<i>Date</i>	<i>Transaction Description</i>	<i>Principal Cash</i>	<i>Income Cash</i>	<i>Tax Cost</i>
4/13/22	Sold 1,276.38 Units of Federated Hermes Govt Obl Trade Date 4/13/22 Theor. Settlement Date 4/13/22 Taxable to Federal and State	\$1,276.38	\$0.00	-\$1,276.38
4/13/22	Purchased 1,276.38 Units of Federated Hermes Govt Obl Trade Date 4/13/22 Theor. Settlement Date 4/13/22 Taxable to Federal and State	-\$1,276.38	\$0.00	\$1,276.38
4/14/22	Sold 1,276.38 Units of Federated Hermes Govt Obl Trade Date 4/14/22 Theor. Settlement Date 4/14/22 Taxable to Federal and State	\$1,276.38	\$0.00	-\$1,276.38
4/14/22	Purchased 1,276.38 Units of Federated Hermes Govt Obl Trade Date 4/14/22 Theor. Settlement Date 4/14/22 Taxable to Federal and State	-\$1,276.38	\$0.00	\$1,276.38
4/18/22	Sold 1,276.38 Units of Federated Hermes Govt Obl Trade Date 4/18/22 Theor. Settlement Date 4/18/22 Taxable to Federal and State	\$1,276.38	\$0.00	-\$1,276.38
4/18/22	Purchased 1,276.38 Units of Federated Hermes Govt Obl Trade Date 4/18/22 Theor. Settlement Date 4/18/22 Taxable to Federal and State	-\$1,276.38	\$0.00	\$1,276.38



0002733 - 0500246

Transaction Detail (continued)

Statement of Value and Activity

April 1, 2022 - April 30, 2022

Date	Transaction Description	Principal Cash	Income Cash	Tax Cost
4/19/22	Sold 1,276.38 Units of Federated Hermes Govt Obl Trade Date 4/19/22 Theor. Settlement Date 4/19/22 Taxable to Federal and State	\$1,276.38	\$0.00	-\$1,276.38
4/19/22	Purchased 1,276.38 Units of Federated Hermes Govt Obl Trade Date 4/19/22 Theor. Settlement Date 4/19/22 Taxable to Federal and State	-\$1,276.38	\$0.00	\$1,276.38
4/20/22	Sold 1,276.38 Units of Federated Hermes Govt Obl Trade Date 4/20/22 Theor. Settlement Date 4/20/22 Taxable to Federal and State	\$1,276.38	\$0.00	-\$1,276.38
4/20/22	Purchased 1,276.38 Units of Federated Hermes Govt Obl Trade Date 4/20/22 Theor. Settlement Date 4/20/22 Taxable to Federal and State	-\$1,276.38	\$0.00	\$1,276.38
4/21/22	Sold 1,276.38 Units of Federated Hermes Govt Obl Trade Date 4/21/22 Theor. Settlement Date 4/21/22 Taxable to Federal and State	\$1,276.38	\$0.00	-\$1,276.38
4/21/22	Purchased 1,276.38 Units of Federated Hermes Govt Obl Trade Date 4/21/22 Theor. Settlement Date 4/21/22 Taxable to Federal and State	-\$1,276.38	\$0.00	\$1,276.38

0002734 - 0500246

Transaction Detail (continued)

Statement of Value and Activity

April 1, 2022 - April 30, 2022

<i>Date</i>	<i>Transaction Description</i>	<i>Principal Cash</i>	<i>Income Cash</i>	<i>Tax Cost</i>
4/22/22	Sold 1,276.38 Units of Federated Hermes Govt Obl Trade Date 4/22/22 Theor. Settlement Date 4/22/22 Taxable to Federal and State	\$1,276.38	\$0.00	-\$1,276.38
4/22/22	Purchased 1,276.38 Units of Federated Hermes Govt Obl Trade Date 4/22/22 Theor. Settlement Date 4/22/22 Taxable to Federal and State	-\$1,276.38	\$0.00	\$1,276.38
4/25/22	Sold 1,276.38 Units of Federated Hermes Govt Obl Trade Date 4/25/22 Theor. Settlement Date 4/25/22 Taxable to Federal and State	\$1,276.38	\$0.00	-\$1,276.38
4/25/22	Purchased 1,276.38 Units of Federated Hermes Govt Obl Trade Date 4/25/22 Theor. Settlement Date 4/25/22 Taxable to Federal and State	-\$1,276.38	\$0.00	\$1,276.38
4/26/22	Sold 1,276.38 Units of Federated Hermes Govt Obl Trade Date 4/26/22 Theor. Settlement Date 4/26/22 Taxable to Federal and State	\$1,276.38	\$0.00	-\$1,276.38
4/26/22	Purchased 1,276.38 Units of Federated Hermes Govt Obl Trade Date 4/26/22 Theor. Settlement Date 4/26/22 Taxable to Federal and State	-\$1,276.38	\$0.00	\$1,276.38



0002734 - 0500246

Transaction Detail (continued)

Statement of Value and Activity

April 1, 2022 - April 30, 2022

Date	Transaction Description	Principal Cash	Income Cash	Tax Cost
4/27/22	Sold 1,276.38 Units of Federated Hermes Govt Obl Trade Date 4/27/22 Theor. Settlement Date 4/27/22 Taxable to Federal and State	\$1,276.38	\$0.00	-\$1,276.38
4/27/22	Purchased 1,276.38 Units of Federated Hermes Govt Obl Trade Date 4/27/22 Theor. Settlement Date 4/27/22 Taxable to Federal and State	-\$1,276.38	\$0.00	\$1,276.38
4/28/22	Sold 1,276.38 Units of Federated Hermes Govt Obl Trade Date 4/28/22 Theor. Settlement Date 4/28/22 Taxable to Federal and State	\$1,276.38	\$0.00	-\$1,276.38
4/28/22	Purchased 1,276.38 Units of Federated Hermes Govt Obl Trade Date 4/28/22 Theor. Settlement Date 4/28/22 Taxable to Federal and State	-\$1,276.38	\$0.00	\$1,276.38
4/29/22	Sold 1,276.38 Units of Federated Hermes Govt Obl Trade Date 4/29/22 Theor. Settlement Date 4/29/22 Taxable to Federal and State	\$1,276.38	\$0.00	-\$1,276.38

0002735 - 0900246

Transaction Detail (continued)

Statement of Value and Activity

April 1, 2022 - April 30, 2022

Date	Transaction Description	Principal Cash	Income Cash	Tax Cost
4/29/22	Purchased 1,276.38 Units of Federated Hermes Govt Obl Trade Date 4/29/22 Theor. Settlement Date 4/29/22 Taxable to Federal and State	-\$1,276.38	\$0.00	\$1,276.38
Total Money Market Transactions		-\$17.39	\$0.00	
4/30/22	Ending Balance	\$1,276.38	-\$1,276.38	



0002735 - 0500246

Pending Trades

Statement of Value and Activity

April 1, 2022 - April 30, 2022

No pending trades.



0002736 - 0500246

Monthly Portfolio Statement

May 1, 2022 - May 31, 2022

Hampden Environ REV-Income 1/19/1993



A Division of Bangor Savings Bank

24 Hamlin Way
Bangor, ME 04401

Welcome to your new and improved client statement. We appreciate your trust in Bangor Wealth Management and look forward to our continued service to you.

Relationship Manager(s)

Relationship Manager: Julie Shephard 207-248-4204 julie.shephard@bangor.com

Accounts Included In This Statement

420036014 Hampden Environ REV-Income 1/19/1993

Table of Contents

Account Overview..... 3
Portfolio Analysis.....4
Portfolio Holdings.....5
Transaction Detail.....7

2001668-000268996-00010 of 00024-c01-m2-0641-0-1669

2001698-00026896-00009 of 00024-c01-m2-0641-01669



This page intentionally left blank.

PG54WN1L 00000043 20220602 123166142

Account Overview - 420036014 Hampden Environ REV-Income 1/19/1993

Investment Objective: 100% Bond

Asset Allocation on May 31, 2022

	Market Value (\$)	Percent
■ Fixed Income	526,541.75	91%
■ Cash & Equivalents	49,922.09	9%
Subtotal	\$576,463.84	100%
Liabilities	-11,088.26	
Total of your account	\$565,375.58	



Liabilities may include negative portfolio balances, negative cash balances, promissory notes, loans or other miscellaneous debt obligations of the account.

Activity Summary

	This Period
Beginning Market Value	588,484.70
Additions	0.00
Withdrawals	-32,064.33
Income & Capital Gain Distributions	510.46
Fees	0.00
Cash & Security Transfers	5,577.50
Investment Activity	0.00
Realized Gain/Loss	0.00
Change in Value	2,867.25
Market Value on May 31, 2022	\$565,375.58

Income Earned

	This Period
Taxable Income	\$510.46
Tax-Exempt Income	\$0.00
Tax-Deferred Income	\$0.00
Total Income Earned	\$510.46
Total Short Term Realized Capital Gain/Loss	\$0.00
Total Long Term Realized Capital Gain/Loss	\$0.00
Total Realized Capital Gain/Loss	\$0.00

This summary is for your reference. It is not intended for tax-reporting purposes. Taxable income is taxable at the federal level and may be taxable at the state level.

2001698-0026895-00008 of 00024-c01-m2-0641-01699

Portfolio Analysis - 420036014 Hampden Environ REV-Income 1/19/1993

Equity Sector Analysis

No equity holdings currently held.

Bond Maturity

	Market Value (\$)	Percent
■ Three to Five years	256,387.25	49%
■ One to Three years	220,137.00	42%
■ Less than 1 year	50,017.50	9%
Portfolio Total	\$526,541.75	100%



Bond Quality Ratings

	Market Value (\$)	Percent
■ AA	50,017.50	9%
■ Uncategorized	476,524.25	91%
Portfolio Total	\$526,541.75	100%



2001568-00026895-00007 of 00024-C01-m2-0641-01669



Portfolio Holdings on May 31, 2022

	Number of Shares Share Price	Market Value Accrued Inc.	Cost Basis Unrealized G/L	Est. Ann. Inc. Yield at Market	% of Account
Cash & Equivalents					
<i>Capital Portfolio</i>					
Federated Hermes Government Obligations Fund TICKER: GOFXX CUSIP:608919718	38,833.83 1.00	38,833.83 32.40	38,833.83 0.00	89.55 .23	6.74%
US Dollar Spot Currency:USD	11,088.26 1.00	11,088.26 0.00	11,088.26 0.00	0.00	1.92%
Total Capital Portfolio		\$49,922.09 \$32.40	\$49,922.09 \$0.00	\$89.55 0.18%	8.66%
<i>Income Portfolio</i>					
US Dollar Spot Currency:USD	-11,088.26 1.00	-11,088.26 0.00	-11,088.26 0.00	0.00	0.00%
Total Income Portfolio		-\$11,088.26 \$0.00	-\$11,088.26 \$0.00	\$0.00	0.00%
Total Cash & Equivalents		\$38,833.83 \$32.40	\$38,833.83 \$0.00	\$89.55 0.23%	8.66%
Fixed Income					
<i>Domestic Taxable</i>					
Federal Home Loan Banks 2.125% 10 Jun 2022 CUSIP:313379Q69	50,000.00 100.035	50,017.50 504.69	50,862.00 -844.50	1,062.50 2.12	8.68%
United States Treasury Note/Bond 1.875% 28 Feb 2027 CUSIP:91282CEC1	100,000.00 95.797	95,797.00 477.74	97,671.88 -1,874.88	1,875.00 1.96	16.62%
United States Treasury Note/Bond 2.25% 31 Dec 2024 CUSIP:9128283P3	75,000.00 98.938	74,203.50 708.56	72,117.19 2,086.31	1,687.50 2.27	12.87%
United States Treasury Note/Bond .25% 31 Oct 2025 CUSIP:91282CAT8	100,000.00 91.801	91,801.00 21.92	96,973.16 -5,172.16	250.00 .27	15.92%
United States Treasury Note/Bond .5% 30 Nov 2023 CUSIP:91282CDM0	150,000.00 97.289	145,933.50 1.54	149,552.81 -3,619.31	562.50 .39	25.32%

2001668-00026894-00006 of 00024-c01-m2-064 1-0 1669

Portfolio Holdings on May 31, 2022 (continued)

	Number of Shares Share Price	Market Value Accrued Inc.	Cost Basis Unrealized G/L	Est. Ann. Inc. Yield at Market	% of Account
Fixed Income (continued)					
<i>Domestic Taxable (continued)</i>					
United States Treasury Note/Bond .75% 31 Aug 2026	75,000.00	68,789.25	74,855.98	562.50	11.93%
CUSIP:91282CCW9	91.719	142.15	-6,066.73	.82	
Total Domestic Taxable		\$526,541.75	\$542,033.02	\$6,000.00	91.34%
		\$1,856.60	-\$15,491.27	1.14%	
Total Fixed Income		\$526,541.75	\$542,033.02	\$6,000.00	91.34%
		\$1,856.60	-\$15,491.27	1.14%	
Portfolio Total		\$565,375.58	\$580,866.85	\$6,089.55	100.00%
		\$1,889.00	-\$15,491.27	1.08%	

2001668-00026894-00005 of 00024-c01-m2-0641-01669



Transaction Detail

Trade Date	Transaction Description	Principal Amount	Income Amount	Accrued Income	Cost Basis Realized G/L
420036014 Hampden Environ REV-Income 1/19/1993					
Withdrawals					
<i>Distributions</i>					
May 25, 2022	Cash Disbursement - Beneficiary Distribution Via Check, Paid To Town of Hampden, Certification dated 5/16/22	-32,064.33			0.00
Total Distributions		-\$32,064.33	\$0.00	\$0.00	\$0.00
Total Withdrawals		-\$32,064.33	\$0.00	\$0.00	\$0.00
Income & Capital Gain Distributions					
<i>Dividends</i>					
May 2, 2022	Cash Dividend on Federated Hermes Government Obligations Fund For 64,810.20 Units Due on 05/02/22		10.46		0.00
Total Dividends		\$0.00	\$10.46	\$0.00	\$0.00
<i>Interest</i>					
May 2, 2022	Interest Payment 0.00125 USD United States Treasury Note/Bond .25% 31 Oct 2025 For 100,000.00 Par Value Due on 05/02/22 With Ex Date 04/30/22		125.00		0.00
May 31, 2022	Interest Payment 0.0025 USD United States Treasury Note/Bond .5% 30 Nov 2023 For 150,000.00 Par Value Due on 05/31/22 With Ex Date 05/31/22		375.00		0.00
Total Interest		\$0.00	\$500.00	\$0.00	\$0.00
Total Income & Capital Gain Distributions		\$0.00	\$510.46	\$0.00	\$0.00

2001668-0026893-00004 of 00024-c01-m2-0641-01669

Transaction Detail (continued)

Trade Date	Transaction Description	Principal Amount	Income Amount	Accrued Income	Cost Basis Realized G/L
420036014 Hampden Environ REV-Income 1/19/1993 (Continued)					
Cash & Security Transfers					
<i>Net Cash Transfers</i>					
May 10, 2022	Cash Transfer - Portfolio Transfer From 440053015 Hampden Environ REV Trust 1/19/1993 Portfolio (Income)	2,796.25			0.00
May 17, 2022	Cash Transfer - Portfolio Transfer From 440053015 Hampden Environ REV Trust 1/19/1993 Portfolio (Income)	1,218.75			0.00
May 31, 2022	Cash Transfer - Portfolio Transfer From 440053015 Hampden Environ REV Trust 1/19/1993 Portfolio (Income)	1,562.50			0.00
Total Net Cash Transfers		\$5,577.50	\$0.00	\$0.00	\$0.00
Total Cash & Security Transfers		\$5,577.50	\$0.00	\$0.00	\$0.00
Investment Activity					
<i>Sweep Activity</i>					
May 31, 2022	Sweep sales totaling -43,528.62 units of Federated Hermes Government Obligations Fund for Portfolio (Capital) (2 Transactions)	43,528.62			-43,528.62 0.00
May 31, 2022	Sweep purchases totaling 17,552.25 units of Federated Hermes Government Obligations Fund for Portfolio (Capital) (6 Transactions)	-17,552.25			17,552.25 0.00
Total Sweep Activity		\$25,976.37	\$0.00	\$0.00	-\$25,976.37 \$0.00

2001668-00026893-00003 of 00024-c01-m2-0641-01668



Transaction Detail (continued)

Trade Date	Transaction Description	Principal Amount	Income Amount	Accrued Income	Cost Basis Realized G/L
420036014 Hampden Environ REV-Income 1/19/1993 (Continued)					
Investment Activity (Continued)					
<i>Other</i>					
May 2, 2022	Adjustment - Accreted Market Discount Current Year of United States Treasury Note/Bond .25% 31 Oct 2025 - Adjustment Amount of \$321.60, Federal Cost \$321.60, State Cost \$321.60	0.00			321.60 0.00
Total Other		\$0.00	\$0.00	\$0.00	\$321.60 \$0.00
Total Investment Activity		\$25,976.37	\$0.00	\$0.00	-\$25,654.77 \$0.00
Total 420036014 Hampden Environ REV-Income 1/19/1993		-\$510.46	\$510.46	\$0.00	-\$25,654.77 \$0.00

2001668-00026892-0002 of 00024-c01-m-2-0641-0-1669

Transaction Detail (continued)

2001668-0026892-00001 of 00024-c01-m2-0641-01669

This page intentionally left blank.



Monthly Portfolio Statement

May 1, 2022 - May 31, 2022

Hampden Environ REV Trust 1/19/1993

Bangor Wealth Management

A Division of Bangor Savings Bank

24 Hamlin Way
Bangor, ME 04401

Welcome to your new and improved client statement. We appreciate your trust in Bangor Wealth Management and look forward to our continued service to you.

Relationship Manager(s)

Relationship Manager: Julie Shephard 207-248-4204 julie.shephard@bangor.com

Accounts Included In This Statement

440053015 Hampden Environ REV Trust 1/19/1993

Table of Contents

Account Overview.....	3
Portfolio Analysis.....	4
Portfolio Holdings.....	5
Transaction Detail.....	7

2001568-00026902-00021 of 00024-c01-m2-0641-01669



This page intentionally left blank.

PO54WN1L 00000101 20220602 123166322

Account Overview - 440053015 Hampden Environ REV Trust 1/19/1993

Investment Objective: 100% Bond

Asset Allocation on May 31, 2022

	Market Value (\$)	Percent
■ Fixed Income	2,549,050.25	96%
■ Cash & Equivalents	113,655.21	4%
Total of your account	\$2,662,705.46	100%



Liabilities may include negative portfolio balances, negative cash balances, promissory notes, loans or other miscellaneous debt obligations of the account.

Activity Summary

	This Period
Beginning Market Value	2,654,517.43
Additions	0.00
Withdrawals	-1,000.00
Income & Capital Gain Distributions	5,599.53
Fees	0.00
Cash & Security Transfers	-5,577.50
Investment Activity	0.00
Realized Gain/Loss	0.00
Change in Value	9,166.00
Market Value on May 31, 2022	\$2,662,705.46

Income Earned

	This Period
Taxable Income	\$5,599.53
Tax-Exempt Income	\$0.00
Tax-Deferred Income	\$0.00
Total Income Earned	\$5,599.53
Total Short Term Realized Capital Gain/Loss	\$0.00
Total Long Term Realized Capital Gain/Loss	\$0.00
Total Realized Capital Gain/Loss	\$0.00

This summary is for your reference. It is not intended for tax-reporting purposes. Taxable income is taxable at the federal level and may be taxable at the state level.

Portfolio Analysis - 440053015 Hampden Environ REV Trust 1/19/1993

Equity Sector Analysis

No equity holdings currently held.

Bond Maturity

	Market Value (\$)	Percent
■ Three to Five years	1,324,779.50	51%
■ Less than 1 year	526,237.25	21%
■ One to Three years	524,431.50	21%
■ Five to Ten years	173,602.00	7%
Portfolio Total	\$2,549,050.25	100%



Bond Quality Ratings

	Market Value (\$)	Percent
■ AA	1,080,074.75	42%
■ Uncategorized	1,468,975.50	58%
Portfolio Total	\$2,549,050.25	100%



Portfolio Holdings on May 31, 2022

	Number of Shares Share Price	Market Value Accrued Inc.	Cost Basis Unrealized G/L	Est. Ann. Inc. Yield at Market	% of Account
Cash & Equivalents					
<i>Capital Portfolio</i>					
Federated Hermes Government Obligations Fund TICKER: GOFXX CUSIP:608919718	113,655.21 1.00	113,655.21 61.70	113,655.21 0.00	262.09 .23	4.27%
Total Capital Portfolio		\$113,655.21 \$61.70	\$113,655.21 \$0.00	\$262.09 0.23%	4.27%
<i>Income Portfolio</i>					
Federated Hermes Government Obligations Fund TICKER: GOFXX CUSIP:608919718	0.00 0.00	0.00 0.07	0.00 0.00	0.00 .23	0.00%
Total Income Portfolio		\$0.00 \$0.07	\$0.00 \$0.00	\$0.00 0.00%	0.00%
Total Cash & Equivalents		\$113,655.21 \$61.77	\$113,655.21 \$0.00	\$262.09 0.23%	4.27%
Fixed Income					
<i>Domestic Taxable</i>					
Federal Farm Credit Banks Funding Corp 2.13% 09 Nov 2023 CUSIP:3133EC2C7	125,000.00 99.53	124,412.50 162.71	124,070.45 342.05	2,662.50 2.14	4.67%
Federal Farm Credit Banks Funding Corp 2.33% 21 Feb 2024 CUSIP:3133ECG73	125,000.00 99.691	124,613.75 809.03	120,717.50 3,896.25	2,912.50 2.34	4.68%
Federal Farm Credit Banks Funding Corp 2.5% 13 Jan 2025 CUSIP:3133EFNW3	125,000.00 99.555	124,443.75 1,197.92	126,017.72 -1,573.97	3,125.00 2.51	4.67%
Federal Farm Credit Banks Funding Corp 2.93% 07 Nov 2022 CUSIP:3133ED6R8	100,000.00 100.684	100,684.00 195.33	99,473.00 1,211.00	2,930.00 2.91	3.78%
Federal Home Loan Banks 1.875% 11 Sep 2026 CUSIP:3130A8XY4	200,000.00 95.811	191,622.00 833.33	206,207.43 -14,585.43	3,750.00 1.96	7.20%
Federal Home Loan Banks 2.125% 10 Jun 2022 CUSIP:313379Q69	150,000.00 100.035	150,052.50 1,514.06	152,586.00 -2,533.50	3,187.50 2.12	5.64%
Federal Home Loan Banks 2.5% 30 May 2023 CUSIP:3133833R0	125,000.00 100.349	125,436.25 8.68	124,271.25 1,165.00	3,125.00 2.49	4.71%
Federal Home Loan Banks .875% 12 Jun 2026 CUSIP:3130AN4T4	150,000.00 92.54	138,810.00 616.15	151,221.47 -12,411.47	1,312.50 .95	5.21%

Portfolio Holdings on May 31, 2022 (continued)

	Number of Shares Share Price	Market Value Accrued Inc.	Cost Basis Unrealized G/L	Est. Ann. Inc. Yield at Market	% of Account
Fixed Income (continued)					
<i>Domestic Taxable (continued)</i>					
United States Treasury Note/Bond 1.125% 15 Feb 2031 CUSIP:91282CBL4	200,000.00 86.801	173,602.00 658.84	189,904.40 -16,302.40	2,250.00 1.3	6.52%
United States Treasury Note/Bond 1.625% 15 Nov 2022 CUSIP:912828TY6	150,000.00 100.043	150,064.50 112.60	150,043.79 20.71	2,437.50 1.62	5.64%
United States Treasury Note/Bond 1.875% 28 Feb 2027 CUSIP:91282CEC1	200,000.00 95.797	191,594.00 955.48	195,343.75 -3,749.75	3,750.00 1.96	7.20%
United States Treasury Note/Bond 2% 15 Aug 2025 CUSIP:912828K74	200,000.00 97.66	195,320.00 1,171.27	197,046.88 -1,726.88	4,000.00 2.05	7.33%
United States Treasury Note/Bond .25% 31 Jul 2025 CUSIP:91282CAB7	200,000.00 92.414	184,828.00 167.13	197,687.50 -12,859.50	500.00 .27	6.94%
United States Treasury Note/Bond 2.75% 31 Aug 2023 CUSIP:9128284X5	150,000.00 100.641	150,961.50 1,042.46	149,847.66 1,113.84	4,125.00 2.73	5.67%
United States Treasury Note/Bond 2.75% 31 Aug 2025 CUSIP:9128284Z0	100,000.00 99.965	99,965.00 694.97	99,432.31 532.69	2,750.00 2.75	3.75%
United States Treasury Note/Bond .75% 31 Aug 2026 CUSIP:91282CCW9	150,000.00 91.719	137,578.50 284.31	149,711.97 -12,133.47	1,125.00 .82	5.17%
United States Treasury Note/Bond .875% 30 Jun 2026 CUSIP:91282CCJ8	200,000.00 92.531	185,062.00 734.81	201,780.87 -16,718.87	1,750.00 .95	6.95%
Total Domestic Taxable		\$2,549,050.25 \$11,159.08	\$2,635,363.95 -\$86,313.70	\$45,692.50 1.79%	95.73%
Total Fixed Income		\$2,549,050.25 \$11,159.08	\$2,635,363.95 -\$86,313.70	\$45,692.50 1.79%	95.73%
Portfolio Total		\$2,662,705.46 \$11,220.85	\$2,749,019.16 -\$86,313.70	\$45,954.59 1.73%	100.00%

2001668-00026900-00017 of 00024-C01-m2-0641-01669



Transaction Detail

Trade Date	Transaction Description	Principal Amount	Income Amount	Accrued Income	Cost Basis Realized G/L
440053015 Hampden Environ REV Trust 1/19/1993					
Withdrawals					
<i>Distributions</i>					
May 25, 2022	Cash Disbursement - Beneficiary Distribution Via Check, Paid To Town of Hampden, Certification dated 5/16/2022	-1,000.00			0.00
Total Distributions		-\$1,000.00	\$0.00	\$0.00	\$0.00
Total Withdrawals		-\$1,000.00	\$0.00	\$0.00	\$0.00
Income & Capital Gain Distributions					
<i>Dividends</i>					
May 2, 2022	Cash Dividend on Federated Hermes Government Obligations Fund For 114,633.18 Units Due on 05/02/22		22.03		0.00
Total Dividends		\$0.00	\$22.03	\$0.00	\$0.00
<i>Interest</i>					
May 9, 2022	Interest Payment 0.0293 USD Federal Farm Credit Banks Funding Corp 2.93% 07 Nov 2022 For 100,000.00 Par Value Due on 05/09/22 With Ex Date 05/07/22		1,465.00		0.00
May 9, 2022	Interest Payment 0.0213 USD Federal Farm Credit Banks Funding Corp 2.13% 09 Nov 2023 For 125,000.00 Par Value Due on 05/09/22 With Ex Date 05/09/22		1,331.25		0.00
May 16, 2022	Interest Payment 0.01625 USD United States Treasury Note/Bond 1.625% 15 Nov 2022 For 150,000.00 Par Value Due on 05/16/22 With Ex Date 05/15/22		1,218.75		0.00

Transaction Detail (continued)

Trade Date	Transaction Description	Principal Amount	Income Amount	Accrued Income	Cost Basis Realized G/L
440053015 Hampden Environ REV Trust 1/19/1993 (Continued)					
Income & Capital Gain Distributions (Continued)					
<i>Interest (Continued)</i>					
May 31, 2022	Interest Payment 0.025 USD Federal Home Loan Banks 2.5% 30 May 2023 For 125,000.00 Par Value Due on 05/31/22 With Ex Date 05/30/22		1,562.50		0.00
Total Interest		\$0.00	\$5,577.50	\$0.00	\$0.00
Total Income & Capital Gain Distributions		\$0.00	\$5,599.53	\$0.00	\$0.00
Cash & Security Transfers					
<i>Net Cash Transfers</i>					
May 10, 2022	Cash Transfer - Transfer to Another Account To 420036014 Hampden Environ REV-Income 1/19/1993 Portfolio (Capital)		-2,796.25		0.00
May 17, 2022	Cash Transfer - Transfer to Another Account To 420036014 Hampden Environ REV-Income 1/19/1993 Portfolio (Capital)		-1,218.75		0.00
May 31, 2022	Cash Transfer - Transfer to Another Account To 420036014 Hampden Environ REV-Income 1/19/1993 Portfolio (Capital)		-1,562.50		0.00
Total Net Cash Transfers		\$0.00	-\$5,577.50	\$0.00	\$0.00
Total Cash & Security Transfers		\$0.00	-\$5,577.50	\$0.00	\$0.00
Investment Activity					
<i>Sweep Activity</i>					
May 31, 2022	Sweep sales totaling -2,254.35 units of Federated Hermes Government Obligations Fund for Portfolio (Capital) (2 Transactions)	2,254.35			-2,254.35 0.00
May 31, 2022	Sweep purchases totaling 1,276.38 units of Federated Hermes Government Obligations Fund for Portfolio (Capital) (1 Transactions)	-1,276.38			1,276.38 0.00

2001568-00026899-00015 of 00024-c01-n2-0641-01568



Transaction Detail (continued)

Trade Date	Transaction Description	Principal Amount	Income Amount	Accrued Income	Cost Basis Realized G/L
440053015 Hampden Environ REV Trust 1/19/1993 (Continued)					
Investment Activity (Continued)					
<i>Sweep Activity (Continued)</i>					
May 31, 2022	Sweep sales totaling -4,015.00 units of Federated Hermes Government Obligations Fund for Portfolio (Income) (2 Transactions)		4,015.00		-4,015.00 0.00
May 31, 2022	Sweep purchases totaling 4,015.00 units of Federated Hermes Government Obligations Fund for Portfolio (Income) (2 Transactions)		-4,015.00		4,015.00 0.00
Total Sweep Activity		\$977.97	\$0.00	\$0.00	-\$977.97 \$0.00
<i>Other</i>					
May 9, 2022	Adjustment - Accreted Market Discount Current Year of Federal Farm Credit Banks Funding Corp 2.13% 09 Nov 2023 - Adjustment Amount of \$4,785.45, Federal Cost \$4,785.45, State Cost \$4,785.45	0.00			4,785.45 0.00
Total Other		\$0.00	\$0.00	\$0.00	\$4,785.45 \$0.00
Total Investment Activity		\$977.97	\$0.00	\$0.00	\$3,807.48 \$0.00
Total 440053015 Hampden Environ REV Trust 1/19/1993		-\$22.03	\$22.03	\$0.00	\$3,807.48 \$0.00

2001668-00026698-0014 of 00024-c01-m2-0641-01668

Transaction Detail (continued)

This page intentionally left blank.



2001668-00026898-00013 of 00024-c01-m2-0641-01669

Monthly Portfolio Statement

June 1, 2022 - June 30, 2022

Hampden Environ REV-Income 1/19/1993

Bangor Wealth Management

A Division of Bangor Savings Bank

24 Hamlin Way
Bangor, ME 04401

Welcome to your new and improved client statement. We appreciate your trust in Bangor Wealth Management and look forward to our continued service to you.

Relationship Manager(s)

Relationship Manager: Julie Shephard 207-248-4204 julie.shephard@bangor.com

Accounts Included In This Statement

420036014 Hampden Environ REV-Income 1/19/1993

Table of Contents


Account Overview.....	3
Portfolio Analysis.....	4
Portfolio Holdings.....	5
Transaction Detail.....	7

Account Overview - 420036014 Hampden Environ REV-Income 1/19/1993

Investment Objective: 100% Bond

Asset Allocation on June 30, 2022

	Market Value (\$)	Percent
■ Fixed Income	472,817.00	84%
■ Cash & Equivalents	92,102.98	16%
Total of your account	\$564,919.98	100%



Liabilities may include negative portfolio balances, negative net cash balances, promissory notes, loans or other miscellaneous debt obligations of the account.

Income Earned

	This Period
Taxable Income	\$1,407.40
Tax-Exempt Income	\$0.00
Tax-Deferred Income	\$0.00
Total Income Earned	\$1,407.40
Total Short Term Realized Capital Gain/Loss	\$0.00
Total Long Term Realized Capital Gain/Loss	-\$862.00
Total Realized Capital Gain/Loss	-\$862.00

This summary is for your reference. It is not intended for tax-reporting purposes. Taxable income is taxable at the federal level and may be taxable at the state level.

Activity Summary

	This Period
Beginning Market Value	565,375.58
Additions	0.00
Withdrawals	0.00
Income & Capital Gain Distributions	1,407.40
Fees	-450.02
Cash & Security Transfers	2,311.77
Investment Activity	0.00
Realized Gain/Loss	-862.00
Change in Value	-2,862.75
Market Value on Jun 30, 2022	\$564,919.98

Portfolio Analysis - 420036014 Hampden Environ REV-Income 1/19/1993

Equity Sector Analysis

No equity holdings currently held.


Bond Maturity

	Market Value (\$)	Percent
■ Three to Five years	254,314.25	54%
■ One to Three years	218,502.75	46%
Portfolio Total	\$472,817.00	100%



Bond Quality Ratings

	Market Value (\$)	Percent
■ Uncategorized	472,817.00	100%
Portfolio Total	\$472,817.00	100%



0003790400050470400007 4/ 000344-01 40041724-00701



Portfolio Holdings on June 30, 2022

	Number of Shares Share Price	Market Value Accrued Inc.	Cost Basis Unrealized G/L	Est. Ann. Inc. Yield at Market	% of Account
Cash & Equivalents					
<i>Capital Portfolio</i>					
Federated Hermes Government Obligations Fund TICKER: GOFXX CUSIP:608919718	92,102.98 1.00	92,102.98 70.65	92,102.98 0.00	595.54 .65	16.03%
US Dollar Spot Currency:USD	9,905.87 1.00	9,905.87 0.00	9,905.87 0.00	0.00	1.72%
Total Capital Portfolio		\$102,008.85 \$70.65	\$102,008.85 \$0.00	\$595.54 0.58%	17.75%
<i>Income Portfolio</i>					
US Dollar Spot Currency:USD	-9,905.87 1.00	-9,905.87 0.00	-9,905.87 0.00	0.00	0.00%
Total Income Portfolio		-\$9,905.87 \$0.00	-\$9,905.87 \$0.00	\$0.00	0.00%
Total Cash & Equivalents		\$92,102.98 \$70.65	\$92,102.98 \$0.00	\$595.54 0.65%	17.75%
Fixed Income					
<i>Domestic Taxable</i>					
United States Treasury Note/Bond 1.875% 28 Feb 2027 CUSIP:91282CEC1	100,000.00 94.922	94,922.00 631.85	97,671.88 -2,749.88	1,875.00 1.98	16.51%
United States Treasury Note/Bond 2.25% 31 Dec 2024 CUSIP:9128283P3	75,000.00 98.133	73,599.75 4.59	72,117.19 1,482.56	1,687.50 2.29	12.80%
United States Treasury Note/Bond .25% 31 Oct 2025 CUSIP:91282CAT8	100,000.00 91.125	91,125.00 42.47	96,973.16 -5,848.16	250.00 .27	15.85%
United States Treasury Note/Bond .5% 30 Nov 2023 CUSIP:91282CDM0	150,000.00 96.602	144,903.00 47.77	149,552.81 -4,649.81	562.50 .39	25.21%

2002788-00050478-00006 of 00024-c01-m2-0742-02791

Portfolio Holdings on June 30, 2022 (continued)

	Number of Shares Share Price	Market Value Accrued Inc.	Cost Basis Unrealized G/L	Est. Ann. Inc. Yield at Market	% of Account
Fixed Income (continued)					
<i>Domestic Taxable (continued)</i>					
United States Treasury Note/Bond .75% 31 Aug 2026	75,000.00	68,267.25	74,855.98	562.50	11.88%
CUSIP:91282CCW9	91.023	188.01	-6,588.73	.82	
Total Domestic Taxable		\$472,817.00	\$491,171.02	\$4,937.50	82.25%
		\$914.69	-\$18,354.02	1.04%	
Total Fixed Income		\$472,817.00	\$491,171.02	\$4,937.50	82.25%
		\$914.69	-\$18,354.02	1.04%	
Portfolio Total		\$564,919.98	\$583,274.00	\$5,533.04	100.00%
		\$985.34	-\$18,354.02	0.98%	

2002789-00090478-00005 of 00024-c0-1-m2-0742-02791



Transaction Detail

Trade Date	Transaction Description	Principal Amount	Income Amount	Accrued Income	Cost Basis Realized G/L
420036014 Hampden Environ REV-Income 1/19/1993					
Income & Capital Gain Distributions					
<i>Dividends</i>					
June 1, 2022	Daily Rate Income on Federated Hermes Government Obligations Fund For Period of 05/01/22 to 05/31/22 Due on 06/01/22		32.40		0.00
Total Dividends		\$0.00	\$32.40	\$0.00	\$0.00
<i>Interest</i>					
June 10, 2022	Interest Payment 0.02125 USD Federal Home Loan Banks 2.125% 10 Jun 2022 For 50,000.00 Par Value Due on 06/10/22 With Ex Date 06/10/22		531.25		0.00
June 30, 2022	Interest Payment 0.0225 USD United States Treasury Note/Bond 2.25% 31 Dec 2024 For 75,000.00 Par Value Due on 06/30/22 With Ex Date 06/30/22		843.75		0.00
Total Interest		\$0.00	\$1,375.00	\$0.00	\$0.00
Total Income & Capital Gain Distributions		\$0.00	\$1,407.40	\$0.00	\$0.00
Fees					
<i>Periodic & One Time Fees</i>					
June 15, 2022	One Time Fee \$225.01, Standard Trust Fee \$225.01, Debit from account		-225.01		0.00
June 15, 2022	One Time Fee \$225.01, Standard Trust Fee \$225.01, Debit from account	-225.01			0.00
Total Periodic & One Time Fees		-\$225.01	-\$225.01	\$0.00	\$0.00
Total Fees		-\$225.01	-\$225.01	\$0.00	\$0.00

2002789-00050477-00004 of 00024-c01-m2-0742-02791

Transaction Detail (continued)

Trade Date	Transaction Description	Principal Amount	Income Amount	Accrued Income	Cost Basis Realized G/L
420036014 Hampden Environ REV-Income 1/19/1993 (Continued)					
Cash & Security Transfers					
<i>Net Cash Transfers</i>					
June 2, 2022	Cash Transfer - Portfolio Transfer From 440053015 Hampden Environ REV Trust 1/19/1993 Portfolio (Income)	61.77			0.00
June 10, 2022	Cash Transfer - Portfolio Transfer From 440053015 Hampden Environ REV Trust 1/19/1993 Portfolio (Income)	1,593.75			0.00
June 13, 2022	Cash Transfer - Portfolio Transfer From 440053015 Hampden Environ REV Trust 1/19/1993 Portfolio (Income)	656.25			0.00
Total Net Cash Transfers		\$2,311.77	\$0.00	\$0.00	\$0.00
Total Cash & Security Transfers		\$2,311.77	\$0.00	\$0.00	\$0.00
Investment Activity					
<i>Corporate Actions</i>					
June 10, 2022	Final Maturity 1 USD Federal Home Loan Banks 2.125% 10 Jun 2022 For 50,000.00 Par Value Due on 06/10/22 With Ex Date 06/10/22	50,000.00			0.00
June 10, 2022	Final Maturity 100:100 Debit 50,000.00 Federal Home Loan Banks 2.125% 10 Jun 2022 For 50,000.00 Par Value of Federal Home Loan Banks 2.125% 10 Jun 2022 Due on 06/10/22 With Ex Date 06/10/22	0.00			-50,862.00 -862.00
Total Corporate Actions		\$50,000.00	\$0.00	\$0.00	-\$50,862.00 -\$862.00
<i>Sweep Activity</i>					
June 30, 2022	Sweep sales totaling -450.02 units of Federated Hermes Government Obligations Fund for Portfolio (Capital) (1 Transactions)	450.02			-450.02 0.00



Transaction Detail (continued)

Trade Date	Transaction Description	Principal Amount	Income Amount	Accrued Income	Cost Basis Realized G/L
420036014 Hampden Environ REV-Income 1/19/1993 (Continued)					
Investment Activity (Continued)					
Sweep Activity (Continued)					
June 30, 2022	Sweep purchases totaling 53,719.17 units of Federated Hermes Government Obligations Fund for Portfolio (Capital) (5 Transactions)	-53,719.17			53,719.17 0.00
Total Sweep Activity		-\$53,269.15	\$0.00	\$0.00	\$53,269.15 \$0.00
Total Investment Activity		-\$3,269.15	\$0.00	\$0.00	\$2,407.15 -\$862.00
Total 420036014 Hampden Environ REV-Income 1/19/1993		-\$1,182.39	\$1,182.39	\$0.00	\$2,407.15 -\$862.00

2002789-00050478-00002 of 00024-c01-m2-07-42-02791

Transaction Detail (continued)

This page intentionally left blank.

2002789-00050476-00001 of 00024-c01-m2-0742-02791



Monthly Portfolio Statement

June 1, 2022 - June 30, 2022

Hampden Environ REV Trust 1/19/1993



A Division of Bangor Savings Bank

24 Hamlin Way
Bangor, ME 04401

Welcome to your new and improved client statement. We appreciate your trust in Bangor Wealth Management and look forward to our continued service to you.

Relationship Manager(s)

Relationship Manager: Julie Shephard 207-248-4204 julie.shephard@bangor.com

Accounts Included In This Statement

440053015 Hampden Environ REV Trust 1/19/1993

Table of Contents

Account Overview.....	3
Portfolio Analysis.....	4
Portfolio Holdings.....	5
Transaction Detail.....	7

2002789-00050486-00022 of 00024-c01-m2-0742-02791

2002799-00050486-00021 of 00024-c01-m2-0742-02791



This page intentionally left blank.

P054X3JA 00000963 20220702 128311307

Account Overview - 440053015 Hampden Environ REV Trust 1/19/1993

Investment Objective: 100% Bond

Asset Allocation on June 30, 2022

	Market Value (\$)	Percent
■ Fixed Income	2,379,752.25	90%
■ Cash & Equivalents	262,649.00	10%
Subtotal	\$2,642,401.25	100%
Liabilities	-131.21	
Total of your account	\$2,642,270.04	



Liabilities may include negative portfolio balances, negative net cash balances, promissory notes, loans or other miscellaneous debt obligations of the account.

Income Earned

	This Period
Taxable Income	\$3,186.77
Tax-Exempt Income	\$0.00
Tax-Deferred Income	\$0.00
Total Income Earned	\$3,186.77
Total Short Term Realized Capital Gain/Loss	\$0.00
Total Long Term Realized Capital Gain/Loss	-\$2,586.00
Total Realized Capital Gain/Loss	-\$2,586.00

This summary is for your reference. It is not intended for tax-reporting purposes. Taxable income is taxable at the federal level and may be taxable at the state level.

Activity Summary

	This Period
Beginning Market Value	2,662,705.46
Additions	0.00
Withdrawals	0.00
Income & Capital Gain Distributions	3,186.77
Fees	-2,012.42
Cash & Security Transfers	-2,311.77
Investment Activity	0.00
Realized Gain/Loss	-2,586.00
Change in Value	-16,712.00
Market Value on Jun 30, 2022	\$2,642,270.04

2002789-00050485-00020 of 00024-c01-m2-0742-02791

Portfolio Analysis - 440053015 Hampden Environ REV Trust 1/19/1993

Equity Sector Analysis

No equity holdings currently held.

Bond Maturity

	Market Value (\$)	Percent
■ Three to Five years	1,313,528.50	55%
■ One to Three years	519,950.25	22%
■ Less than 1 year	374,413.50	16%
■ Five to Ten years	171,860.00	7%
Portfolio Total	\$2,379,752.25	100%



Bond Quality Ratings

	Market Value (\$)	Percent
■ AA	922,183.75	39%
■ Uncategorized	1,457,568.50	61%
Portfolio Total	\$2,379,752.25	100%



2002789-00050485-00019 of 00024-001-m2-0742-02791



Portfolio Holdings on June 30, 2022

	Number of Shares Share Price	Market Value Accrued Inc.	Cost Basis Unrealized G/L	Est. Ann. Inc. Yield at Market	% of Account
Cash & Equivalents					
<i>Capital Portfolio</i>					
Federated Hermes Government Obligations Fund TICKER: GOFXX CUSIP:608919718	262,649.00 1.00	262,649.00 203.62	262,649.00 0.00	1,698.29 .65	9.94%
Total Capital Portfolio		\$262,649.00 \$203.62	\$262,649.00 \$0.00	\$1,698.29 0.65%	9.94%
<i>Income Portfolio</i>					
US Dollar Spot Currency:USD	-131.21 1.00	-131.21 0.00	-131.21 0.00	0.00	0.00%
Total Income Portfolio		-\$131.21 \$0.00	-\$131.21 \$0.00	\$0.00	0.00%
Total Cash & Equivalents		\$262,517.79 \$203.62	\$262,517.79 \$0.00	\$1,698.29 0.65%	9.94%
Fixed Income					
<i>Domestic Taxable</i>					
Federal Farm Credit Banks Funding Corp 2.13% 09 Nov 2023 CUSIP:3133EC2C7	125,000.00 98.723	123,403.75 384.58	124,070.45 -666.70	2,662.50 2.16	4.67%
Federal Farm Credit Banks Funding Corp 2.33% 21 Feb 2024 CUSIP:3133ECG73	125,000.00 98.852	123,565.00 1,051.74	120,717.50 2,847.50	2,912.50 2.36	4.68%
Federal Farm Credit Banks Funding Corp 2.5% 13 Jan 2025 CUSIP:3133EFNW3	125,000.00 98.69	123,362.50 1,458.33	126,017.72 -2,655.22	3,125.00 2.53	4.67%
Federal Farm Credit Banks Funding Corp 2.93% 07 Nov 2022 CUSIP:3133ED6R8	100,000.00 100.338	100,338.00 439.50	99,473.00 865.00	2,930.00 2.92	3.80%
Federal Home Loan Banks 1.875% 11 Sep 2026 CUSIP:3130A8XY4	200,000.00 94.70	189,400.00 1,145.83	206,207.43 -16,807.43	3,750.00 1.98	7.17%
Federal Home Loan Banks 2.5% 30 May 2023 CUSIP:3133833R0	125,000.00 99.57	124,462.50 269.10	124,271.25 191.25	3,125.00 2.51	4.71%
Federal Home Loan Banks .875% 12 Jun 2026 CUSIP:3130AN4T4	150,000.00 91.768	137,652.00 69.27	151,221.47 -13,569.47	1,312.50 .95	5.21%
United States Treasury Note/Bond 1.125% 15 Feb 2031 CUSIP:91282CBL4	200,000.00 85.93	171,860.00 845.30	189,904.40 -18,044.40	2,250.00 1.31	6.50%

2002789-00050484-00018 of 00024-c01-m2-0742-02791

Portfolio Holdings on June 30, 2022 (continued)

	Number of Shares Share Price	Market Value Accrued Inc.	Cost Basis Unrealized G/L	Est. Ann. Inc. Yield at Market	% of Account
Fixed Income (continued)					
<i>Domestic Taxable (continued)</i>					
United States Treasury Note/Bond 1.625% 15 Nov 2022 CUSIP:912828TY6	150,000.00 99.742	149,613.00 311.31	150,043.79 -430.79	2,437.50 1.63	5.66%
United States Treasury Note/Bond 1.875% 28 Feb 2027 CUSIP:91282CEC1	200,000.00 94.922	189,844.00 1,263.70	195,343.75 -5,499.75	3,750.00 1.98	7.18%
United States Treasury Note/Bond 2% 15 Aug 2025 CUSIP:912828K74	200,000.00 96.879	193,758.00 1,502.76	197,046.88 -3,288.88	4,000.00 2.06	7.33%
United States Treasury Note/Bond .25% 31 Jul 2025 CUSIP:91282CAB7	200,000.00 91.816	183,632.00 208.56	197,687.50 -14,055.50	500.00 .27	6.95%
United States Treasury Note/Bond 2.75% 31 Aug 2023 CUSIP:9128284X5	150,000.00 99.746	149,619.00 1,378.74	149,847.66 -228.66	4,125.00 2.76	5.66%
United States Treasury Note/Bond 2.75% 31 Aug 2025 CUSIP:9128284Z0	100,000.00 99.106	99,106.00 919.16	99,432.31 -326.31	2,750.00 2.77	3.75%
United States Treasury Note/Bond .75% 31 Aug 2026 CUSIP:91282CCW9	150,000.00 91.023	136,534.50 376.02	149,711.97 -13,177.47	1,125.00 .82	5.17%
United States Treasury Note/Bond .875% 30 Jun 2026 CUSIP:91282CCJ8	200,000.00 91.801	183,602.00 4.76	201,780.87 -18,178.87	1,750.00 .95	6.95%
Total Domestic Taxable			\$2,379,752.25 \$11,628.66	\$2,482,777.95 -103,025.70	\$42,505.00 1.79%
Total Fixed Income			\$2,379,752.25 \$11,628.66	\$2,482,777.95 -103,025.70	\$42,505.00 1.79%
Portfolio Total			\$2,642,270.04 \$11,832.28	\$2,745,295.74 -103,025.70	\$44,203.29 1.67%

2002789-00050484-00017 of 00024-c01-m2-0742-02791



Transaction Detail

Trade Date	Transaction Description	Principal Amount	Income Amount	Accrued Income	Cost Basis Realized G/L
440053015 Hampden Environ REV Trust 1/19/1993					
Income & Capital Gain Distributions					
<i>Dividends</i>					
June 1, 2022	Daily Rate Income on Federated Hermes Government Obligations Fund For Period of 05/01/22 to 05/31/22 Due on 06/01/22		61.70		0.00
June 1, 2022	Daily Rate Income on Federated Hermes Government Obligations Fund For Period of 05/01/22 to 05/31/22 Due on 06/01/22		0.07		0.00
Total Dividends		\$0.00	\$61.77	\$0.00	\$0.00
<i>Interest</i>					
June 10, 2022	Interest Payment 0.02125 USD Federal Home Loan Banks 2.125% 10 Jun 2022 For 150,000.00 Par Value Due on 06/10/22 With Ex Date 06/10/22		1,593.75		0.00
June 13, 2022	Interest Payment 0.00875 USD Federal Home Loan Banks .875% 12 Jun 2026 For 150,000.00 Par Value Due on 06/13/22 With Ex Date 06/12/22		656.25		0.00
June 30, 2022	Interest Payment 0.00875 USD United States Treasury Note/Bond .875% 30 Jun 2026 For 200,000.00 Par Value Due on 06/30/22 With Ex Date 06/30/22		875.00		0.00
Total Interest		\$0.00	\$3,125.00	\$0.00	\$0.00
Total Income & Capital Gain Distributions		\$0.00	\$3,186.77	\$0.00	\$0.00
Fees					
<i>Periodic & One Time Fees</i>					
June 15, 2022	One Time Fee \$1,006.21, Standard Trust Fee \$1,006.21, Debit from account		-1,006.21		0.00

2002789-00050483-00016 of 00024-c01-m2-0742-02791

Transaction Detail (continued)

Trade Date	Transaction Description	Principal Amount	Income Amount	Accrued Income	Cost Basis Realized G/L
440053015 Hampden Environ REV Trust 1/19/1993 (Continued)					
Fees (Continued)					
<i>Periodic & One Time Fees (Continued)</i>					
June 15, 2022	One Time Fee \$1,006.21, Standard Trust Fee \$1,006.21, Debit from account	-1,006.21			0.00
Total Periodic & One Time Fees		-\$1,006.21	-\$1,006.21	\$0.00	\$0.00
Total Fees		-\$1,006.21	-\$1,006.21	\$0.00	\$0.00
Cash & Security Transfers					
<i>Net Cash Transfers</i>					
June 2, 2022	Cash Transfer - Transfer to Another Account To 420036014 Hampden Environ REV-Income 1/19/1993 Portfolio (Capital)		-61.77		0.00
June 10, 2022	Cash Transfer - Transfer to Another Account To 420036014 Hampden Environ REV-Income 1/19/1993 Portfolio (Capital)		-1,593.75		0.00
June 13, 2022	Cash Transfer - Transfer to Another Account To 420036014 Hampden Environ REV-Income 1/19/1993 Portfolio (Capital)		-656.25		0.00
Total Net Cash Transfers		\$0.00	-\$2,311.77	\$0.00	\$0.00
Total Cash & Security Transfers		\$0.00	-\$2,311.77	\$0.00	\$0.00
Investment Activity					
<i>Corporate Actions</i>					
June 10, 2022	Final Maturity 1 USD Federal Home Loan Banks 2.125% 10 Jun 2022 For 150,000.00 Par Value Due on 06/10/22 With Ex Date 06/10/22	150,000.00			0.00
June 10, 2022	Final Maturity 100:100 Debit 150,000.00 Federal Home Loan Banks 2.125% 10 Jun 2022 For 150,000.00 Par Value of Federal Home Loan Banks	0.00			-152,586.00 -2,586.00

2002789-00050483-00015 of 00024-c01-m2-0742-02791



Transaction Detail (continued)

Trade Date	Transaction Description	Principal Amount	Income Amount	Accrued Income	Cost Basis Realized G/L
440053015 Hampden Environ REV Trust 1/19/1993 (Continued)					
Investment Activity (Continued)					
<i>Corporate Actions (Continued)</i>					
	2.125% 10 Jun 2022 Due on 06/10/22 With Ex Date 06/10/22				
Total Corporate Actions		\$150,000.00	\$0.00	\$0.00	-\$152,586.00 -\$2,586.00
<i>Sweep Activity</i>					
June 30, 2022	Sweep sales totaling -1,006.21 units of Federated Hermes Government Obligations Fund for Portfolio (Capital) (1 Transactions)	1,006.21			-1,006.21 0.00
June 30, 2022	Sweep purchases totaling 150,000.00 units of Federated Hermes Government Obligations Fund for Portfolio (Capital) (1 Transactions)	-150,000.00			150,000.00 0.00
June 30, 2022	Sweep sales totaling -61.77 units of Federated Hermes Government Obligations Fund for Portfolio (Income) (1 Transactions)		61.77		-61.77 0.00
June 30, 2022	Sweep purchases totaling 61.77 units of Federated Hermes Government Obligations Fund for Portfolio (Income) (1 Transactions)		-61.77		61.77 0.00
Total Sweep Activity		-\$148,993.79	\$0.00	\$0.00	\$148,993.79 \$0.00
Total Investment Activity		\$1,006.21	\$0.00	\$0.00	-\$3,592.21 -\$2,586.00
Total 440053015 Hampden Environ REV Trust 1/19/1993		\$0.00	-\$131.21	\$0.00	-\$3,592.21 -\$2,586.00

2002789-00050482-00014 of 00024-c01-m2-0742-02791

Transaction Detail (continued)

This page intentionally left blank.

2002789-00950482-00013 of 00024-c01-m2-0742-02791



Monthly Portfolio Statement

July 1, 2022 - July 31, 2022

Hampden Environ REV-Income 1/19/1993

Bangor Wealth Management

A Division of Bangor Savings Bank

24 Hamlin Way
Bangor, ME 04401

Welcome to your new and improved client statement. We appreciate your trust in Bangor Wealth Management and look forward to our continued service to you.

Relationship Manager(s)

Relationship Manager: Julie Shephard 207-248-4204 julie.shephard@bangor.com

Accounts Included In This Statement

420036014 Hampden Environ REV-Income 1/19/1993

Table of Contents

Account Overview..... 3
Portfolio Analysis.....4
Portfolio Holdings.....5
Transaction Detail.....7

2001299-00020858-00007 of 00020-c01-m2-0841-01294



This page intentionally left blank.

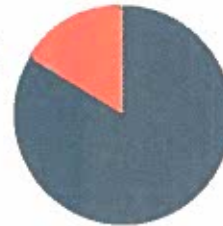
P054XFS8 00000144 20220802 128312943

Account Overview - 420036014 Hampden Environ REV-Income 1/19/1993

Investment Objective: 100% Bond

Asset Allocation on July 31, 2022

	Market Value (\$)	Percent
■ Fixed Income	476,830.75	84%
■ Cash & Equivalents	93,808.54	16%
Total of your account	\$570,639.29	100%



Liabilities may include negative portfolio balances, negative net cash balances, promissory notes, loans or other miscellaneous debt obligations of the account.

Income Earned

	This Period
Taxable Income	\$70.65
Tax-Exempt Income	\$0.00
Tax-Deferred Income	\$0.00
Total Income Earned	\$70.65
Total Short Term Realized Capital Gain/Loss	\$0.00
Total Long Term Realized Capital Gain/Loss	\$0.00
Total Realized Capital Gain/Loss	\$0.00

This summary is for your reference. It is not intended for tax-reporting purposes. Taxable income is taxable at the federal level and may be taxable at the state level.

Activity Summary

	This Period
Beginning Market Value	564,919.98
Additions	0.00
Withdrawals	0.00
Income & Capital Gain Distributions	70.65
Fees	0.00
Cash & Security Transfers	1,634.91
Investment Activity	0.00
Realized Gain/Loss	0.00
Change in Value	4,013.75
Market Value on Jul 31, 2022	\$570,639.29

2001293-00020857-00006 of 00020-C01-m2-0841-01294

Portfolio Analysis - 420036014 Hampden Environ REV-Income 1/19/1993

Equity Sector Analysis

No equity holdings currently held.


Bond Maturity

	Market Value (\$)	Percent
■ Three to Five years	257,725.00	54%
■ One to Three years	219,105.75	46%
Portfolio Total	\$476,830.75	100%



Bond Quality Ratings

	Market Value (\$)	Percent
■ Uncategorized	476,830.75	100%
Portfolio Total	\$476,830.75	100%



2001293-00020857-00005 of 00020-c01-m2-0841-01294



Portfolio Holdings on July 31, 2022

	Number of Shares	Market Value	Cost Basis	Est. Ann. Inc.	% of
	Share Price	Accrued Inc.	Unrealized G/L	Yield at Market	Account
Cash & Equivalents					
<i>Capital Portfolio</i>					
Federated Hermes Government Obligations Fund	93,808.54	93,808.54	93,808.54	986.87	16.17%
TICKER: GOFXX CUSIP:608919718	1.00	121.12	0.00	1.05	
US Dollar	9,835.22	9,835.22	9,835.22	0.00	1.69%
Spot Currency:USD	1.00	0.00	0.00		
Total Capital Portfolio		\$103,643.76	\$103,643.76	\$986.87	17.86%
		\$121.12	\$0.00	0.95%	
<i>Income Portfolio</i>					
US Dollar	-9,835.22	-9,835.22	-9,835.22	0.00	0.00%
Spot Currency:USD	1.00	0.00	0.00		
Total Income Portfolio		-\$9,835.22	-\$9,835.22	\$0.00	0.00%
		\$0.00	\$0.00		
Total Cash & Equivalents		\$93,808.54	\$93,808.54	\$986.87	17.86%
		\$121.12	\$0.00	1.05%	
Fixed Income					
<i>Domestic Taxable</i>					
United States Treasury Note/Bond 1.875% 28 Feb 2027	100,000.00	96,410.00	97,671.88	1,875.00	16.61%
CUSIP:91282CEC1	96.41	791.10	-1,261.88	1.94	
United States Treasury Note/Bond 2.25% 31 Dec 2024	75,000.00	73,916.25	72,117.19	1,687.50	12.73%
CUSIP:9128283P3	98.555	146.74	1,799.06	2.28	
United States Treasury Note/Bond .25% 31 Oct 2025	100,000.00	92,078.00	96,973.16	250.00	15.86%
CUSIP:91282CAT8	92.078	63.70	-4,895.16	.27	
United States Treasury Note/Bond .5% 30 Nov 2023	150,000.00	145,189.50	149,552.81	562.50	25.01%
CUSIP:91282CDM0	96.793	95.55	-4,363.31	.39	

2001293-00020856-00004 of 00020-c01-m2-0841-01294

Portfolio Holdings on July 31, 2022 (continued)

	Number of Shares Share Price	Market Value Accrued Inc.	Cost Basis Unrealized G/L	Est. Ann. Inc. Yield at Market	% of Account
Fixed Income (continued)					
<i>Domestic Taxable (continued)</i>					
United States Treasury Note/Bond .75% 31 Aug 2026 CUSIP:91282CCW9	75,000.00 92.316	69,237.00 235.39	74,855.98 -5,618.98	562.50 .81	11.93%
Total Domestic Taxable		\$476,830.75 \$1,332.48	\$491,171.02 -\$14,340.27	\$4,937.50 1.04%	82.14%
Total Fixed Income		\$476,830.75 \$1,332.48	\$491,171.02 -\$14,340.27	\$4,937.50 1.04%	82.14%
Portfolio Total		\$570,639.29 \$1,453.60	\$584,979.56 -\$14,340.27	\$5,924.37 1.04%	100.00%

2001293-00020856-00003 of 00020-c01-m2-0841-01294



Transaction Detail

Trade Date	Transaction Description	Principal Amount	Income Amount	Accrued Income	Cost Basis Realized G/L
420036014 Hampden Environ REV-Income 1/19/1993					
Income & Capital Gain Distributions					
<i>Dividends</i>					
July 1, 2022	Daily Rate Income on Federated Hermes Government Obligations Fund For Period of 06/01/22 to 06/30/22 Due on 07/01/22		70.65		0.00
Total Dividends		\$0.00	\$70.65	\$0.00	\$0.00
Total Income & Capital Gain Distributions		\$0.00	\$70.65	\$0.00	\$0.00
Cash & Security Transfers					
<i>Net Cash Transfers</i>					
July 5, 2022	Cash Transfer - Portfolio Transfer From 440053015 Hampden Environ REV Trust 1/19/1993 Portfolio (Income)	72.41			0.00
July 13, 2022	Cash Transfer - Portfolio Transfer From 440053015 Hampden Environ REV Trust 1/19/1993 Portfolio (Income)	1,562.50			0.00
Total Net Cash Transfers		\$1,634.91	\$0.00	\$0.00	\$0.00
Total Cash & Security Transfers		\$1,634.91	\$0.00	\$0.00	\$0.00
Investment Activity					
<i>Sweep Activity</i>					
July 31, 2022	Sweep purchases totaling 1,705.56 units of Federated Hermes Government Obligations Fund for Portfolio (Capital) (3 Transactions)	-1,705.56			1,705.56
Total Sweep Activity		-\$1,705.56	\$0.00	\$0.00	\$1,705.56
Total Investment Activity		-\$1,705.56	\$0.00	\$0.00	\$1,705.56
Total 420036014 Hampden Environ REV-Income 1/19/1993		-\$70.65	\$70.65	\$0.00	\$1,705.56
					\$0.00

2001293-00020855-00002 of 00020-c01-m2-0841-0-1294

Transaction Detail (continued)

2001293-00020855-00001 of 00020-c01-m2-0841-01294

This page intentionally left blank.



Monthly Portfolio Statement

July 1, 2022 - July 31, 2022

Hampden Environ REV Trust 1/19/1993

Bangor Wealth Management

A Division of Bangor Savings Bank

24 Hamlin Way
Bangor, ME 04401

Welcome to your new and improved client statement. We appreciate your trust in Bangor Wealth Management and look forward to our continued service to you.

Relationship Manager(s)

Relationship Manager: Julie Shephard 207-248-4204 julie.shephard@bangor.com

Accounts Included In This Statement

440053015 Hampden Environ REV Trust 1/19/1993

Table of Contents

Account Overview..... 3
Portfolio Analysis.....4
Portfolio Holdings.....5
Transaction Detail.....7

2001293-00020863-00017 of 00020-c01-m2-0841-01294



This page intentionally left blank.

P054XFS8 00000202 20220802 128313001

Account Overview - 440053015 Hampden Environ REV Trust 1/19/1993

Investment Objective: 100% Bond

Asset Allocation on July 31, 2022

	Market Value (\$)	Percent
■ Fixed Income	2,401,280.00	90%
■ Cash & Equivalents	262,649.00	10%
Total of your account	\$2,663,929.00	100%



Liabilities may include negative portfolio balances, negative net cash balances, promissory notes, loans or other miscellaneous debt obligations of the account.

Income Earned

	This Period
Taxable Income	\$1,766.12
Tax-Exempt Income	\$0.00
Tax-Deferred Income	\$0.00
Total Income Earned	\$1,766.12
Total Short Term Realized Capital Gain/Loss	\$0.00
Total Long Term Realized Capital Gain/Loss	\$0.00
Total Realized Capital Gain/Loss	\$0.00

This summary is for your reference. It is not intended for tax-reporting purposes. Taxable income is taxable at the federal level and may be taxable at the state level.

Activity Summary

	This Period
Beginning Market Value	2,642,270.04
Additions	0.00
Withdrawals	0.00
Income & Capital Gain Distributions	1,766.12
Fees	0.00
Cash & Security Transfers	-1,634.91
Investment Activity	0.00
Realized Gain/Loss	0.00
Change in Value	21,527.75
Market Value on Jul 31, 2022	\$2,663,929.00

2001293-00020582-00016 of 00020-c01-m2-0841-01294

Portfolio Analysis - 440053015 Hampden Environ REV Trust 1/19/1993

Equity Sector Analysis

No equity holdings currently held.

Bond Maturity

	Market Value (\$)	Percent
■ Three to Five years	1,329,277.50	55%
■ One to Three years	520,835.25	22%
■ Less than 1 year	374,127.25	16%
■ Five to Ten years	177,040.00	7%
Portfolio Total	\$2,401,280.00	100%



Bond Quality Ratings

	Market Value (\$)	Percent
■ AA	927,668.50	39%
■ Uncategorized	1,473,611.50	61%
Portfolio Total	\$2,401,280.00	100%



2001293-00020862-00015 of 00020-001-m2-0841-01294

Portfolio Holdings on July 31, 2022

	Number of Shares	Market Value	Cost Basis	Est. Ann. Inc.	% of
	Share Price	Accrued Inc.	Unrealized G/L	Yield at Market	Account
Cash & Equivalents					
<i>Capital Portfolio</i>					
Federated Hermes Government Obligations Fund	262,649.00	262,649.00	262,649.00	2,763.07	9.86%
TICKER: GOFXX CUSIP:608919718	1.00	341.21	0.00	1.05	
Total Capital Portfolio		\$262,649.00	\$262,649.00	\$2,763.07	9.86%
		\$341.21	\$0.00	1.05%	
<i>Income Portfolio</i>					
Federated Hermes Government Obligations Fund	0.00	0.00	0.00	0.00	0.00%
TICKER: GOFXX CUSIP:608919718	0.00	0.01	0.00	1.05	
Total Income Portfolio		\$0.00	\$0.00	\$0.00	0.00%
		\$0.01	\$0.00		
Total Cash & Equivalents		\$262,649.00	\$262,649.00	\$2,763.07	9.86%
		\$341.22	\$0.00	1.05%	
Fixed Income					
<i>Domestic Taxable</i>					
Federal Farm Credit Banks Funding Corp 2.13% 09 Nov 2023	125,000.00	123,673.75	124,070.45	2,662.50	4.64%
CUSIP:3133EC2C7	98.939	606.46	-396.70	2.15	
Federal Farm Credit Banks Funding Corp 2.33% 21 Feb 2024	125,000.00	123,675.00	120,717.50	2,912.50	4.64%
CUSIP:3133ECG73	98.94	1,294.45	2,957.50	2.35	
Federal Farm Credit Banks Funding Corp 2.5% 13 Jan 2025	125,000.00	123,837.50	126,017.72	3,125.00	4.65%
CUSIP:3133EFNW3	99.07	156.25	-2,180.22	2.52	
Federal Farm Credit Banks Funding Corp 2.93% 07 Nov 2022	100,000.00	100,167.00	99,473.00	2,930.00	3.76%
CUSIP:3133ED6R8	100.167	683.67	694.00	2.93	
Federal Home Loan Banks 1.875% 11 Sep 2026	200,000.00	192,618.00	206,207.43	3,750.00	7.23%
CUSIP:3130A8XY4	96.309	1,458.33	-13,589.43	1.95	
Federal Home Loan Banks 2.5% 30 May 2023	125,000.00	124,393.75	124,271.25	3,125.00	4.67%
CUSIP:3133833R0	99.515	529.51	122.50	2.51	
Federal Home Loan Banks .875% 12 Jun 2026	150,000.00	139,303.50	151,221.47	1,312.50	5.23%
CUSIP:3130AN4T4	92.869	178.65	-11,917.97	.94	
United States Treasury Note/Bond 1.125% 15 Feb 2031	200,000.00	177,040.00	189,904.40	2,250.00	6.65%
CUSIP:91282CBL4	88.52	1,037.98	-12,864.40	1.27	

2001293-00020861-00014 of 00020-c01-m2-0841-01294

Portfolio Holdings on July 31, 2022 (continued)

	Number of Shares Share Price	Market Value Accrued Inc.	Cost Basis Unrealized G/L	Est. Ann. Inc. Yield at Market	% of Account
Fixed Income (continued)					
<i>Domestic Taxable (continued)</i>					
United States Treasury Note/Bond 1.625% 15 Nov 2022 CUSIP:912828TY6	150,000.00 99.711	149,566.50 516.64	150,043.79 -477.29	2,437.50 1.63	5.61%
United States Treasury Note/Bond 1.875% 28 Feb 2027 CUSIP:91282CEC1	200,000.00 96.41	192,820.00 1,582.19	195,343.75 -2,523.75	3,750.00 1.94	7.24%
United States Treasury Note/Bond 2% 15 Aug 2025 CUSIP:912828K74	200,000.00 97.566	195,132.00 1,845.30	197,046.88 -1,914.88	4,000.00 2.05	7.33%
United States Treasury Note/Bond .25% 31 Jul 2025 CUSIP:91282CAB7	200,000.00 92.598	185,196.00 251.36	197,687.50 -12,491.50	500.00 .27	6.95%
United States Treasury Note/Bond 2.75% 31 Aug 2023 CUSIP:9128284X5	150,000.00 99.766	149,649.00 1,726.22	149,847.66 -198.66	4,125.00 2.76	5.62%
United States Treasury Note/Bond 2.75% 31 Aug 2025 CUSIP:9128284Z0	100,000.00 99.742	99,742.00 1,150.82	99,432.31 309.69	2,750.00 2.76	3.74%
United States Treasury Note/Bond .75% 31 Aug 2026 CUSIP:91282CCW9	150,000.00 92.316	138,474.00 470.79	149,711.97 -11,237.97	1,125.00 .81	5.20%
United States Treasury Note/Bond .875% 30 Jun 2026 CUSIP:91282CCJ8	200,000.00 92.996	185,992.00 152.17	201,780.87 -15,788.87	1,750.00 .94	6.98%
Total Domestic Taxable		\$2,401,280.00 \$13,640.79	\$2,482,777.95 -\$81,497.95	\$42,505.00 1.77%	90.14%
Total Fixed Income		\$2,401,280.00 \$13,640.79	\$2,482,777.95 -\$81,497.95	\$42,505.00 1.77%	90.14%
Portfolio Total		\$2,663,929.00 \$13,982.01	\$2,745,426.95 -\$81,497.95	\$45,268.07 1.70%	100.00%

2001283-00020861-00013 of 00020-c01-m2-0841-01294



Transaction Detail

Trade Date	Transaction Description	Principal Amount	Income Amount	Accrued Income	Cost Basis Realized G/L
440053015 Hampden Environ REV Trust 1/19/1993					
Income & Capital Gain Distributions					
<i>Dividends</i>					
July 1, 2022	Daily Rate Income on Federated Hermes Government Obligations Fund For Period of 06/01/22 to 06/30/22 Due on 07/01/22		203.62		0.00
Total Dividends		\$0.00	\$203.62	\$0.00	\$0.00
<i>Interest</i>					
July 13, 2022	Interest Payment 0.025 USD Federal Farm Credit Banks Funding Corp 2.5% 13 Jan 2025 For 125,000.00 Par Value Due on 07/13/22 With Ex Date 07/13/22		1,562.50		0.00
Total Interest		\$0.00	\$1,562.50	\$0.00	\$0.00
Total Income & Capital Gain Distributions		\$0.00	\$1,766.12	\$0.00	\$0.00
Cash & Security Transfers					
<i>Net Cash Transfers</i>					
July 5, 2022	Cash Transfer - Transfer to Another Account To 420036014 Hampden Environ REV-Income 1/19/1993 Portfolio (Capital)		-72.41		0.00
July 13, 2022	Cash Transfer - Transfer to Another Account To 420036014 Hampden Environ REV-Income 1/19/1993 Portfolio (Capital)		-1,562.50		0.00
Total Net Cash Transfers		\$0.00	-\$1,634.91	\$0.00	\$0.00
Total Cash & Security Transfers		\$0.00	-\$1,634.91	\$0.00	\$0.00

2001293-00020860-00012 of 00020-01-m2-094-1-01294

Transaction Detail (continued)

Trade Date	Transaction Description	Principal Amount	Income Amount	Accrued Income	Cost Basis Realized G/L
440053015 Hampden Environ REV Trust 1/19/1993 (Continued)					
Investment Activity					
<i>Sweep Activity</i>					
July 31, 2022	Sweep sales totaling -72.41 units of Federated Hermes Government Obligations Fund for Portfolio (Income) (1 Transactions)		72.41		-72.41 0.00
July 31, 2022	Sweep purchases totaling 72.41 units of Federated Hermes Government Obligations Fund for Portfolio (Income) (1 Transactions)		-72.41		72.41 0.00
Total Sweep Activity		\$0.00	\$0.00	\$0.00	\$0.00 \$0.00
Total Investment Activity		\$0.00	\$0.00	\$0.00	\$0.00 \$0.00
Total 440053015 Hampden Environ REV Trust 1/19/1993		\$0.00	\$131.21	\$0.00	\$0.00 \$0.00

2001293-00020860-00011 of 00020-001-m2-0841-01294



Eligible Costs Incurred, Proposed for Environmental Trust Reimbursement for FY23

Source of Proposed Reimbursement

Date	Invoice #	Paid	Vendor	Purpose	Expense	Category of Stormwater Management Cost					Principal	Income	Receipt	Date to Env. Trust	Account #
						Maintenanc e	Compliance Documentati	Supplies	Contracted Services	Training/ Travel					
7/13/22	29994		Plymouth Engineering, Inc.	Summer St. Storm Drain	\$ 6,188.00			\$ 6,188.00				\$ 6,188.00	Y	9/8/2022	10-10-22-01
7/25/22	43843		Jimar Construction Products, L	Culvert	\$ 336.25			\$ 336.25				\$ 336.25	Y	9/8/2022	10-10-22-01
7/26/22	6265-22		Dirigo Materials	Rip-Rap	\$ 124.05			\$ 124.05				\$ 124.05	Y	9/8/2022	10-10-22-01

1-351-00 R 01-48
\$ - \$ 6,648.30

YTD reimbursed to General Fund: \$ -

Total Proposed for Reimbursement to General Fund 09/08/2022 \$ 6,648.30

Total Proposed in Current Fiscal Year for Reimbursement to General Fund: \$ 6,648.30

	YTD	Deposit to:	
Total from Principal		1-351-00	HCB
Total from Income	\$ 6,648.30	R 01-48	Env Tr Rev

Budgeted revenue \$ 142,580.00 *FY23 Town Budget*
Remaining budgeted revenue (FY22) \$ 135,931.70

Remit to address:

60 Summer Street, Suite 1
Bangor ME 04401



COPY

Received By:

JUL 26 2022

Invoice Number: 68001276-6265-22

Date: July 18, 2022

Customer ID: 2310007163

Shipped From: UE8A
BANGOR QUARRY IND

Sold To: **Town of Hampden**
106 Western Ave
Hampden ME 04444

TOTAL: \$124.05

Ticket #	Date	Truck	Customer Ref.	Product	Quantity	UM	Unit Price	Line Total
UE8A01058037	07/18/22	420148-Def		232A4301035	8.41	TON	14.75	124.05
				232A4301035	8.41	TON		124.05
			"5" - 9" LEDGE (K)"					

Acct. No. 10-10-22-01
 Date 7.26.22
 Initials JH
 Description Ledge

Terms: Payment due in Net 30 days

SD Billing Number: 5009786280

For questions, please contact nepcentral@eurovia.us
207-945-0873

Sub-Total	\$124.05
Sales Tax 0.00%	\$0.00
Total	\$124.05

Plymouth Engineering, Inc.

8 Main Street, Unit C
Newport, ME 04953

Invoice

Date	Invoice #
7/11/2022	29994

Bill To:
 Town of Hampden
 106 Western Avenue
 Hampden, ME 04444

Ship to:

WE HAVE MOVED!
 PLEASE NOTE OUR NEW ADDRESS:
 8 Main St., Unit C
 Newport, ME 04953

Quantity	Units	Price
	Net 30	21209 Hampden Summer St. Storm Drain

Quantity	Description	Rate	Amount
64.75	Darrell C. Crawford	78.00	5,050.50
5.5	Scott E. Braley, PE, Principal-in-Charge	125.00	687.50
	Deed review, calculations, legal description	450.00	450.00
<p>For continued progress on design plans and headwall design.</p> <p>Please note that this invoice puts us over the initial contract. Victor is reviewing a change order request.</p>			
<p>Acct. No. <u>10-10-22-01</u></p> <p>Date <u>7.13.22</u></p> <p>Initials <u>MB</u></p> <p>Description <u>Summer St. Storm Drain</u></p>			

For services through July 3, 2022.	Total	\$6,188.00
------------------------------------	--------------	-------------------

SEB

Telephone: (207) 257-2071

www.plymouthengineering.com



1270 HAMMOND STREET
 SUITE 2
 BANGOR, ME 04401

Office: 207-907-4491
 Fax: 207-907-4493

www.constructionmaine.com

Date	Invoice #
7/18/2022	43843

Bill To

Town of Hampden
 106 Western Avenue
 Hampden, ME 04444

Ship To

Received By:
 JUL 25 2022

COPY

P.O. Number	Terms	Rep	Ship	Via	F.O.B.	Project
	Net 30	MLT	7/18/2022			
Quantity	Item Code	Description			Price Each	Amount
1	CUL12	12" X 20' ADS (N12 HDPE) Solid Culvert			336.25	336.25
2	GLO-002 (L)	Class II LIME Mesh Safety Vest Orange/Reflective DOT (L)			9.96	19.92
2	GLO-002 (XL)	Class II LIME Mesh Safety Vest Orange/Reflective DOT (XL)			9.96	19.92
2	GLO-002 (2XL)	Class II LIME Mesh Safety Vest Orange/Reflective DOT (2XL)			9.96	19.92
2	GLO-002 (3XL)	Class II LIME Mesh Safety Vest Orange/Reflective DOT (3XL)			9.96	19.92

Acct. No. 10-10-22-01
 Date 7.25.25
 Initials M
 Description Culvert

Acct. No. 10-01-25-05
 Date 7.25.25
 Initials M
 Description Safety Equip.

Please remit to above address.

[Handwritten Signature]

Total **\$415.93**

INVOICE