

**HAMPDEN ENVIRONMENTAL TRUST
COMMITTEE MEETING**

Thursday, September 7th, 2023

1:00 P.M.

HAMPDEN TOWN OFFICE

A G E N D A

1. Call to Order
2. Approval of Meeting Minutes – July 15, 2023
3. Discussion on the policy of unexpended funds.
4. Review of financial statements from Institutional Trustee (First National Bank).
5. Review of proposed FY23 costs for reimbursement or payment from Environmental Trust, Income
 - a. General Fund payments for Stormwater Management total \$19,628.97.
6. Review of proposed FY24 costs for reimbursement or payment from Environmental Trust, Income.
 - a. General Fund payments for Stormwater Management total \$13,676.25.
7. Discussion on continuing corrective action at the landfill.
8. Set a date for the next meeting.
9. Adjourn

HAMPDEN ENVIRONMENTAL TRUST COMMITTEE MEETING

Thursday, June 15th, 2023

1:00 P.M.

HAMPDEN TOWN OFFICE

MINUTES

1. Call to Order

The meeting was called to order at 1:00 p.m.

2. Approval of Meeting Minutes – December 1, 2022, and March 2, 2023.

Councilor Jarvi made a motion to approve the minutes from December 1, 2022, and March 2, 2023, seconded by Trustee William Lippincott. Unanimous, 3-0-0.

3. Review of financial statements from Institutional Trustee (First National Bank)

There was no discussion on the financial statements.

4. Review of proposed FY23 costs for reimbursement or payment from Environmental Trust, Income

- a. General Fund payments for Stormwater Management totaling \$28,684.11.

Councilor Jarvi moved that the Environmental Trust Committee reimburse the Town's General Fund from the Environmental Trust Income account of \$28,684.11; Trustee William Lippincott seconded the motion. Unanimous 3-0-0

5. Set a date for the next meeting.

The next meeting of the Environmental Trust was agreed to take place on September 7, 2023, at 1:00 p.m.

6. Adjourn

Councilor Jarvi moved, and Trustee William Lippincott seconded to adjourn the meeting at 1:15 p.m., by a 3-0-0 vote.

Respectfully Submitted, Wanda Libbey, Admin. Assistant

June-23

Closed out and combined with other acct		
Jun-23	amount carried forward	\$0.00
	Withdrawals	
	Income Div. & Cap Gains	
	Fees	
	other receipts & disbursements	
	net cash sales/purchases	
	Change in Mkt Value	
	Balance	\$0.00
	Combined Balance	G4-110-18 \$0.00
		difference \$0.00
June posting		
		debit credit
Income	G4-110-18	
prin	G4-110-19	\$19,538.45
fund bal	G4-610-18	\$19,538.45

amount carried forward	\$3,151,511.59
Withdrawals	\$28,684.11
Income Div. & Cap Gains	\$3,387.19
Fees	-\$1,317.10
other receipts & disbursements	
net cash sales/purchases	\$26,945.71
Change in Mkt Value	\$19,870.14
Balance	\$3,131,973.14
Combined Balance	G4-110-19 \$3,131,973.14
	difference -\$19,538.45

G4-610-18 total	MAX AVAILABLE SPEND FOR FY23 4%
\$3,131,973.14	\$125,278.93
-\$19,538.45	fund balance +/-



ACCOUNT NUMBER: **40310000229**
STATEMENT PERIOD: JANUARY 01, 2023 THROUGH MARCH 31, 2023



FIRST NATIONAL WEALTH MANAGEMENT
P O BOX 940
DAMARISCOTTA, ME 04543

HAMPDEN ENVIRONMENTAL TRUST
TOWN OF HAMPDEN
106 WESTERN AVE
HAMPDEN, ME 04444

ACCOUNT NAME: **HAMPDEN ENVIRONMENTAL TRUST -
INCOME**

ADMINISTRATIVE OFFICER: **LORRAINE OUELLETTE
207-669-6368
LORRAINE.OUELLETTE
@THEFIRST.COM**

INVESTMENT OFFICER: **MATT WEAVER
866-563-1900
MATTHEW.WEAVER
@THEFIRST.COM**

Proprietary Money Market Disclosure

Please be advised that First National Wealth Management may use a First National Bank money market deposit account as a sweep investment vehicle. First National Wealth Management does not receive any compensation from First National Bank for the placement of funds in this account, nor does First National Bank receive any fees from First National Wealth Management for the use of the account. The rate on the account is set by First National Bank. First National Wealth Management reviews its use of the First National Bank money market deposit account on a regular basis to ensure that it is the most appropriate investment for First National Wealth Management client funds.

ACCOUNT NUMBER: 40310000229

STATEMENT PERIOD: JANUARY 01, 2023 THROUGH MARCH 31, 2023

PORTFOLIO SUMMARY

ACCRUED INCOME		
OTHER	142.19	142.19
TOTAL ACCRUED INCOME	142.19	142.19
TOTAL ASSETS & ACCRUALS	38,920.28	38,920.28
BEGINNING MARKET VALUE	478,237.78	
ENDING MARKET VALUE	38,920.28	

ACTIVITY SUMMARY

	THIS PERIOD	YEAR TO DATE	REALIZED CAPITAL GAINS / LOSSES		
				THIS PERIOD	YEAR TO DATE
BEGINNING MARKET VALUE	477,256.27	477,256.27			
DIVIDENDS AND INTEREST	2,490.81	2,490.81			
OTHER RECEIPTS	16,602.78	16,602.78			
DISBURSEMENTS	64,855.56-	64,855.56-	LONG TERM	279.94-	279.94-
FEEs	589.71-	589.71-	TOTAL GAINS / LOSSES	279.94-	279.94-
NET CASH SALES/PURCHASES	46,351.68	46,351.68	INVESTMENT PERFORMANCE		
CHANGE IN MARKET VALUE	438,478.18-	438,478.18-		THIS PERIOD	YEAR TO DATE
ENDING MARKET VALUE	38,778.09	38,778.09			
			RATE OF RETURN	81.64-%	81.64-%

ACCOUNT NUMBER: 40310000229

STATEMENT PERIOD: JANUARY 01, 2023 THROUGH MARCH 31, 2023


PORTFOLIO DETAIL

DESCRIPTION	MARKET VALUE/ PRICE	TAX COST/ UNREALIZED GAIN/LOSS	EST ANNUAL INCOME/ ACCRUED INC	CURRENT YIELD
CASH AND EQUIVALENTS				
FNWM MONEY MARKET	38,778.09 1.00	38,778.09 0.00	1,706.24 142.19	4.40
TOTAL CASH AND EQUIVALENTS	38,778.09	38,778.09 0.00	1,706.24 142.19	4.40
TOTAL ASSETS	38,778.09	38,778.09 0.00	1,706.24 142.19	4.40
TOTAL ACCRUED INC	142.19	142.19		
GRAND TOTAL ASSETS	38,920.28	38,920.28 0.00	1,706.24 142.19	4.40

TRANSACTION DETAIL

DATE	QUANTITY	DESCRIPTION	TRANSACTION TYPE	CASH	COST BASIS
01/01/23		BEGINNING BALANCE		0.00	504,463.54
DIVIDENDS					
01/03/23		MM0000099 DIVIDEND ON FNWM MONEY MARKET PAYABLE 12/31/2022 EFFECTIVE 12/31/2022	DIVIDEND	37.41	
02/01/23		MM0000099 DIVIDEND ON FNWM MONEY MARKET PAYABLE 01/31/2023 EFFECTIVE 01/31/2023	DIVIDEND	58.49	
03/01/23		MM0000099 DIVIDEND ON FNWM MONEY MARKET PAYABLE 02/28/2023 EFFECTIVE 02/28/2023	DIVIDEND	127.30	
TOTAL DIVIDENDS				223.20	0.00
INTEREST					
01/03/23		9128283P3 INTEREST ON 75,000 UNITS US TREASURY NOTES 12/21/2017 2.25% 12/31/2024 PAYABLE 12/31/2022 EFFECTIVE 12/31/2022	INTEREST RCVD	843.75	
02/13/23		9128283P3 ACCRUED INTEREST RECEIVED 75,000 UNITS US TREASURY NOTES 12/21/2017 2.25% 12/31/2024	ACCRUED INT	205.11	
02/28/23		91282CCW9 INTEREST ON 75,000 UNITS US TREASURY NTS DTD 08/19/2021 .75% 08/31/2026 PAYABLE 02/28/2023	INTEREST RCVD	281.25	
02/28/23		91282CEC1 INTEREST ON 100,000 UNITS US TREASURY NTS DTD 02/17/2022 1.875% 02/28/2027 PAYABLE 02/28/2023	INTEREST RCVD	937.50	
TOTAL INTEREST				2,267.61	0.00
OTHER RECEIPTS					
01/10/23		RECEIVED FROM ACCOUNT # 40310000219 RECEIVED NET INCOME FROM HAMPDEN ENV TRUST	CASH RCVD	4,805.93	
02/10/23		RECEIVED FROM ACCOUNT # 40310000219 RECEIVED NET INCOME FROM HAMPDEN ENV TRUST	CASH RCVD	1,584.51	
03/10/23		RECEIVED FROM ACCOUNT # 40310000219 RECEIVED NET INCOME FROM HAMPDEN ENV TRUST	CASH RCVD	10,212.34	
TOTAL OTHER RECEIPTS				16,602.78	0.00
PURCHASES					
03/31/23	25,485.570	MM0000099 NET DEPOSIT FNWM MONEY MARKET	NET CASH MGMT	25,485.57-	25,485.57
TOTAL PURCHASES				25,485.57-	25,485.57


TRANSACTION DETAIL (CONTINUED)

DATE	QUANTITY	DESCRIPTION	TRANSACTION TYPE	CASH	COST BASIS
FEES					
01/10/23		FEE TO FIRST NATIONAL WEALTH MANAGEMENT FOR THE PERIOD ENDING 12/31/2022 BASED ON AVERAGE MARKET VALUE _____ 249.55 DISCOUNT _____ 149.73	DISBURSEMENT	99.82-	
01/10/23		FEE TO FIRST NATIONAL WEALTH MANAGEMENT FOR THE PERIOD ENDING 12/31/2022 BASED ON AVERAGE MARKET VALUE _____ 249.55 DISCOUNT _____ 149.73	DISBURSEMENT	99.82-	
02/07/23		FEE TO FIRST NATIONAL WEALTH MANAGEMENT FOR THE PERIOD ENDING 01/31/2023 BASED ON AVERAGE MARKET VALUE _____ 252.22 DISCOUNT _____ 151.33	DISBURSEMENT	100.89-	
02/07/23		FEE TO FIRST NATIONAL WEALTH MANAGEMENT FOR THE PERIOD ENDING 01/31/2023 BASED ON AVERAGE MARKET VALUE _____ 252.22 DISCOUNT _____ 151.33	DISBURSEMENT	100.89-	
03/07/23		FEE TO FIRST NATIONAL WEALTH MANAGEMENT FOR THE PERIOD ENDING 02/28/2023 BASED ON AVERAGE MARKET VALUE _____ 235.36 DISCOUNT _____ 141.21	DISBURSEMENT	94.15-	
03/07/23		FEE TO FIRST NATIONAL WEALTH MANAGEMENT FOR THE PERIOD ENDING 02/28/2023 BASED ON AVERAGE MARKET VALUE _____ 235.36 DISCOUNT _____ 141.22	DISBURSEMENT	94.14-	
TOTAL FEES				589.71-	0.00
OTHER DISBURSEMENTS					
02/13/23		DISTRIBUTION TO TOWN OF HAMPDEN DISTRIBUTION OF INCOME PER TERMS OF TRUST DOCUMENT AND REQUEST OF INDIVIDUAL TRUSTEES	DISBURSEMENT	37,546.36-	
03/09/23		DISTRIBUTION TO TOWN OF HAMPDEN DISTRIBUTION OF INCOME PER TERMS OF TRUST DOCUMENT AND REQUEST OF INDIVIDUAL TRUSTEES	DISBURSEMENT	27,309.20-	
TOTAL OTHER DISBURSEMENTS				64,855.56-	0.00
SALES AND MATURITIES					
02/13/23	75,000.000-	9128283P3 SOLD 75,000 UNITS US TREASURY NOTES 12/21/2017 2.25% 12/31/2024 ON 02/10/2023 AT 95.783 THRU CAPITAL INSTITUTIONAL SEVRS	SELL	71,837.25	72,117.19-
TOTAL SALES AND MATURITIES				71,837.25	72,117.19-

TRANSACTION DETAIL (CONTINUED)

DATE	QUANTITY	DESCRIPTION	TRANSACTION TYPE	CASH	COST BASIS
NON CASH ACTIVITY					
03/27/23	100,000.000-	91282CAT8 DELIVERED 100,000 UNITS US TREASURY NTS DTD 10/22/2020 .25% 10/31/2025 TRADE DATE 03/27/2023 TRANSFER TO HAMPDEN ENV TRUST 40310000219 TO CONSOLIDATE ACCOUNTS PER TERMS OF TRUST 91282CCW9	SEC DELIVERED		96,973.16-
03/27/23	75,000.000-	DELIVERED 75,000 UNITS US TREASURY NTS DTD 08/19/2021 .75% 08/31/2026 TRADE DATE 03/27/2023 TRANSFER TO HAMPDEN ENV TRUST 40310000219 TO CONSOLIDATE ACCOUNTS PER TERMS OF TRUST 91282CDM0	SEC DELIVERED		74,855.98-
03/27/23	150,000.000-	DELIVERED 150,000 UNITS US TREASURY NTS DTD 11/18/2021 .5% 11/30/2023 TRADE DATE 03/27/2023 TRANSFER TO HAMPDEN ENV TRUST 40310000219 TO CONSOLIDATE ACCOUNTS PER TERMS OF TRUST 91282CEC1	SEC DELIVERED		149,552.81-
03/27/23	100,000.000-	DELIVERED 100,000 UNITS US TREASURY NTS DTD 02/17/2022 1.875% 02/28/2027 TRADE DATE 03/27/2023 TRANSFER TO HAMPDEN ENV TRUST 40310000219 TO CONSOLIDATE ACCOUNTS PER TERMS OF TRUST	SEC DELIVERED		97,671.88-
TOTAL NON CASH ACTIVITY				0.00	419,053.83-
03/31/23		ENDING BALANCE		0.00	38,778.09



ACCOUNT NUMBER: **40310000229**

STATEMENT PERIOD: JANUARY 01, 2023 THROUGH JANUARY 31, 2023

FIRST NATIONAL WEALTH MANAGEMENT
P O BOX 940
DAMARISCOTTA, ME 04543

HAMPDEN ENVIRONMENTAL TRUST
TOWN OF HAMPDEN
106 WESTERN AVE
HAMPDEN, ME 04444

ACCOUNT NAME: **HAMPDEN ENVIRONMENTAL TRUST -
INCOME**



ADMINISTRATIVE OFFICER: **LORRAINE OUELLETTE
207-669-6368
LORRAINE.OUELLETTE
@THEFIRST.COM**


INVESTMENT OFFICER: **MATT WEAVER
866-563-1900
MATTHEW.WEAVER
@THEFIRST.COM**

Proprietary Money Market Disclosure

Please be advised that First National Wealth Management may use a First National Bank money market deposit account as a sweep investment vehicle. First National Wealth Management does not receive any compensation from First National Bank for the placement of funds in this account, nor does First National Bank receive any fees from First National Wealth Management for the use of the account. The rate on the account is set by First National Bank. First National Wealth Management reviews its use of the First National Bank money market deposit account on a regular basis to ensure that it is the most appropriate investment for First National Wealth Management client funds.

PORTFOLIO SUMMARY

	TAX COST	MARKET VALUE	PERCENT
 CASH AND EQUIVALENTS	18,779.97	18,779.97	3.9%
 FIXED INCOME	491,171.02	467,816.25	96.1%
TOTAL ASSETS	509,950.99	486,596.22	100.0%
ACCRUED INCOME OTHER	1,442.13	1,442.13	
TOTAL ACCRUED INCOME	1,442.13	1,442.13	
TOTAL ASSETS & ACCRUALS	511,393.12	488,038.35	
BEGINNING MARKET VALUE	478,237.78		
ENDING MARKET VALUE	488,038.35		



ACTIVITY SUMMARY

	THIS PERIOD	YEAR TO DATE	REALIZED CAPITAL GAINS / LOSSES	
			THIS PERIOD	YEAR TO DATE
BEGINNING MARKET VALUE	477,266.27	477,266.27		
DIVIDENDS AND INTEREST	881.16	881.16		
OTHER RECEIPTS	4,805.93	4,805.93		
FEES	199.64	199.64		
NET CASH SALES/PURCHASES	5,487.45	5,487.45		
CHANGE IN MARKET VALUE	9,339.95	9,339.95		
ENDING MARKET VALUE	486,596.22	486,596.22		
			TOTAL GAINS / LOSSES	0.00
				0.00
			INVESTMENT PERFORMANCE	
			THIS PERIOD	YEAR TO DATE
			RATE OF RETURN	0.99%
				0.99%

ACCOUNT NUMBER: 40310000229

STATEMENT PERIOD: JANUARY 01, 2023 THROUGH JANUARY 31, 2023

PORTFOLIO DETAIL

DESCRIPTION		MARKET VALUE/ PRICE	TAX COST/ UNREALIZED GAIN/LOSS	EST ANNUAL INCOME/ ACCRUED INC	CURRENT YIELD	
CASH AND EQUIVALENTS						
FNWM MONEY MARKET		18,779.97 1.00	18,779.97 0.00	743.68 61.97	3.96	
TOTAL CASH AND EQUIVALENTS		18,779.97	18,779.97 0.00	743.68 61.97	3.96	
DESCRIPTION	RATING	PAR VALUE	MARKET VALUE/ PRICE	TAX COST/ UNREALIZED GAIN/LOSS	EST ANNUAL INCOME/ ACCRUED INC	CURRENT YIELD
FIXED INCOME						
US TREASURY NOTES 12/21/2017 2.25% 12/31/2024		75,000.000	72,225.75 96.30	72,117.19 108.56	1,687.50 149.17	2.34
US TREASURY NTS DTD 10/22/2020 .25% 10/31/2025		100,000.000	90,430.00 90.43	96,973.16 6,543.16-	250.00 64.23	0.28
US TREASURY NTS DTD 08/19/2021 .75% 08/31/2026		75,000.000	67,383.00 89.84	74,855.98 7,472.98-	562.50 239.30	0.83
US TREASURY NTS DTD 11/18/2021 .5% 11/30/2023		150,000.000	144,808.50 96.54	149,552.81 4,744.31-	750.00 129.81	0.52
US TREASURY NTS DTD 02/17/2022 1.875% 02/28/2027		100,000.000	92,969.00 92.97	97,671.88 4,702.88-	1,875.00 797.65	2.02
TOTAL FIXED INCOME			467,816.25	491,171.02 23,364.77-	5,125.00 1,380.16	1.10
TOTAL ASSETS			486,696.22	509,960.99 23,364.77-	5,868.68 1,442.13	1.21
TOTAL ACCRUED INC			1,442.13	1,442.13		
GRAND TOTAL ASSETS			488,038.35	511,393.12 23,364.77-	5,868.68 1,442.13	1.21

TRANSACTION DETAIL

DATE	QUANTITY	DESCRIPTION	TRANSACTION TYPE	CASH	COST BASIS
01/01/23		BEGINNING BALANCE		0.00	504,463.54
DIVIDENDS					
01/03/23		MM0000099 DIVIDEND ON FNWM MONEY MARKET PAYABLE 12/31/2022 EFFECTIVE 12/31/2022	DIVIDEND	37.41	
TOTAL DIVIDENDS				37.41	0.00
INTEREST					
01/03/23		9128283P3 INTEREST ON 75,000 UNITS US TREASURY NOTES 12/21/2017 2.25% 12/31/2024 PAYABLE 12/31/2022 EFFECTIVE 12/31/2022	INTEREST RCVD	843.75	
TOTAL INTEREST				843.75	0.00
OTHER RECEIPTS					
01/10/23		RECEIVED FROM ACCOUNT # 40310000219 RECEIVED NET INCOME FROM HAMPDEN ENV TRUST	CASH RCVD	4,805.93	
TOTAL OTHER RECEIPTS				4,805.93	0.00
PURCHASES					
01/31/23	5,487.450	MM0000099 NET DEPOSIT FNWM MONEY MARKET	NET CASH MGMT	5,487.45-	5,487.45
TOTAL PURCHASES				5,487.45-	5,487.45
FEES					
01/10/23		FEE TO FIRST NATIONAL WEALTH MANAGEMENT FOR THE PERIOD ENDING 12/31/2022 BASED ON AVERAGE MARKET VALUE _____ 249.55 DISCOUNT _____ 149.73	DISBURSEMENT	99.82-	
01/10/23		FEE TO FIRST NATIONAL WEALTH MANAGEMENT FOR THE PERIOD ENDING 12/31/2022 BASED ON AVERAGE MARKET VALUE _____ 249.55 DISCOUNT _____ 149.73	DISBURSEMENT	99.82-	
TOTAL FEES				199.64-	0.00
01/31/23		ENDING BALANCE		0.00	509,950.99



ACCOUNT NUMBER: 40310000229

STATEMENT PERIOD: FEBRUARY 01, 2023 THROUGH FEBRUARY 28, 2023

FIRST NATIONAL WEALTH MANAGEMENT
P O BOX 940
DAMARISCOTTA, ME 04543

HAMPDEN ENVIRONMENTAL TRUST
TOWN OF HAMPDEN
106 WESTERN AVE
HAMPDEN, ME 04444

ACCOUNT NAME: HAMPDEN ENVIRONMENTAL TRUST -
INCOME



ADMINISTRATIVE OFFICER: LORRAINE OUELLETTE
207-669-6368
LORRAINE.OUELLETTE
@THEFIRST.COM

INVESTMENT OFFICER: MATT WEAVER
866-563-1900
MATTHEW.WEAVER
@THEFIRST.COM

Proprietary Money Market Disclosure

Please be advised that First National Wealth Management may use a First National Bank money market deposit account as a sweep investment vehicle. First National Wealth Management does not receive any compensation from First National Bank for the placement of funds in this account, nor does First National Bank receive any fees from First National Wealth Management for the use of the account. The rate on the account is set by First National Bank. First National Wealth Management reviews its use of the First National Bank money market deposit account on a regular basis to ensure that it is the most appropriate investment for First National Wealth Management client funds.

PORTFOLIO SUMMARY

	TAX COST	MARKET VALUE	PERCENT
 CASH AND EQUIVALENTS	55,935.94	55,935.94	12.5%
 FIXED INCOME	419,053.83	391,505.00	87.5%
TOTAL ASSETS	474,989.77	447,440.94	100.0%
ACCRUED INCOME OTHER	473.46	473.46	
TOTAL ACCRUED INCOME	473.46	473.46	
TOTAL ASSETS & ACCRUALS	475,463.23	447,914.40	
BEGINNING MARKET VALUE	488,038.35		
ENDING MARKET VALUE	447,914.40		



ACTIVITY SUMMARY

	THIS PERIOD	YEAR TO DATE	REALIZED CAPITAL GAINS / LOSSES	
			THIS PERIOD	YEAR TO DATE
BEGINNING MARKET VALUE	486,596.22	477,256.27		
DIVIDENDS AND INTEREST	1,482.35	2,363.51		
OTHER RECEIPTS	1,584.51	6,390.44		
DISBURSEMENTS	37,546.36-	37,546.36-	LONG TERM	279.94-
FEEs	201.78-	401.42-	TOTAL GAINS / LOSSES	279.94-
NET CASH SALES/PURCHASES	34,681.28	29,193.83		
CHANGE IN MARKET VALUE	39,155.28-	29,815.33-		
ENDING MARKET VALUE	447,440.94	447,440.94		
			INVESTMENT PERFORMANCE	
			THIS PERIOD	YEAR TO DATE
			RATE OF RETURN	0.61-%
				0.37%

ACCOUNT NUMBER: 40310000229

STATEMENT PERIOD: FEBRUARY 01, 2023 THROUGH FEBRUARY 28, 2023

PORTFOLIO DETAIL

DESCRIPTION		MARKET VALUE/ PRICE	TAX COST/ UNREALIZED GAIN/LOSS	EST ANNUAL INCOME/ ACCRUED INC	CURRENT YIELD	
CASH AND EQUIVALENTS						
FNWM MONEY MARKET		55,935.94 1.00	55,935.94 0.00	2,349.31 195.77	4.20	
TOTAL CASH AND EQUIVALENTS		55,935.94	55,935.94 0.00	2,349.31 195.77	4.20	
DESCRIPTION	RATING	PAR VALUE	MARKET VALUE/ PRICE	TAX COST/ UNREALIZED GAIN/LOSS	EST ANNUAL INCOME/ ACCRUED INC	CURRENT YIELD
FIXED INCOME						
US TREASURY NTS DTD 10/22/2020 .25% 10/31/2025		100,000.000	89,305.00 89.31	96,973.16 7,668.16-	250.00 83.56	0.28
US TREASURY NTS DTD 08/19/2021 .75% 08/31/2026		75,000.000	66,184.50 88.25	74,855.98 8,671.48-	562.50 1.53	0.85
US TREASURY NTS DTD 11/18/2021 .5% 11/30/2023		150,000.000	144,949.50 96.63	149,552.81 4,603.31-	750.00 187.50	0.52
US TREASURY NTS DTD 02/17/2022 1.875% 02/28/2027		100,000.000	91,066.00 91.07	97,671.88 6,605.88-	1,875.00 5.10	2.06
TOTAL FIXED INCOME			391,505.00	419,063.83 27,548.83-	3,437.50 277.69	0.88
TOTAL ASSETS			447,440.94	474,989.77 27,548.83-	5,786.81 473.46	1.29
TOTAL ACCRUED INC			473.46	473.46		
GRAND TOTAL ASSETS			447,914.40	475,463.23 27,548.83-	5,786.81 473.46	1.29

TRANSACTION DETAIL

DATE	QUANTITY	DESCRIPTION	TRANSACTION TYPE	CASH	COST BASIS
02/01/23		BEGINNING BALANCE		0.00	509,950.99
DIVIDENDS					
02/01/23		MM0000099 DIVIDEND ON FNWM MONEY MARKET PAYABLE 01/31/2023 EFFECTIVE 01/31/2023	DIVIDEND	58.49	
TOTAL DIVIDENDS				58.49	0.00
INTEREST					
02/13/23		9128283P3 ACCRUED INTEREST RECEIVED 75,000 UNITS US TREASURY NOTES 12/21/2017 2.25% 12/31/2024	ACCRUED INT	205.11	
02/28/23		91282CCW9 INTEREST ON 75,000 UNITS US TREASURY NTS DTD 08/19/2021 .75% 08/31/2026 PAYABLE 02/28/2023	INTEREST RCVD	281.25	
02/28/23		91282CEC1 INTEREST ON 100,000 UNITS US TREASURY NTS DTD 02/17/2022 1.875% 02/28/2027 PAYABLE 02/28/2023	INTEREST RCVD	937.50	
TOTAL INTEREST				1,423.86	0.00
OTHER RECEIPTS					
02/10/23		RECEIVED FROM ACCOUNT # 40310000219 RECEIVED NET INCOME FROM HAMPDEN ENV TRUST	CASH RCVD	1,584.51	
TOTAL OTHER RECEIPTS				1,584.51	0.00
PURCHASES					
02/28/23	37,155.970	MM0000099 NET DEPOSIT FNWM MONEY MARKET	NET CASH MGMT	37,155.97-	37,155.97
TOTAL PURCHASES				37,155.97-	37,155.97
FEES					
02/07/23		FEE TO FIRST NATIONAL WEALTH MANAGEMENT FOR THE PERIOD ENDING 01/31/2023 BASED ON AVERAGE MARKET VALUE 252.22 DISCOUNT 151.33	DISBURSEMENT	100.89-	
02/07/23		FEE TO FIRST NATIONAL WEALTH MANAGEMENT FOR THE PERIOD ENDING 01/31/2023 BASED ON AVERAGE MARKET VALUE 252.22 DISCOUNT 151.33	DISBURSEMENT	100.89-	
TOTAL FEES				201.78-	0.00

ACCOUNT NUMBER: 40310000229

STATEMENT PERIOD: FEBRUARY 01, 2023 THROUGH FEBRUARY 28, 2023

TRANSACTION DETAIL (CONTINUED)

DATE	QUANTITY	DESCRIPTION	TRANSACTION TYPE	CASH	COST BASIS
OTHER DISBURSEMENTS					
02/13/23		DISTRIBUTION TO TOWN OF HAMPDEN DISTRIBUTION OF INCOME PER TERMS OF TRUST DOCUMENT AND REQUEST OF INDIVIDUAL TRUSTEES	DISBURSEMENT	37,546.36-	
TOTAL OTHER DISBURSEMENTS				37,546.36-	0.00
SALES AND MATURITIES					
02/13/23	75,000.000-	9128283P3 SOLD 75,000 UNITS US TREASURY NOTES 12/21/2017 2.25% 12/31/2024 ON 02/10/2023 AT 95.783 THRU CAPITAL INSTITUTIONAL SEVRS	SELL	71,837.25	72,117.19-
TOTAL SALES AND MATURITIES				71,837.25	72,117.19-
02/28/23		ENDING BALANCE		0.00	474,989.77



Jul-23

\$3,131,973.14

amount carried forward	\$3,131,973.14
Withdrawals	\$0.00
Income Div. & Cap Gains	\$4,664.54
Fees	-\$1,314.74
other receipts & disbursements	
net cash sales/purchases	-\$3,681.49
Change in Mkt Value	\$30,938.42
Balance	\$3,162,579.87


G4-610-18 total	MAX AVAILABLE SPEND FOR FY23 4%
\$3,162,579.87	\$126,503.19
\$30,606.73	fund balance +/-

Combined Balance	G4-110-19	\$3,162,579.87
------------------	-----------	----------------

difference \$30,606.73

July posting

		+	-
		debit	credit
prin	G4-110-19	\$30,606.73	
fund bal	G4-610-18		\$30,606.73





ACCOUNT NUMBER: 40310000219
STATEMENT PERIOD: JANUARY 01, 2023 THROUGH MARCH 31, 2023



FIRST NATIONAL WEALTH MANAGEMENT
P O BOX 940
DAMARISCOTTA, ME 04543

HAMPDEN ENVIRONMENTAL TRUST
TOWN OF HAMPDEN
106 WESTERN AVE
HAMPDEN, ME 04444

ACCOUNT NAME: HAMPDEN ENVIRONMENTAL TRUST




ADMINISTRATIVE OFFICER: LORRAINE OUELLETTE
207-669-6368
LORRAINE.OUELLETTE@THEFIRST.COM

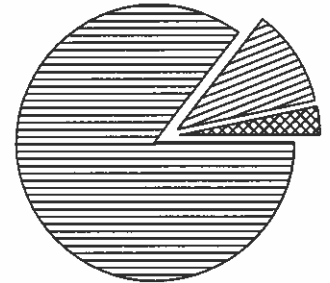
INVESTMENT OFFICER: MATT WEAVER
866-563-1900
MATTHEW.WEAVER@THEFIRST.COM

Proprietary Money Market Disclosure

Please be advised that First National Wealth Management may use a First National Bank money market deposit account as a sweep investment vehicle. First National Wealth Management does not receive any compensation from First National Bank for the placement of funds in this account, nor does First National Bank receive any fees from First National Wealth Management for the use of the account. The rate on the account is set by First National Bank. First National Wealth Management reviews its use of the First National Bank money market deposit account on a regular basis to ensure that it is the most appropriate investment for First National Wealth Management client funds.

PORTFOLIO SUMMARY

	TAX COST	MARKET VALUE	PERCENT
 CASH AND EQUIVALENTS	100,079.43	100,079.43	3.2%
 EQUITIES	347,841.27	359,121.95	11.5%
 FIXED INCOME	2,804,900.58	2,658,006.50	85.3%
TOTAL ASSETS	3,252,821.28	3,117,207.88	100.0%
ACCRUED INCOME OTHER	7,918.66	7,918.66	
TOTAL ACCRUED INCOME	7,918.66	7,918.66	
TOTAL ASSETS & ACCRUALS	3,260,739.94	3,125,126.54	
BEGINNING MARKET VALUE	2,687,848.45		
ENDING MARKET VALUE	3,125,126.54		



ACTIVITY SUMMARY

	THIS PERIOD	YEAR TO DATE	REALIZED CAPITAL GAINS / LOSSES	
			THIS PERIOD	YEAR TO DATE
BEGINNING MARKET VALUE	2,673,898.01	2,673,898.01		
DIVIDENDS AND INTEREST	20,340.97	20,340.97		
DISBURSEMENTS	16,602.78	16,602.78		
FEES	3,377.58	3,377.58		
NET CASH SALES/PURCHASES	338.49	338.49		
CHANGE IN MARKET VALUE	443,287.75	443,287.75		
ENDING MARKET VALUE	3,117,207.88	3,117,207.88		
			INVESTMENT PERFORMANCE	
			THIS PERIOD	YEAR TO DATE
RATE OF RETURN			17.33%	17.33%

ACCOUNT NUMBER: 40310000219

STATEMENT PERIOD: JANUARY 01, 2023 THROUGH MARCH 31, 2023

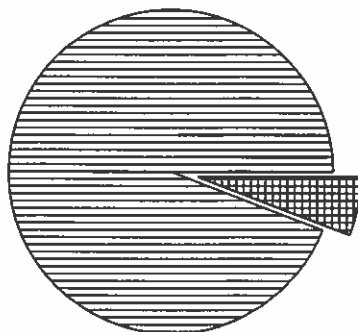


PORTFOLIO DETAIL

DESCRIPTION	MARKET VALUE/ PRICE	TAX COST/ UNREALIZED GAIN/LOSS	EST ANNUAL INCOME/ ACCRUED INC	CURRENT YIELD
CASH AND EQUIVALENTS				
FNWM MONEY MARKET	100,057.31 1.00	100,057.31 0.00	4,402.52 366.88	4.40
CASH	22.12	22.12 0.00		
TOTAL CASH AND EQUIVALENTS	100,079.43	100,079.43 0.00	4,402.52 366.88	4.40

DESCRIPTION	TICKER	SHARES	MARKET VALUE/ PRICE	TAX COST/ UNREALIZED GAIN/LOSS	EST ANNUAL INCOME/ ACCRUED INC	CURRENT YIELD
EQUITIES						
BARON EMERGING MARKETS INSTITUTIONAL	BEXIX	2,837.450	37,993.46 13.39	35,000.00 2,993.46	192.95	0.51
DFA INTERNATIONAL SMALL COMPANY I	DFISX	1,067.575	19,760.81 18.51	17,720.57 2,040.24	430.23	2.18
DODGE & COX INTERNATIONAL STOCK I	DODFX	1,769.554	80,974.79 45.76	73,500.00 7,474.79	1,698.77	2.10
DODGE & COX STOCK I	DODGX	362.451	78,459.77 216.47	80,093.06 1,633.29-	1,127.22	1.44
FIDELITY GROWTH COMPANY FUND	FDGRX	2,380.551	62,513.27 26.26	59,594.54 2,918.73	221.39	0.35
NEUBERGER BERMAN GENESIS INSTL	NBGIX	504.990	29,435.87 58.29	30,733.54 1,297.67-	22.72	0.08
PARNASSUS MID CAP FUND CL I	PPPMX	1,461.520	49,983.98 34.20	51,199.56 1,215.58-	118.38	0.24
TOTAL EQUITIES			359,121.95	347,841.27 11,280.68	3,811.66 0.00	1.06

BOND QUALITY SUMMARY



S & P QUALITY RATING	MARKET VALUE	PERCENT
TREASURY / AGENCY	2,503,847.00	94.2%
NOT RATED	154,159.50	5.8%
Total	2,658,006.50	100.0%

PORTFOLIO DETAIL (CONTINUED)

DESCRIPTION	RATING	PAR VALUE	MARKET VALUE/ PRICE	TAX COST/ UNREALIZED GAIN/LOSS	EST ANNUAL INCOME/ ACCRUED INC	CURRENT YIELD
FIXED INCOME						
FHLB CONS BD DTD 08/01/2016 1.875% 09/11/2026	AA+	200,000.000	186,094.00 93.05	205,556.30 19,462.30-	3,750.00 208.33	2.02
FHLB CONS BD DTD 07/01/2021 .875% 06/12/2026	AA+	150,000.000	136,026.00 90.68	151,165.82 15,139.82-	1,312.50 397.40	0.96
FHLB CONS BD DTD 05/06/2013 2.5% 05/30/2023-2013	AA+	125,000.000	124,547.50 99.64	124,271.25 276.25	3,125.00 1,050.35	2.51
FFCB DTD 11/02/2012 2.13% 11/09/2023	AA+	125,000.000	122,965.00 98.37	124,070.45 1,105.45-	2,662.50 1,050.21	2.17
FFCB CONS BD DTD 02/14/2013 2.33% 02/21/2024	AA+	125,000.000	122,058.75 97.65	120,717.50 1,341.25	2,912.50 323.61	2.39
FFCB DTD 11/05/2015 2.5% 01/13/2025	AA+	125,000.000	121,200.00 96.96	125,902.86 4,702.86-	3,125.00 677.08	2.58
JPMORGAN CHASE BANK NA CD CLL DTD 09/28/2022 4.3% 09/30/2024		75,000.000	74,214.75 98.95	75,000.00 785.25-	3,225.00 17.53	4.35
MAINE HEALTH & HIGHER EDL FACS AUTH REV BDS DTD 06/28/2016 5% 07/01/2026		75,000.000	79,944.75 106.59	78,512.22 1,432.53	3,750.00 937.50	4.69
US TREASURY NOTES DTD 08/23/2018 2.75% 08/31/2023		150,000.000	148,810.50 99.21	149,847.66 1,037.16-	4,125.00 358.70	2.77
US TREASURY NOTES DTD 08/23/2018 2.75% 08/31/2025		100,000.000	97,180.00 97.18	99,432.31 2,252.31-	2,750.00 239.13	2.83
US TREASURY NOTES DTD 08/15/2015 2% 08/15/2025		200,000.000	191,180.00 95.59	197,046.88 5,866.88-	4,000.00 497.24	2.09
US TREASURY NTS DTD 07/23/2020 .25% 07/31/2025		200,000.000	183,546.00 91.77	197,687.50 14,141.50-	500.00 82.87	0.27
US TREASURY NTS DTD 10/22/2020 .25% 10/31/2025		100,000.000	91,109.00 91.11	96,973.16 5,864.16-	250.00 104.97	0.27
US TREASURY NTS DTD 02/03/2021 1.125% 02/15/2031		200,000.000	168,218.00 84.11	189,904.40 21,686.40-	2,250.00 279.70	1.34
US TREASURY NTS DTD 06/17/2021 .875% 06/30/2026		200,000.000	182,212.00 91.11	201,675.88 19,463.88-	1,750.00 439.92	0.96
US TREASURY NTS DTD 08/19/2021 .75% 08/31/2026		225,000.000	203,168.25 90.30	224,567.95 21,399.70-	1,687.50 146.74	0.83
US TREASURY NTS DTD 11/18/2021 .5% 11/30/2023		150,000.000	145,863.00 97.24	149,552.81 3,689.81-	750.00 251.37	0.51
US TREASURY NTS DTD 02/17/2022 1.875% 02/28/2027		300,000.000	279,669.00 93.22	293,015.63 13,346.63-	5,625.00 489.13	2.01
TOTAL FIXED INCOME			2,658,006.50	2,804,900.58 146,894.08-	47,550.00 7,551.78	1.79
TOTAL ASSETS			3,117,207.88	3,252,821.28 135,613.40-	55,764.18 7,918.66	1.79
TOTAL ACCRUED INC			7,918.66	7,918.66		

ACCOUNT NUMBER: 40310000219

STATEMENT PERIOD: JANUARY 01, 2023 THROUGH MARCH 31, 2023



PORTFOLIO DETAIL (CONTINUED)

DESCRIPTION	RATING	PAR VALUE	MARKET VALUE/ PRICE	TAX COST/ UNREALIZED GAIN/LOSS	EST ANNUAL INCOME/ ACCRUED INC	CURRENT YIELD
GRAND TOTAL ASSETS			3,125,126.54	3,280,739.94 135,613.40-	55,764.18 7,918.66	1.79

TRANSACTION DETAIL

DATE	QUANTITY	DESCRIPTION	TRANSACTION TYPE	CASH	COST BASIS
01/01/23		BEGINNING BALANCE		0.00	2,834,541.85
DIVIDENDS					
01/03/23		MM0000099 DIVIDEND ON FNWM MONEY MARKET PAYABLE 12/31/2022 EFFECTIVE 12/31/2022	DIVIDEND	305.57	
02/01/23		MM0000099 DIVIDEND ON FNWM MONEY MARKET PAYABLE 01/31/2023 EFFECTIVE 01/31/2023	DIVIDEND	336.09	
03/01/23		MM0000099 DIVIDEND ON FNWM MONEY MARKET PAYABLE 02/28/2023 EFFECTIVE 02/28/2023	DIVIDEND	321.54	
03/29/23		256219106 DIVIDEND ON 359.738 SHS DODGE & COX STOCK I AT 0.81 PER SHARE PAYABLE 03/28/2023 EX DATE 03/28/2023 EFFECTIVE 03/28/2023	DIVIDEND	291.39	
03/29/23		256219106 LONG TERM CAPITAL GAINS DIVIDEND ON 359.738 SHS DODGE & COX STOCK I AT 1.588 PER SHARE PAYABLE 03/28/2023 EX DATE 03/28/2023 EFFECTIVE 03/28/2023	DIVIDEND	571.26	
03/31/23		233203629 DIVIDEND ON 1,067.575 SHS DFA INTERNATIONAL SMALL COMPANY I AT .02072 PER SHARE PAYABLE 03/31/2023 EX DATE 03/30/2023	DIVIDEND	22.12	
TOTAL DIVIDENDS				1,847.97	0.00
INTEREST					
01/03/23		91282CCJ8 INTEREST ON 200,000 UNITS US TREASURY NTS DTD 06/17/2021 .875% 06/30/2026 PAYABLE 12/31/2022 EFFECTIVE 12/31/2022	INTEREST RCVD	875.00	
01/03/23		56042R6S6 INTEREST ON 75,000 UNITS MAINE HEALTH & HIGHER EDL FACS AUTH REV BDS DTD 06/28/2016 5% 07/01/2026 PAYABLE 01/01/2023 EFFECTIVE 01/01/2023	INTEREST RCVD	1,875.00	
01/13/23		3133EFNW3 INTEREST ON 125,000 UNITS FFCB DTD 11/05/2015 2.5% 01/13/2025 PAYABLE 01/13/2023	INTEREST RCVD	1,562.50	
01/31/23		91282CAB7 INTEREST ON 200,000 UNITS US TREASURY NTS DTD 07/23/2020 .25% 07/31/2025 PAYABLE 01/31/2023	INTEREST RCVD	250.00	
02/15/23		912828K74 INTEREST ON 200,000 UNITS US TREASURY NOTES DTD 08/15/2015 2% 08/15/2025 PAYABLE 02/15/2023	INTEREST RCVD	2,000.00	
02/15/23		91282CBL4 INTEREST ON 200,000 UNITS US TREASURY NTS DTD 02/03/2021 1.125% 02/15/2031 PAYABLE 02/15/2023	INTEREST RCVD	1,125.00	


TRANSACTION DETAIL (CONTINUED)

DATE	QUANTITY	DESCRIPTION	TRANSACTION TYPE	CASH	COST BASIS
02/21/23		3133ECG73 INTEREST ON 125,000 UNITS FFCB CONS BD DTD 02/14/2013 2.33% 02/21/2024 PAYABLE 02/21/2023	INTEREST RCVD	1,456.25	
02/28/23		9128284X5 INTEREST ON 150,000 UNITS US TREASURY NOTES DTD 08/23/2018 2.75% 08/31/2023 PAYABLE 02/28/2023	INTEREST RCVD	2,062.50	
02/28/23		9128284Z0 INTEREST ON 100,000 UNITS US TREASURY NOTES DTD 08/23/2018 2.75% 08/31/2025 PAYABLE 02/28/2023	INTEREST RCVD	1,375.00	
02/28/23		91282CCW9 INTEREST ON 150,000 UNITS US TREASURY NTS DTD 08/19/2021 .75% 08/31/2026 PAYABLE 02/28/2023	INTEREST RCVD	562.50	
02/28/23		91282CEC1 INTEREST ON 200,000 UNITS US TREASURY NTS DTD 02/17/2022 1.875% 02/28/2027 PAYABLE 02/28/2023	INTEREST RCVD	1,875.00	
03/13/23		3130A8XY4 INTEREST ON 200,000 UNITS FHLB CONS BD DTD 08/01/2016 1.875% 09/11/2026 PAYABLE 03/11/2023 EFFECTIVE 03/11/2023	INTEREST RCVD	1,875.00	
03/30/23		46593LQF9 INTEREST ON 75,000 UNITS JPMORGAN CHASE BANK NA CD CLL DTD 09/28/2022 4.3% 09/30/2024 PAYABLE 03/30/2023	INTEREST RCVD	1,599.25	
TOTAL INTEREST				18,493.00	0.00
PURCHASES					
03/29/23	2.713	256219106 PURCHASED 2.713 SHS DODGE & COX STOCK I ON 03/28/2023 AT 210.57 FOR REINVESTMENT	BUY	571.26-	571.26
TOTAL PURCHASES				571.26-	571.26
FEES					
01/10/23		FEE TO FIRST NATIONAL WEALTH MANAGEMENT FOR THE PERIOD ENDING 12/31/2022 BASED ON AVERAGE MARKET VALUE 1,398.14 DISCOUNT 838.88	DISBURSEMENT	559.26-	
01/10/23		FEE TO FIRST NATIONAL WEALTH MANAGEMENT FOR THE PERIOD ENDING 12/31/2022 BASED ON AVERAGE MARKET VALUE 1,398.14 DISCOUNT 838.89	DISBURSEMENT	559.25-	

TRANSACTION DETAIL (CONTINUED)

DATE	QUANTITY	DESCRIPTION	TRANSACTION TYPE	CASH	COST BASIS
02/07/23		FEE TO FIRST NATIONAL WEALTH MANAGEMENT FOR THE PERIOD ENDING 01/31/2023 BASED ON AVERAGE MARKET VALUE 1,410.22 DISCOUNT 846.13	DISBURSEMENT	564.09-	
02/07/23		FEE TO FIRST NATIONAL WEALTH MANAGEMENT FOR THE PERIOD ENDING 01/31/2023 BASED ON AVERAGE MARKET VALUE 1,410.22 DISCOUNT 846.14	DISBURSEMENT	564.08-	
03/07/23		FEE TO FIRST NATIONAL WEALTH MANAGEMENT FOR THE PERIOD ENDING 02/28/2023 BASED ON AVERAGE MARKET VALUE 1,413.63 DISCOUNT 848.18	DISBURSEMENT	565.45-	
03/07/23		FEE TO FIRST NATIONAL WEALTH MANAGEMENT FOR THE PERIOD ENDING 02/28/2023 BASED ON AVERAGE MARKET VALUE 1,413.63 DISCOUNT 848.18	DISBURSEMENT	565.45-	
TOTAL FEES				3,377.58-	0.00
OTHER DISBURSEMENTS					
01/03/23		91282CCJ8 AMORTIZATION ON 200,000 UNITS US TREASURY NTS DTD 06/17/2021 .875% 06/30/2026 EFFECTIVE 12/31/2022 TO ADJUST TAX LOT, AMORTIZATION = 104.99-	AMORTIZATION		104.99-
01/03/23		56042R6S6 AMORTIZATION ON 75,000 UNITS MAINE HEALTH & HIGHER EDL FACS AUTH REV BDS DTD 06/28/2016 5% 07/01/2026 EFFECTIVE 01/01/2023 TO ADJUST TAX LOT, AMORTIZATION = 264.03-	AMORTIZATION		264.03-
01/10/23		TRANSFER TO ACCOUNT # 40310000229 TRANSFER NET INCOME TO HAMPDEN ENV TRUST - INCOME 3133EFNW3	DISBURSEMENT	4,805.93-	
01/13/23		AMORTIZATION ON 125,000 UNITS FFCB DTD 11/05/2015 2.5% 01/13/2025 TO ADJUST TAX LOT, AMORTIZATION = 114.86-	AMORTIZATION		114.86-
02/10/23		TRANSFER TO ACCOUNT # 40310000229 TRANSFER NET INCOME TO HAMPDEN ENV TRUST - INCOME 3133EFNW3	DISBURSEMENT	1,584.51-	
03/10/23		TRANSFER TO ACCOUNT # 40310000229 TRANSFER NET INCOME TO HAMPDEN ENV TRUST - INCOME 3130A8XY4	DISBURSEMENT	10,212.34-	
03/13/23		AMORTIZATION ON 200,000 UNITS FHLB CONS BD DTD 08/01/2016 1.875% 09/11/2026 EFFECTIVE 03/11/2023 TO ADJUST TAX LOT, AMORTIZATION = 651.13-	AMORTIZATION		651.13-
TOTAL OTHER DISBURSEMENTS				16,602.78-	1,135.01-


TRANSACTION DETAIL (CONTINUED)

DATE	QUANTITY	DESCRIPTION	TRANSACTION TYPE	CASH	COST BASIS
SALES AND MATURITIES					
03/31/23	232.770-	MM0000099 NET WITHDRAWAL FNWM MONEY MARKET	NET CASH MGMT	232.77	232.77-
TOTAL SALES AND MATURITIES				232.77	232.77-
NON CASH ACTIVITY					
03/27/23	100,000.000	91282CAT8 RECEIVED 100,000 UNITS US TREASURY NTS DTD 10/22/2020 .25% 10/31/2025 TRANSFER FROM HAMPDEN ENV TRUST - INCOME TO CONSOLIDATE ACCOUNTS PER TERMS OF TRUST	SECURITY RCVD		96,973.16
03/27/23	75,000.000	91282CCW9 RECEIVED 75,000 UNITS US TREASURY NTS DTD 08/19/2021 .75% 08/31/2026 TRANSFER FROM HAMPDEN ENV TRUST - INCOME TO CONSOLIDATE ACCOUNTS PER TERMS OF TRUST	SECURITY RCVD		74,855.98
03/27/23	150,000.000	91282CDM0 RECEIVED 150,000 UNITS US TREASURY NTS DTD 11/18/2021 .5% 11/30/2023 TRANSFER FROM HAMPDEN ENV TRUST - INCOME TO CONSOLIDATE ACCOUNTS PER TERMS OF TRUST	SECURITY RCVD		149,552.81
03/27/23	100,000.000	91282CEC1 RECEIVED 100,000 UNITS US TREASURY NTS DTD 02/17/2022 1.875% 02/28/2027 TRANSFER FROM HAMPDEN ENV TRUST - INCOME TO CONSOLIDATE ACCOUNTS PER TERMS OF TRUST	SECURITY RCVD		97,671.88
TOTAL NON CASH ACTIVITY				0.00	419,053.83
03/31/23		ENDING BALANCE		22.12	3,252,799.16



TRANSACTION DETAIL

DATE	QUANTITY	DESCRIPTION	TRANSACTION TYPE	CASH	COST BASIS
01/01/23		BEGINNING BALANCE		0.00	2,834,641.86
DIVIDENDS					
01/03/23		MM0000099 DIVIDEND ON FNWM MONEY MARKET PAYABLE 12/31/2022 EFFECTIVE 12/31/2022	DIVIDEND	305.57	
TOTAL DIVIDENDS				305.57	0.00
INTEREST					
01/03/23		91282CCJ8 INTEREST ON 200,000 UNITS US TREASURY NTS DTD 06/17/2021 .875% 06/30/2026 PAYABLE 12/31/2022 EFFECTIVE 12/31/2022 56042R6S6	INTEREST RCVD	875.00	
01/03/23		INTEREST ON 75,000 UNITS MAINE HEALTH & HIGHER EDL FACS AUTH REV BDS DTD 06/28/2016 5% 07/01/2026 PAYABLE 01/01/2023 EFFECTIVE 01/01/2023 3133EFNW3	INTEREST RCVD	1,875.00	
01/13/23		INTEREST ON 125,000 UNITS FFCB DTD 11/05/2015 2.5% 01/13/2025 PAYABLE 01/13/2023	INTEREST RCVD	1,562.50	
01/31/23		91282CAB7 INTEREST ON 200,000 UNITS US TREASURY NTS DTD 07/23/2020 25% 07/31/2025 PAYABLE 01/31/2023	INTEREST RCVD	250.00	
TOTAL INTEREST				4,562.50	0.00
FEES					
01/10/23		FEE TO FIRST NATIONAL WEALTH MANAGEMENT FOR THE PERIOD ENDING 12/31/2022 BASED ON AVERAGE MARKET VALUE 1,398.14 DISCOUNT 838.88	DISBURSEMENT	559.26-	
01/10/23		FEE TO FIRST NATIONAL WEALTH MANAGEMENT FOR THE PERIOD ENDING 12/31/2022 BASED ON AVERAGE MARKET VALUE 1,398.14 DISCOUNT 838.89	DISBURSEMENT	559.25-	
TOTAL FEES				1,118.51-	0.00
OTHER DISBURSEMENTS					
01/03/23		91282CCJ8 AMORTIZATION ON 200,000 UNITS US TREASURY NTS DTD 06/17/2021 .875% 06/30/2026 EFFECTIVE 12/31/2022 TO ADJUST TAX LOT, AMORTIZATION = 104.99-	AMORTIZATION		104.99-
01/03/23		56042R6S6 AMORTIZATION ON 75,000 UNITS MAINE HEALTH & HIGHER EDL FACS AUTH REV BDS DTD 06/28/2016 5% 07/01/2026 EFFECTIVE 01/01/2023 TO ADJUST TAX LOT, AMORTIZATION = 264.03-	AMORTIZATION		264.03-

TRANSACTION DETAIL (CONTINUED)

DATE	QUANTITY	DESCRIPTION	TRANSACTION TYPE	CASH	COST BASIS
01/10/23		TRANSFER TO ACCOUNT # 40310000229 TRANSFER NET INCOME TO HAMPDEN ENV TRUST - INCOME 3133EFNW3	DISBURSEMENT	4,805.93-	
01/13/23		AMORTIZATION ON 125,000 UNITS FFCB DTD 11/05/2015 2.5% 01/13/2025 TO ADJUST TAX LOT, AMORTIZATION = 114.86-	AMORTIZATION		114.86-
TOTAL OTHER DISBURSEMENTS				4,805.93-	483.88-
SALES AND MATURITIES					
01/31/23	1,066.370-	MM0000099 NET WITHDRAWAL FNWM MONEY MARKET	NET CASH MGMT	1,066.37	1,066.37-
TOTAL SALES AND MATURITIES				1,066.37	1,066.37-
01/31/23		ENDING BALANCE		0.00	2,833,001.60



ACCOUNT NUMBER: **40310000219**

STATEMENT PERIOD: JANUARY 01, 2023 THROUGH JANUARY 31, 2023

FIRST NATIONAL WEALTH MANAGEMENT
P O BOX 940
DAMARISCOTTA, ME 04543

HAMPDEN ENVIRONMENTAL TRUST
TOWN OF HAMPDEN
106 WESTERN AVE
HAMPDEN, ME 04444

ACCOUNT NAME: **HAMPDEN ENVIRONMENTAL TRUST**




ADMINISTRATIVE OFFICER: **LORRAINE OUELLETTE
207-669-6368
LORRAINE.OUELLETTE
@THEFIRST.COM**


INVESTMENT OFFICER: **MATT WEAVER
866-563-1900
MATTHEW.WEAVER
@THEFIRST.COM**

Proprietary Money Market Disclosure

Please be advised that First National Wealth Management may use a First National Bank money market deposit account as a sweep investment vehicle. First National Wealth Management does not receive any compensation from First National Bank for the placement of funds in this account, nor does First National Bank receive any fees from First National Wealth Management for the use of the account. The rate on the account is set by First National Bank. First National Wealth Management reviews its use of the First National Bank money market deposit account on a regular basis to ensure that it is the most appropriate investment for First National Wealth Management client funds.

PORTFOLIO SUMMARY

	TAX COST	MARKET VALUE	PERCENT
 CASH AND EQUIVALENTS	99,233.71	99,233.71	3.6%
 EQUITIES	347,270.01	367,740.30	13.5%
 FIXED INCOME	2,386,497.88	2,253,728.50	82.9%
TOTAL ASSETS	2,833,001.60	2,720,702.51	100.0%
ACCRUED INCOME OTHER	14,010.23	14,010.23	
TOTAL ACCRUED INCOME	14,010.23	14,010.23	
TOTAL ASSETS & ACCRUALS	2,847,011.83	2,734,712.74	
BEGINNING MARKET VALUE	2,687,848.45		
ENDING MARKET VALUE	2,734,712.74		



ACTIVITY SUMMARY

	THIS PERIOD	YEAR TO DATE	REALIZED CAPITAL GAINS / LOSSES	
			THIS PERIOD	YEAR TO DATE
BEGINNING MARKET VALUE	2,673,898.01	2,673,898.01		
DIVIDENDS AND INTEREST	4,868.07	4,868.07		
DISBURSEMENTS	4,805.93-	4,805.93-		
FEEs	1,118.51-	1,118.51-		
NET CASH SALES/PURCHASES	1,056.37	1,056.37		
CHANGE IN MARKET VALUE	46,804.50	46,804.50		
ENDING MARKET VALUE	2,720,702.51	2,720,702.51		
			TOTAL GAINS / LOSSES	0.00
				0.00
			INVESTMENT PERFORMANCE	
			THIS PERIOD	YEAR TO DATE
			RATE OF RETURN	1.97%
				1.97%

ACCOUNT NUMBER: **40310000219**


STATEMENT PERIOD: JANUARY 01, 2023 THROUGH JANUARY 31, 2023

PORTFOLIO DETAIL

DESCRIPTION	MARKET VALUE/ PRICE	TAX COST/ UNREALIZED GAIN/LOSS	EST ANNUAL INCOME/ ACCRUED INC	CURRENT YIELD
CASH AND EQUIVALENTS				
FNWM MONEY MARKET	99,233.71 1.00	99,233.71 0.00	3,929.66 327.47	3.96
TOTAL CASH AND EQUIVALENTS	99,233.71	99,233.71 0.00	3,929.66 327.47	3.96

DESCRIPTION	TICKER	SHARES	MARKET VALUE/ PRICE	TAX COST/ UNREALIZED GAIN/LOSS	EST ANNUAL INCOME/ ACCRUED INC	CURRENT YIELD
EQUITIES						
BARON EMERGING MARKETS INSTITUTIONAL	BEXIX	2,837.450	39,866.17 14.05	35,000.00 4,866.17	192.95	0.48
DFA INTERNATIONAL SMALL COMPANY I	DFISX	1,067.575	20,134.46 18.86	17,720.57 2,413.89	429.17	2.13
DODGE & COX INTERNATIONAL STOCK I	DODFX	1,769.554	82,797.43 46.79	73,500.00 9,297.43	1,698.77	2.05
DODGE & COX STOCK I	DODGX	359.738	82,739.74 230.00	79,521.80 3,217.94	1,107.99	1.34
FIDELITY GROWTH COMPANY FUND	FDGRX	2,380.651	59,275.72 24.90	59,594.54 318.82-	221.39	0.37
NEUBERGER BERMAN GENESIS INSTL	NBGIX	504.990	29,829.76 59.07	30,733.54 903.78-	22.72	0.08
PARNASSUS MID CAP FUND CL I	PFPMX	1,461.520	53,097.02 36.33	51,199.56 1,897.46	118.38	0.22
TOTAL EQUITIES			367,740.30	347,270.01 20,470.29	3,791.37 0.00	1.03

BOND QUALITY SUMMARY



ACCOUNT NUMBER: 40310000219

STATEMENT PERIOD: JANUARY 01, 2023 THROUGH JANUARY 31, 2023

PORTFOLIO DETAIL (CONTINUED)

DESCRIPTION	RATING	PAR VALUE	MARKET VALUE/ PRICE	TAX COST/ UNREALIZED GAIN/LOSS	EST ANNUAL INCOME/ ACCRUED INC	CURRENT YIELD
FIXED INCOME						
FHLB CONS BD DTD 08/01/2016 1.875% 09/11/2026	AA+	200,000.000	185,912.00 92.96	206,207.43 20,295.43-	3,750.00 1,458.33	2.02
FHLB CONS BD DTD 07/01/2021 .875% 06/12/2026	AA+	150,000.000	135,630.00 90.42	151,165.82 15,535.82-	1,312.50 178.65	0.97
FHLB CONS BD DTD 05/06/2013 2.5% 05/30/2023-2013	AA+	125,000.000	124,140.00 99.31	124,271.25 131.25-	3,125.00 529.51	2.52
FFCB DTD 11/02/2012 2.13% 11/09/2023	AA+	125,000.000	122,467.50 97.97	124,070.45 1,602.95-	2,662.50 606.46	2.17
FFCB CONS BD DTD 02/14/2013 2.33% 02/21/2024	AA+	125,000.000	121,966.25 97.57	120,717.50 1,248.75	2,912.50 1,294.44	2.39
FFCB DTD 11/05/2015 2.5% 01/13/2025	AA+	125,000.000	120,918.75 96.74	125,902.86 4,984.11-	3,125.00 156.25	2.58
JPMORGAN CHASE BANK NA CD CLL DTD 09/28/2022 4.3% 09/30/2024		75,000.000	74,515.50 99.35	75,000.00 484.50-	3,225.00 1,104.70	4.33
MAINE HEALTH & HIGHER EDL FACS AUTH REV BDS DTD 06/28/2016 5% 07/01/2026		75,000.000	80,575.50 107.43	78,512.22 2,063.28	3,750.00 312.50	4.65
US TREASURY NOTES DTD 08/23/2018 2.75% 08/31/2023		150,000.000	148,284.00 98.86	149,847.66 1,563.66-	4,125.00 1,754.83	2.78
US TREASURY NOTES DTD 08/23/2018 2.75% 08/31/2025		100,000.000	96,879.00 96.88	99,432.31 2,553.31-	2,750.00 1,169.89	2.84
US TREASURY NOTES DTD 08/15/2015 2% 08/15/2025		200,000.000	190,250.00 95.13	197,046.88 6,796.88-	4,000.00 1,847.83	2.10
US TREASURY NTS DTD 07/23/2020 .25% 07/31/2025		200,000.000	182,266.00 91.13	197,687.50 15,421.50-	500.00 1.38	0.27
US TREASURY NTS DTD 02/03/2021 1.125% 02/15/2031		200,000.000	167,962.00 83.98	189,904.40 21,942.40-	2,250.00 1,039.40	1.34
US TREASURY NTS DTD 06/17/2021 .875% 06/30/2026		200,000.000	181,258.00 90.63	201,675.88 20,417.88-	1,750.00 154.70	0.97
US TREASURY NTS DTD 08/19/2021 .75% 08/31/2026		150,000.000	134,766.00 89.84	149,711.97 14,945.97-	1,125.00 478.59	0.83
US TREASURY NTS DTD 02/17/2022 1.875% 02/28/2027		200,000.000	185,938.00 92.97	195,343.75 9,405.75-	3,750.00 1,595.30	2.02
TOTAL FIXED INCOME			2,253,728.50	2,386,497.88 132,769.38-	44,112.50 13,682.76	1.96
TOTAL ASSETS			2,720,702.51	2,833,001.60 112,299.09-	51,833.53 14,010.23	1.91
TOTAL ACCRUED INC			14,010.23	14,010.23		
GRAND TOTAL ASSETS			2,734,712.74	2,847,011.83 112,299.09-	51,833.53 14,010.23	1.91

FIRST NATIONAL WEALTH MANAGEMENT
P O BOX 940
DAMARISCOTTA, ME 04543

HAMPDEN ENVIRONMENTAL TRUST
TOWN OF HAMPDEN
106 WESTERN AVE
HAMPDEN, ME 04444

ACCOUNT NAME: HAMPDEN ENVIRONMENTAL TRUST




ADMINISTRATIVE OFFICER: LORRAINE OUELLETTE
207-669-6368
LORRAINE.OUELLETTE
@THEFIRST.COM

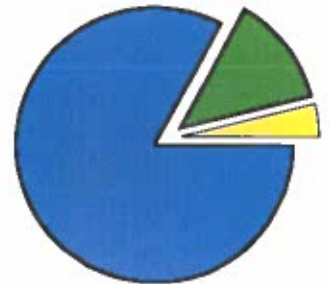
INVESTMENT OFFICER: MATT WEAVER
866-563-1900
MATTHEW.WEAVER
@THEFIRST.COM

Proprietary Money Market Disclosure

Please be advised that First National Wealth Management may use a First National Bank money market deposit account as a sweep investment vehicle. First National Wealth Management does not receive any compensation from First National Bank for the placement of funds in this account, nor does First National Bank receive any fees from First National Wealth Management for the use of the account. The rate on the account is set by First National Bank. First National Wealth Management reviews its use of the First National Bank money market deposit account on a regular basis to ensure that it is the most appropriate investment for First National Wealth Management client funds.

PORTFOLIO SUMMARY

	TAX COST	MARKET VALUE	PERCENT
 CASH AND EQUIVALENTS	107,313.37	107,313.37	4.0%
 EQUITIES	347,270.01	355,814.07	13.2%
 FIXED INCOME	2,386,497.88	2,224,284.25	82.8%
TOTAL ASSETS	2,841,081.26	2,687,411.69	100.0%
ACCRUED INCOME OTHER	7,133.19	7,133.19	
TOTAL ACCRUED INCOME	7,133.19	7,133.19	
TOTAL ASSETS & ACCRUALS	2,848,214.45	2,694,544.88	
BEGINNING MARKET VALUE	2,734,712.74		
ENDING MARKET VALUE	2,694,544.88		



ACTIVITY SUMMARY

	THIS PERIOD	YEAR TO DATE	REALIZED CAPITAL GAINS / LOSSES	
			THIS PERIOD	YEAR TO DATE
BEGINNING MARKET VALUE	2,720,702.51	2,673,898.01		
DIVIDENDS AND INTEREST	10,792.34	15,660.41		
DISBURSEMENTS	1,584.51-	6,390.44-		
FEEES	1,128.17-	2,246.68-	TOTAL GAINS / LOSSES	0.00
NET CASH SALES/PURCHASES	8,079.66-	7,023.29-		0.00
CHANGE IN MARKET VALUE	33,290.82-	13,513.68		
ENDING MARKET VALUE	2,687,411.69	2,687,411.69		
			INVESTMENT PERFORMANCE	
			THIS PERIOD	YEAR TO DATE
			RATE OF RETURN	1.12-%
				0.83%

ACCOUNT NUMBER: **40310000219**

STATEMENT PERIOD: FEBRUARY 01, 2023 THROUGH FEBRUARY 28, 2023

PORTFOLIO DETAIL

DESCRIPTION	MARKET VALUE/ PRICE	TAX COST/ UNREALIZED GAIN/LOSS	EST ANNUAL INCOME/ ACCRUED INC	CURRENT YIELD
CASH AND EQUIVALENTS				
FNWM MONEY MARKET	107,313.37 1.00	107,313.37 0.00	4,507.16 375.60	4.20
TOTAL CASH AND EQUIVALENTS	107,313.37	107,313.37 0.00	4,507.16 375.60	4.20

DESCRIPTION	TICKER	SHARES	MARKET VALUE/ PRICE	TAX COST/ UNREALIZED GAIN/LOSS	EST ANNUAL INCOME/ ACCRUED INC	CURRENT YIELD
EQUITIES						
BARON EMERGING MARKETS INSTITUTIONAL	BEXIX	2,837.450	36,858.48 12.99	35,000.00 1,858.48	192.95	0.52
DFA INTERNATIONAL SMALL COMPANY I	DFISX	1,067.575	19,579.33 18.34	17,720.57 1,858.76	429.17	2.19
DODGE & COX INTERNATIONAL STOCK I	DODFX	1,769.554	80,266.97 45.36	73,500.00 6,766.97	1,698.77	2.12
DODGE & COX STOCK I	DODGX	359.738	80,041.71 222.50	79,521.80 519.91	1,107.99	1.38
FIDELITY GROWTH COMPANY FUND	FDGRX	2,380.551	58,537.75 24.59	59,594.54 1,056.79-	221.39	0.38
NEUBERGER BERMAN GENESIS INSTL	NBGIX	504.990	29,552.01 58.52	30,733.54 1,181.53-	22.72	0.08
PARNASSUS MID CAP FUND CL I	PFPMX	1,461.520	50,977.82 34.88	51,199.56 221.74-	118.38	0.23
TOTAL EQUITIES			365,814.07	347,270.01 8,544.06	3,791.37 0.00	1.07

BOND QUALITY SUMMARY

	S & P QUALITY RATING	MARKET VALUE	PERCENT
	TREASURY / AGENCY	2,071,464.25	93.1%
	NOT RATED	152,820.00	6.9%
	Total	2,224,284.25	100.0%

PORTFOLIO DETAIL (CONTINUED)

DESCRIPTION	RATING	PAR VALUE	MARKET VALUE/ PRICE	TAX COST/ UNREALIZED GAIN/LOSS	EST ANNUAL INCOME/ ACCRUED INC	CURRENT YIELD
FIXED INCOME						
FHLB CONS BD DTD 08/01/2016 1.875% 09/11/2026	AA+	200,000.000	182,702.00 91.35	206,207.43 23,505.43-	3,750.00 1,770.83	2.05
FHLB CONS BD DTD 07/01/2021 .875% 06/12/2026	AA+	150,000.000	133,476.00 88.98	151,165.82 17,689.82-	1,312.50 288.02	0.98
FHLB CONS BD DTD 05/06/2013 2.5% 05/30/2023-2013	AA+	125,000.000	124,247.50 99.40	124,271.25 23.75-	3,125.00 789.93	2.52
FFCB DTD 11/02/2012 2.13% 11/09/2023	AA+	125,000.000	122,363.75 97.89	124,070.45 1,706.70-	2,662.50 828.33	2.18
FFCB CONS BD DTD 02/14/2013 2.33% 02/21/2024	AA+	125,000.000	121,567.50 97.25	120,717.50 850.00	2,912.50 80.90	2.40
FFCB DTD 11/05/2015 2.5% 01/13/2025	AA+	125,000.000	119,685.00 95.75	125,902.86 6,217.86-	3,125.00 416.67	2.61
JPMORGAN CHASE BANK NA CD CLL DTD 09/28/2022 4.3% 09/30/2024		75,000.000	74,135.25 98.85	75,000.00 864.75-	3,225.00 1,354.14	4.35
MAINE HEALTH & HIGHER EDL FACS AUTH REV BDS DTD 06/28/2016 5% 07/01/2026		75,000.000	78,684.75 104.91	78,512.22 172.53	3,750.00 625.00	4.77
US TREASURY NOTES DTD 08/23/2018 2.75% 08/31/2023		150,000.000	148,312.50 98.88	149,847.66 1,535.16-	4,125.00 11.21	2.78
US TREASURY NOTES DTD 08/23/2018 2.75% 08/31/2025		100,000.000	95,625.00 95.63	99,432.31 3,807.31-	2,750.00 7.47	2.88
US TREASURY NOTES DTD 08/15/2015 2% 08/15/2025		200,000.000	187,930.00 93.97	197,046.88 9,116.88-	4,000.00 154.70	2.13
US TREASURY NTS DTD 07/23/2020 .25% 07/31/2025		200,000.000	180,188.00 90.09	197,687.50 17,499.50-	500.00 40.06	0.28
US TREASURY NTS DTD 02/03/2021 1.125% 02/15/2031		200,000.000	162,640.00 81.32	189,904.40 27,264.40-	2,250.00 87.02	1.38
US TREASURY NTS DTD 06/17/2021 .875% 06/30/2026		200,000.000	178,226.00 89.11	201,675.88 23,449.88-	1,750.00 290.06	0.98
US TREASURY NTS DTD 08/19/2021 .75% 08/31/2026		150,000.000	132,369.00 88.25	149,711.97 17,342.97-	1,125.00 3.06	0.85
US TREASURY NTS DTD 02/17/2022 1.875% 02/28/2027		200,000.000	182,132.00 91.07	195,343.75 13,211.75-	3,750.00 10.19	2.06
TOTAL FIXED INCOME			2,224,284.25	2,386,497.88 162,213.63-	44,112.50 6,757.59	1.90
TOTAL ASSETS			2,687,411.69	2,841,081.26 153,669.57-	52,411.03 7,133.19	1.95
TOTAL ACCRUED INC			7,133.19	7,133.19		
GRAND TOTAL ASSETS			2,694,544.88	2,848,214.46 153,669.57-	52,411.03 7,133.19	1.96

TRANSACTION DETAIL

DATE	QUANTITY	DESCRIPTION	TRANSACTION TYPE	CASH	COST BASIS
02/01/23		BEGINNING BALANCE		0.00	2,833,001.60
DIVIDENDS					
02/01/23		MM0000099 DIVIDEND ON FNWM MONEY MARKET PAYABLE 01/31/2023 EFFECTIVE 01/31/2023	DIVIDEND	336.09	
TOTAL DIVIDENDS				336.09	0.00
INTEREST					
02/15/23		912828K74 INTEREST ON 200,000 UNITS US TREASURY NOTES DTD 08/15/2015 2% 08/15/2025 PAYABLE 02/15/2023	INTEREST RCVD	2,000.00	
02/15/23		91282CBL4 INTEREST ON 200,000 UNITS US TREASURY NTS DTD 02/03/2021 1.125% 02/15/2031 PAYABLE 02/15/2023	INTEREST RCVD	1,125.00	
02/21/23		3133ECG73 INTEREST ON 125,000 UNITS FFCB CONS BD DTD 02/14/2013 2.33% 02/21/2024 PAYABLE 02/21/2023	INTEREST RCVD	1,456.25	
02/28/23		9128284X5 INTEREST ON 150,000 UNITS US TREASURY NOTES DTD 08/23/2018 2.75% 08/31/2023 PAYABLE 02/28/2023	INTEREST RCVD	2,062.50	
02/28/23		9128284Z0 INTEREST ON 100,000 UNITS US TREASURY NOTES DTD 08/23/2018 2.75% 08/31/2025 PAYABLE 02/28/2023	INTEREST RCVD	1,375.00	
02/28/23		91282CCW9 INTEREST ON 150,000 UNITS US TREASURY NTS DTD 08/19/2021 .75% 08/31/2026 PAYABLE 02/28/2023	INTEREST RCVD	562.50	
02/28/23		91282CEC1 INTEREST ON 200,000 UNITS US TREASURY NTS DTD 02/17/2022 1.875% 02/28/2027 PAYABLE 02/28/2023	INTEREST RCVD	1,875.00	
TOTAL INTEREST				10,456.25	0.00
PURCHASES					
02/28/23	8,079.660	MM0000099 NET DEPOSIT FNWM MONEY MARKET	NET CASH MGMT	8,079.66-	8,079.66
TOTAL PURCHASES				8,079.66-	8,079.66
FEES					
02/07/23		FEE TO FIRST NATIONAL WEALTH MANAGEMENT FOR THE PERIOD ENDING 01/31/2023 BASED ON AVERAGE MARKET VALUE 1,410.22 DISCOUNT 846.13	DISBURSEMENT	564.09-	

ACCOUNT NUMBER: 40310000219

STATEMENT PERIOD: FEBRUARY 01, 2023 THROUGH FEBRUARY 28, 2023

TRANSACTION DETAIL (CONTINUED)

DATE	QUANTITY	DESCRIPTION	TRANSACTION TYPE	CASH	COST BASIS
02/07/23		FEE TO FIRST NATIONAL WEALTH MANAGEMENT FOR THE PERIOD ENDING 01/31/2023 BASED ON AVERAGE MARKET VALUE 1,410.22 DISCOUNT 846.14	DISBURSEMENT	564.08-	
TOTAL FEES				1,128.17-	0.00
OTHER DISBURSEMENTS					
02/10/23		TRANSFER TO ACCOUNT # 40310000229 TRANSFER NET INCOME TO HAMPDEN ENV TRUST - INCOME	DISBURSEMENT	1,584.51-	
TOTAL OTHER DISBURSEMENTS				1,584.51-	0.00
02/28/23		ENDING BALANCE		0.00	2,841,081.26



ACCOUNT NUMBER: 40310000219

STATEMENT PERIOD: JUNE 01, 2023 THROUGH JUNE 30, 2023

FIRST NATIONAL WEALTH MANAGEMENT
P O BOX 940
DAMARISCOTTA, ME 04543

HAMPDEN ENVIRONMENTAL TRUST
TOWN OF HAMPDEN
106 WESTERN AVE
HAMPDEN, ME 04444

ACCOUNT NAME: HAMPDEN ENVIRONMENTAL TRUST

ADMINISTRATIVE OFFICER: LORRAINE OUELLETTE
207-669-6368
LORRAINE.OUELLETTE
@THEFIRST.COM




INVESTMENT OFFICER: MATT WEAVER
866-563-1900
MATTHEW.WEAVER
@THEFIRST.COM

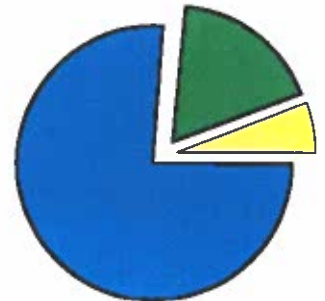
Proprietary Money Market Disclosure

Please be advised that First National Wealth Management may use a First National Bank money market deposit account as a sweep investment vehicle. First National Wealth Management does not receive any compensation from First National Bank for the placement of funds in this account, nor does First National Bank receive any fees from First National Wealth Management for the use of the account. The rate on the account is set by First National Bank. First National Wealth Management reviews its use of the First National Bank money market deposit account on a regular basis to ensure that it is the most appropriate investment for First National Wealth Management client funds.

The privacy of our customers is a top priority for us. If you would like to review our annual Privacy Policy on-line, please feel free to visit our website at www.thefirst.com. If you would prefer to receive a hard copy of our privacy policy via regular U.S. mail instead, please call 1-866-563-1900, extension 3411 or send an e-mail request to hilary.stevens@thefirst.com

PORTFOLIO SUMMARY

	TAX COST	MARKET VALUE	PERCENT
 CASH AND EQUIVALENTS	184,988.76	184,988.76	5.9%
 EQUITIES	524,616.22	559,704.88	17.9%
 FIXED INCOME	2,556,155.32	2,387,279.50	76.2%
TOTAL ASSETS	3,265,760.30	3,131,973.14	100.0%
ACCRUED INCOME OTHER	14,575.17	14,575.17	
TOTAL ACCRUED INCOME	14,575.17	14,575.17	
TOTAL ASSETS & ACCRUALS	3,280,335.47	3,146,548.31	
BEGINNING MARKET VALUE	3,164,598.40		
ENDING MARKET VALUE	3,146,548.31		



ACTIVITY SUMMARY

	THIS PERIOD	YEAR TO DATE	REALIZED CAPITAL GAINS / LOSSES	
			THIS PERIOD	YEAR TO DATE
BEGINNING MARKET VALUE	3,151,511.59	2,673,898.01		
DIVIDENDS AND INTEREST	3,387.19	27,995.12		
OTHER RECEIPTS	0.00	38,936.70		
DISBURSEMENTS	28,684.11-	45,286.89-	LONG TERM	941.70-
FEEs	1,317.10-	7,301.03-	SHORT TERM	427.76-
NET CASH SALES/PURCHASES	26,945.71	14,012.21-	TOTAL GAINS / LOSSES	1,369.46-
CHANGE IN MARKET VALUE	19,870.14-	457,743.44		69.45-
ENDING MARKET VALUE	3,131,973.14	3,131,973.14	INVESTMENT PERFORMANCE	
			THIS PERIOD	YEAR TO DATE
			RATE OF RETURN	0.33%
				17.64%

ACCOUNT NUMBER: 40310000219


STATEMENT PERIOD: JUNE 01, 2023 THROUGH JUNE 30, 2023

PORTFOLIO DETAIL



DESCRIPTION			MARKET VALUE/ PRICE	TAX COST/ UNREALIZED GAIN/LOSS	EST ANNUAL INCOME/ ACCRUED INC	CURRENT YIELD
CASH AND EQUIVALENTS						
FNWM MONEY MARKET			184,657.07	184,657.07	9,011.27	4.88
			1.00	0.00	750.94	
CASH			331.69	331.69	0.00	
				0.00		
TOTAL CASH AND EQUIVALENTS			184,988.76	184,988.76	9,011.27	4.87
				0.00	750.94	
DESCRIPTION	TICKER	SHARES	MARKET VALUE/ PRICE	TAX COST/ UNREALIZED GAIN/LOSS	EST ANNUAL INCOME/ ACCRUED INC	CURRENT YIELD
EQUITIES						
BARON EMERGING MARKETS INSTITUTIONAL	BEXIX	4,142.766	57,584.45	53,176.91	281.71	0.49
			13.90	4,407.54		
DFA INTERNATIONAL SMALL COMPANY I	DFISX	1,538.716	28,281.60	26,499.08	820.14	2.90
			18.38	1,782.52		
DODGE & COX INTERNATIONAL STOCK I	DODFX	2,556.008	121,998.26	110,583.00	2,453.77	2.01
			47.73	11,415.26		
DODGE & COX STOCK I	DODGX	565.235	128,551.40	125,329.37	1,842.67	1.43
			227.43	3,222.03		
FIDELITY GROWTH COMPANY FUND	FDGRX	3,110.352	94,088.15	81,271.62	289.26	0.31
			30.25	12,816.53		
FIDELITY LOW-PRICED STOCK #316	FLPSX	843.751	40,567.55	39,895.26	465.75	1.15
			48.08	672.29		
NEUBERGER BERMAN GENESIS INSTL	NBGIX	391.983	23,938.40	23,838.61	17.64	0.07
			61.07	99.79		
PARNASSUS MID CAP FUND CL I	PFPMX	1,170.559	41,660.19	41,225.08	94.82	0.23
			35.59	435.11		
VANGUARD SMALL CAP VALUE ADMIRAL	VSIAX	324.161	23,034.88	22,797.29	511.20	2.22
			71.06	237.59		
TOTAL EQUITIES			559,704.88	524,616.22	6,776.96	1.21
				35,088.66	0.00	

PORTFOLIO DETAIL (CONTINUED)

BOND QUALITY SUMMARY



S & P QUALITY RATING MARKET VALUE PERCENT

	TREASURY / AGENCY	2,235,017.50	93.6%
	NOT RATED	152,262.00	6.4%
Total		2,387,279.50	100.0%

DESCRIPTION

RATING PAR VALUE

**MARKET VALUE/
PRICE**

**TAX COST/
UNREALIZED
GAIN/LOSS**

**EST ANNUAL
INCOME/
ACCRUED INC**

**CURRENT
YIELD**

FIXED INCOME

FHLB CONS BD DTD 08/01/2016 1.875% 09/11/2026	AA+	200,000.000	184,540.00 92.27	205,556.30 21,016.30-	3,750.00 1,145.83	2.03
FHLB CONS BD DTD 07/01/2021 .875% 06/12/2026	AA+	150,000.000	134,929.50 89.95	150,999.80 16,070.30-	1,312.50 69.27	0.97
FFCB CONS BD DTD 02/14/2013 2.33% 02/21/2024	AA+	125,000.000	122,272.50 97.82	120,717.50 1,555.00	2,912.50 1,051.74	2.38
FFCB DTD 11/05/2015 2.5% 01/13/2025	AA+	125,000.000	120,165.00 96.13	125,902.86 5,737.86-	3,125.00 1,458.33	2.60
JPMORGAN CHASE BANK NA CD CLL DTD 09/28/2022 4.3% 09/30/2024		75,000.000	73,946.25 98.60	75,000.00 1,053.75-	3,225.00 815.01	4.36
MAINE HEALTH & HIGHER EDL FACS AUTH REV BDS DTD 06/28/2016 5% 07/01/2026		75,000.000	78,315.75 104.42	78,512.22 196.47-	3,750.00 1,875.00	4.79
US TREASURY NOTES DTD 08/23/2018 2.75% 08/31/2023		150,000.000	149,385.00 99.59	149,847.66 462.66-	4,125.00 1,378.74	2.76
US TREASURY NOTES DTD 08/23/2018 2.75% 08/31/2025		100,000.000	95,777.00 95.78	99,432.31 3,655.31-	2,750.00 919.16	2.87
US TREASURY NOTES DTD 08/15/2015 2% 08/15/2025		200,000.000	188,648.00 94.32	197,046.88 8,398.88-	4,000.00 1,502.76	2.12
US TREASURY NTS DTD 07/23/2020 .25% 07/31/2025		200,000.000	181,962.00 90.98	197,687.50 15,725.50-	500.00 208.56	0.27
US TREASURY NTS DTD 10/22/2020 .25% 10/31/2025		100,000.000	90,242.00 90.24	96,973.16 6,731.16-	250.00 42.12	0.28
US TREASURY NTS DTD 02/03/2021 1.125% 02/15/2031		200,000.000	164,376.00 82.19	189,904.40 25,528.40-	2,250.00 845.30	1.37

PORTFOLIO DETAIL (CONTINUED)

DESCRIPTION	RATING	PAR VALUE	MARKET VALUE/ PRICE	TAX COST/ UNREALIZED GAIN/LOSS	EST ANNUAL INCOME/ ACCRUED INC	CURRENT YIELD
FIXED INCOME						
US TREASURY NTS DTD 06/17/2021 .875% 06/30/2026		200,000.000	180,156.00 90.08	201,438.34 21,282.34-	1,750.00 4.76	0.97
US TREASURY NTS DTD 08/19/2021 .75% 08/31/2026		225,000.000	200,619.00 89.16	224,567.95 23,948.95-	1,687.50 564.03	0.84
US TREASURY NTS DTD 11/18/2021 .5% 11/30/2023		150,000.000	147,046.50 98.03	149,552.81 2,506.31-	750.00 63.52	0.51
US TREASURY NTS DTD 02/17/2022 1.875% 02/28/2027		300,000.000	274,899.00 91.63	293,015.63 18,116.63-	5,625.00 1,880.10	2.05
TOTAL FIXED INCOME			2,387,279.50	2,566,155.32 168,875.82-	41,762.50 13,824.23	1.75
TOTAL ASSETS			3,131,973.14	3,265,760.30 133,787.16-	57,550.73 14,575.17	1.84
TOTAL ACCRUED INC			14,575.17	14,575.17		
GRAND TOTAL ASSETS			3,146,548.31	3,280,335.47 133,787.16-	57,550.73 14,575.17	1.84

TRANSACTION DETAIL

DATE	QUANTITY	DESCRIPTION	TRANSACTION TYPE	CASH	COST BASIS
06/01/23		BEGINNING BALANCE		0.00	3,294,147.34
DIVIDENDS					
06/01/23		MM0000099 DIVIDEND ON FNWM MONEY MARKET PAYABLE 05/31/2023 EFFECTIVE 05/31/2023 921937686	DIVIDEND	570.06	
06/23/23		DIVIDEND ON 324.161 SHS VANGUARD SMALL CAP VALUE ADMIRAL AT .3813 PER SHARE PAYABLE 06/23/2023 EX DATE 06/22/2023 256219106	DIVIDEND	123.60	
06/28/23		DIVIDEND ON 565.235 SHS DODGE & COX STOCK I AT 1.09 PER SHARE PAYABLE 06/28/2023 EX DATE 06/27/2023 233203629	DIVIDEND	616.11	
06/30/23		DIVIDEND ON 1,538.716 SHS DFA INTERNATIONAL SMALL COMPANY I AT 21556 PER SHARE PAYABLE 06/30/2023 EX DATE 06/29/2023	DIVIDEND	331.69	
TOTAL DIVIDENDS				1,641.46	0.00
INTEREST					
06/08/23		3133EC2C7 ACCRUED INTEREST RECEIVED 125,000 UNITS FFCB DTD 11/02/2012 2.13% 11/09/2023 3130AN4T4	ACCRUED INT	214.48	
06/12/23		INTEREST ON 150,000 UNITS FHLB CONS BD DTD 07/01/2021 .875% 06/12/2026 PAYABLE 06/12/2023 91282CCJ8	INTEREST RCVD	656.25	
06/30/23		INTEREST ON 200,000 UNITS US TREASURY NTS DTD 06/17/2021 .875% 06/30/2026 PAYABLE 06/30/2023	INTEREST RCVD	875.00	
TOTAL INTEREST				1,745.73	0.00
PURCHASES					
06/08/23	598.602	06828M876 PURCHASED 598.602 SHS BARON EMERGING MARKETS INSTITUTIONAL ON 06/07/2023 AT 13.66 233203629	BUY	8,176.91-	8,176.91
06/08/23	205.466	PURCHASED 205.466 SHS DFA INTERNATIONAL SMALL COMPANY I ON 06/07/2023 AT 18.39 256206103	BUY	3,778.51-	3,778.51
06/08/23	345.648	PURCHASED 345.648 SHS DODGE & COX INTERNATIONAL STOCK I ON 06/07/2023 AT 46.53 256219106	BUY	16,083.00-	16,083.00
06/08/23	104.640	PURCHASED 104.64 SHS DODGE & COX STOCK I ON 06/07/2023 AT 222.06 316200104	BUY	23,236.31-	23,236.31
06/08/23	197.532	PURCHASED 197.532 SHS FIDELITY GROWTH COMPANY FUND ON 06/07/2023 AT 28.74	BUY	5,677.08-	5,677.08

TRANSACTION DETAIL (CONTINUED)

DATE	QUANTITY	DESCRIPTION	TRANSACTION TYPE	CASH	COST BASIS
06/08/23	696.196	316345305 PURCHASED 696.196 SHS FIDELITY LOW-PRICED STOCK #316 ON 06/07/2023 AT 47.25	BUY	32,895.26-	32,895.26
06/08/23	267.083	921937686 PURCHASED 267.083 SHS VANGUARD SMALL CAP VALUE ADMIRAL ON 06/07/2023 AT 70.38	BUY	18,797.29-	18,797.29
06/15/23	706.714	06828M876 PURCHASED 706.714 SHS BARON EMERGING MARKETS INSTITUTIONAL ON 06/14/2023 AT 14.15	BUY	10,000.00-	10,000.00
06/15/23	265.675	233203629 PURCHASED 265.675 SHS DFA INTERNATIONAL SMALL COMPANY I ON 06/14/2023 AT 18.82	BUY	5,000.00-	5,000.00
06/15/23	440.806	256206103 PURCHASED 440.806 SHS DODGE & COX INTERNATIONAL STOCK I ON 06/14/2023 AT 47.64	BUY	21,000.00-	21,000.00
06/15/23	98.144	256219106 PURCHASED 98.144 SHS DODGE & COX STOCK I ON 06/14/2023 AT 224.16	BUY	22,000.00-	22,000.00
06/15/23	532.269	316200104 PURCHASED 532.269 SHS FIDELITY GROWTH COMPANY FUND ON 06/14/2023 AT 30.06	BUY	16,000.00-	16,000.00
06/15/23	147.555	316345305 PURCHASED 147.555 SHS FIDELITY LOW-PRICED STOCK #316 ON 06/14/2023 AT 47.44	BUY	7,000.00-	7,000.00
06/15/23	67.522	641233200 PURCHASED 67.522 SHS NEUBERGER BERMAN GENESIS INSTL ON 06/14/2023 AT 59.24	BUY	4,000.00-	4,000.00
06/15/23	202.196	701765505 PURCHASED 202.196 SHS PARNASSUS MID CAP FUND CL I ON 06/14/2023 AT 34.62	BUY	7,000.00-	7,000.00
06/15/23	57.078	921937686 PURCHASED 57.078 SHS VANGUARD SMALL CAP VALUE ADMIRAL ON 06/14/2023 AT 70.08	BUY	4,000.00-	4,000.00
TOTAL PURCHASES				204,644.36-	204,644.36
DISTRIBUTIONS					
06/27/23		DISTRIBUTION TO TOWN OF HAMPDEN DISTRIBUTION PER REQUEST OF INDIVIDUAL TRUSTEES DTD 6/20/23	DISBURSEMENT	28,684.11-	
TOTAL DISTRIBUTIONS				28,684.11-	0.00
FEES					
06/07/23		FEE TO FIRST NATIONAL WEALTH MANAGEMENT FOR THE PERIOD ENDING 05/31/2023 BASED ON AVERAGE MARKET VALUE ___1,646.37 DISCOUNT _____987.82	DISBURSEMENT	658.55-	

TRANSACTION DETAIL (CONTINUED)

DATE	QUANTITY	DESCRIPTION	TRANSACTION TYPE	CASH	COST BASIS
06/07/23		FEE TO FIRST NATIONAL WEALTH MANAGEMENT FOR THE PERIOD ENDING 05/31/2023 BASED ON AVERAGE MARKET VALUE 1,646.37 DISCOUNT 987.82	DISBURSEMENT	658.55-	
TOTAL FEES				1,317.10-	0.00
OTHER DISBURSEMENTS					
06/12/23		3130AN4T4 AMORTIZATION ON 150,000 UNITS FHLB CONS BD DTD 07/01/2021 .875% 06/12/2026 TO ADJUST TAX LOT, AMORTIZATION = 166.02-	AMORTIZATION		166.02-
06/30/23		91282CCJ8 AMORTIZATION ON 200,000 UNITS US TREASURY NTS DTD 06/17/2021 .875% 06/30/2026 TO ADJUST TAX LOT, AMORTIZATION = 237.54-	AMORTIZATION		237.54-
TOTAL OTHER DISBURSEMENTS				0.00	403.56-
SALES AND MATURITIES					
06/08/23	125,000.000-	3133EC2C7 SOLD 125,000 UNITS FFCB DTD 11/02/2012 2.13% 11/09/2023 ON 06/07/2023 AT 98.503 THRU CAPITAL INSTITUTIONAL SEVRS	SELL	123,128.75	124,070.45-
06/08/23	180.529-	641233200 SOLD 180.529 SHS NEUBERGER BERMAN GENESIS INSTL ON 06/07/2023 AT 59.21	SELL	10,689.08	10,894.93-
06/08/23	493.157-	701765505 SOLD 493.157 SHS PARNASSUS MID CAP FUND CL I ON 06/07/2023 AT 33.97	SELL	16,752.57	16,974.48-
06/30/23	81,019.670-	MM0000099 NET WITHDRAWAL FNWM MONEY MARKET	NET CASH MGMT	81,019.67	81,019.67-
TOTAL SALES AND MATURITIES				231,590.07	232,959.53-
06/30/23		ENDING BALANCE		331.69	3,265,428.61



ACCOUNT NUMBER: 40310000219
STATEMENT PERIOD: JULY 01, 2023 THROUGH JULY 31, 2023

FIRST NATIONAL WEALTH MANAGEMENT
P O BOX 940
DAMARISCOTTA, ME 04543

HAMPDEN ENVIRONMENTAL TRUST
TOWN OF HAMPDEN
106 WESTERN AVE
HAMPDEN, ME 04444

ACCOUNT NAME: HAMPDEN ENVIRONMENTAL TRUST

ADMINISTRATIVE OFFICER: LORRAINE OUELLETTE
207-669-6368
LORRAINE.OUELLETTE@THEFIRST.COM




INVESTMENT OFFICER: MATT WEAVER
866-563-1900
MATTHEW.WEAVER@THEFIRST.COM

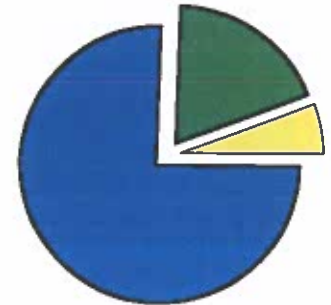
Proprietary Money Market Disclosure

Please be advised that First National Wealth Management may use a First National Bank money market deposit account as a sweep investment vehicle. First National Wealth Management does not receive any compensation from First National Bank for the placement of funds in this account, nor does First National Bank receive any fees from First National Wealth Management for the use of the account. The rate on the account is set by First National Bank. First National Wealth Management reviews its use of the First National Bank money market deposit account on a regular basis to ensure that it is the most appropriate investment for First National Wealth Management client funds.

The privacy of our customers is a top priority for us. If you would like to review our annual Privacy Policy on-line, please feel free to visit our website at www.thefirst.com. If you would prefer to receive a hard copy of our privacy policy via regular U.S. mail instead, please call 1-866-563-1900, extension 3411 or send an e-mail request to hilary.stevens@thefirst.com

PORTFOLIO SUMMARY

	TAX COST	MARKET VALUE	PERCENT
 CASH AND EQUIVALENTS	188,338.56	188,338.56	6.0%
 EQUITIES	524,616.22	584,335.06	18.5%
 FIXED INCOME	2,555,433.95	2,389,906.25	75.5%
TOTAL ASSETS	3,268,388.73	3,162,579.87	100.0%
ACCRUED INCOME OTHER	14,429.52	14,429.52	
TOTAL ACCRUED INCOME	14,429.52	14,429.52	
TOTAL ASSETS & ACCRUALS	3,282,818.25	3,177,009.39	
BEGINNING MARKET VALUE	3,146,548.31		
ENDING MARKET VALUE	3,177,009.39		



ACTIVITY SUMMARY

	THIS PERIOD	YEAR TO DATE	REALIZED CAPITAL GAINS / LOSSES	
			THIS PERIOD	YEAR TO DATE
BEGINNING MARKET VALUE	3,131,973.14	2,873,898.01		
DIVIDENDS AND INTEREST	4,664.54	32,659.66		
OTHER RECEIPTS	0.00	38,936.70		
DISBURSEMENTS	0.00	45,286.89		
FEES	1,314.74	8,615.77		
NET CASH SALES/PURCHASES	3,681.49	17,693.70		
CHANGE IN MARKET VALUE	30,938.42	488,681.86		
ENDING MARKET VALUE	3,162,579.87	3,162,579.87		
			INVESTMENT PERFORMANCE	
			THIS PERIOD	YEAR TO DATE
			RATE OF RETURN	
			1.02%	18.84%

ACCOUNT NUMBER: 40310000219

STATEMENT PERIOD: JULY 01, 2023 THROUGH JULY 31, 2023

PORTFOLIO DETAIL

DESCRIPTION	MARKET VALUE/ PRICE	TAX COST/ UNREALIZED GAIN/LOSS	EST ANNUAL INCOME/ ACCRUED INC	CURRENT YIELD
CASH AND EQUIVALENTS				
FNWM MONEY MARKET	188,338.56 1.00	188,338.56 0.00	9,341.60 778.47	4.96
TOTAL CASH AND EQUIVALENTS	188,338.56	188,338.56 0.00	9,341.60 778.47	4.96

DESCRIPTION	TICKER	SHARES	MARKET VALUE/ PRICE	TAX COST/ UNREALIZED GAIN/LOSS	EST ANNUAL INCOME/ ACCRUED INC	CURRENT YIELD
EQUITIES						
BARON EMERGING MARKETS INSTITUTIONAL	BEXIX	4,142.766	60,484.38 14.60	53,176.91 7,307.47	281.71	0.47
DFA INTERNATIONAL SMALL COMPANY I	DFISX	1,538.716	29,435.64 19.13	26,499.08 2,936.56	820.14	2.79
DODGE & COX INTERNATIONAL STOCK I	DODFX	2,556.008	127,979.32 50.07	110,583.00 17,396.32	2,453.77	1.92
DODGE & COX STOCK I	DODGX	565.235	134,893.33 238.65	125,329.37 9,563.96	1,842.67	1.37
FIDELITY GROWTH COMPANY FUND	FDGRX	3,110.352	97,976.09 31.50	81,271.62 16,704.47	289.26	0.30
FIDELITY LOW-PRICED STOCK #316	FLPSX	843.751	42,111.61 49.91	39,895.26 2,216.35	465.75	1.11
NEUBERGER BERMAN GENESIS INSTL	NBGIX	391.983	24,530.30 62.58	23,838.61 691.69	17.64	0.07
PARNASSUS MID CAP FUND CL I	PFPMX	1,170.559	42,631.76 36.42	41,225.08 1,406.68	94.82	0.22
VANGUARD SMALL CAP VALUE ADMIRAL	VSIAX	324.161	24,292.63 74.94	22,797.29 1,495.34	511.20	2.10
TOTAL EQUITIES			584,335.08	524,616.22 59,718.84	6,776.96 0.00	1.16

BOND QUALITY SUMMARY



PORTFOLIO DETAIL (CONTINUED)

DESCRIPTION	RATING	PAR VALUE	MARKET VALUE/ PRICE	TAX COST/ UNREALIZED GAIN/LOSS	EST ANNUAL INCOME/ ACCRUED INC	CURRENT YIELD
FIXED INCOME						
FHLB CONS BD DTD 08/01/2016 1.875% 09/11/2026	AA+	200,000.000	184,228.00 92.11	205,556.30 21,328.30-	3,750.00 1,458.33	2.04
FHLB CONS BD DTD 07/01/2021 .875% 06/12/2026	AA+	150,000.000	135,067.50 90.05	150,999.80 15,932.30-	1,312.50 178.65	0.97
FFCB CONS BD DTD 02/14/2013 2.33% 02/21/2024	AA+	125,000.000	122,921.25 98.34	120,717.50 2,203.75	2,912.50 1,294.44	2.37
FFCB DTD 11/05/2015 2.5% 01/13/2025	AA+	125,000.000	120,491.25 96.39	125,679.31 5,188.06-	3,125.00 156.25	2.59
JPMORGAN CHASE BANK NA CD CLL DTD 09/28/2022 4.3% 09/30/2024		75,000.000	74,003.25 98.67	75,000.00 996.75-	3,225.00 1,086.68	4.36
MAINE HEALTH & HIGHER EDL FACS AUTH REV BDS DTD 06/28/2016 5% 07/01/2026		75,000.000	78,148.50 104.20	78,014.40 134.10	3,750.00 312.50	4.80
US TREASURY NOTES DTD 08/23/2018 2.75% 08/31/2023		150,000.000	149,676.00 99.78	149,847.66 171.66-	4,125.00 1,726.22	2.76
US TREASURY NOTES DTD 08/23/2018 2.75% 08/31/2025		100,000.000	95,828.00 95.83	99,432.31 3,604.31-	2,750.00 1,150.82	2.87
US TREASURY NOTES DTD 08/15/2015 2% 08/15/2025		200,000.000	188,914.00 94.46	197,046.88 8,132.88-	4,000.00 1,845.30	2.12
US TREASURY NTS DTD 07/23/2020 .25% 07/31/2025		200,000.000	182,492.00 91.25	197,687.50 15,195.50-	500.00 1.36	0.27
US TREASURY NTS DTD 10/22/2020 .25% 10/31/2025		100,000.000	90,453.00 90.45	96,973.16 6,520.16-	250.00 63.18	0.28
US TREASURY NTS DTD 02/03/2021 1.125% 02/15/2031		200,000.000	163,468.00 81.73	189,904.40 26,436.40-	2,250.00 1,037.98	1.38
US TREASURY NTS DTD 06/17/2021 .875% 06/30/2026		200,000.000	180,430.00 90.22	201,438.34 21,008.34-	1,750.00 152.17	0.97
US TREASURY NTS DTD 08/19/2021 .75% 08/31/2026		225,000.000	201,006.00 89.34	224,567.95 23,561.95-	1,687.50 706.18	0.84
US TREASURY NTS DTD 11/18/2021 .5% 11/30/2023		150,000.000	147,586.50 98.39	149,552.81 1,966.31-	750.00 127.05	0.51
US TREASURY NTS DTD 02/17/2022 1.875% 02/28/2027		300,000.000	275,193.00 91.73	293,015.63 17,822.63-	5,625.00 2,353.94	2.04
TOTAL FIXED INCOME			2,389,906.25	2,555,433.95 165,527.70-	41,762.50 13,851.05	1.75
TOTAL ASSETS			3,162,579.87	3,268,388.73 105,808.86-	57,881.08 14,429.52	1.83
TOTAL ACCRUED INC			14,429.52	14,429.52		
GRAND TOTAL ASSETS			3,177,009.39	3,282,818.25 105,808.86-	57,881.08 14,429.52	1.83

ACCOUNT NUMBER: 40310000219

STATEMENT PERIOD: JULY 01, 2023 THROUGH JULY 31, 2023

TRANSACTION DETAIL

DATE	QUANTITY	DESCRIPTION	TRANSACTION TYPE	CASH	COST BASIS
07/01/23		BEGINNING BALANCE		331.69	3,265,428.61
DIVIDENDS					
07/03/23		MM0000099 DIVIDEND ON FNWM MONEY MARKET PAYABLE 06/30/2023 EFFECTIVE 06/30/2023	DIVIDEND	977.04	
TOTAL DIVIDENDS				977.04	0.00
INTEREST					
07/03/23		56042R6S6 INTEREST ON 75,000 UNITS MAINE HEALTH & HIGHER EDL FACS AUTH REV BDS DTD 06/28/2016 5% 07/01/2026 PAYABLE 07/01/2023 EFFECTIVE 07/01/2023	INTEREST RCVD	1,875.00	
07/13/23		3133EFNW3 INTEREST ON 125,000 UNITS FFCB DTD 11/05/2015 2.5% 01/13/2025 PAYABLE 07/13/2023	INTEREST RCVD	1,562.50	
07/31/23		91282CAB7 INTEREST ON 200,000 UNITS US TREASURY NTS DTD 07/23/2020 .25% 07/31/2025 PAYABLE 07/31/2023	INTEREST RCVD	250.00	
TOTAL INTEREST				3,687.50	0.00
PURCHASES					
07/31/23	3,681.490	MM0000099 NET DEPOSIT FNWM MONEY MARKET	NET CASH MGMT	3,681.49-	3,681.49
TOTAL PURCHASES				3,681.49-	3,681.49
FEES					
07/10/23		FEE TO FIRST NATIONAL WEALTH MANAGEMENT FOR THE PERIOD ENDING 06/30/2023 BASED ON AVERAGE MARKET VALUE 1,643.42 DISCOUNT 986.05	DISBURSEMENT	657.37-	
07/10/23		FEE TO FIRST NATIONAL WEALTH MANAGEMENT FOR THE PERIOD ENDING 06/30/2023 BASED ON AVERAGE MARKET VALUE 1,643.42 DISCOUNT 986.05	DISBURSEMENT	657.37-	
TOTAL FEES				1,314.74-	0.00
OTHER DISBURSEMENTS					
07/03/23		56042R6S6 AMORTIZATION ON 75,000 UNITS MAINE HEALTH & HIGHER EDL FACS AUTH REV BDS DTD 06/28/2016 5% 07/01/2026 EFFECTIVE 07/01/2023 TO ADJUST TAX LOT, AMORTIZATION = 497.82-	AMORTIZATION		497.82-
07/13/23		3133EFNW3 AMORTIZATION ON 125,000 UNITS FFCB DTD 11/05/2015 2.5% 01/13/2025 TO ADJUST TAX LOT, AMORTIZATION = 223.55-	AMORTIZATION		223.55-
TOTAL OTHER DISBURSEMENTS				0.00	721.37-
07/31/23		ENDING BALANCE		0.00	3,268,388.73

Date	Invoice #	Paid	Vendor	Purpose	Expense	Category of Stormwater Management Cost						Receipt	Date to Env. Trust	Account #		
						Maintenance	Compliance Documentation	Supplies	Contracted Services	Training/Travel	Principal				Income	
7/11/22	29994	7/13/22	Plymouth Engineering, Inc.	Summer St. Storm Drain	\$ 6,188.00				\$ 6,188.00				\$ 6,188.00	Y	12/1/2022	10-10-22-01
7/18/22	43843	7/27/22	Jimar Construction Products, LLC	Culvert	\$ 336.25			\$ 336.25					\$ 336.25	Y	12/1/2022	10-10-22-01
7/18/22	6265-22	7/27/22	Dirigo Materials	Rip-Rap	\$ 124.05			\$ 124.05					\$ 124.05	Y	12/1/2022	10-10-22-01
8/17/22	30128	9/14/22	Plymouth Engineering, Inc.	Summer St. Storm Smoke House - Fire Station	\$ 1,178.00				\$ 1,178.00				\$ 1,178.00	Y	12/1/2022	10-10-22-01
9/2/22	5887029	9/14/22	Hammond Lumber Co.	- PSAF	\$ 178.16			\$ 178.16					\$ 178.16	Y	12/1/2022	05-05-30-20
9/2/22	6069562	11/16/22	Everett J. Prescott Inc.	Mountain View Dr.	\$ 558.76			\$ 558.76					\$ 558.76	Y	12/1/2022	60-10-10-20
10/4/22	2022825	10/12/22	Centerline Utility Inc	Stormwater Investigation	\$ 618.75			\$ 618.75					\$ 618.75	Y	12/1/2022	10-10-22-05
10/12/22	6265-22	11/2/22	Dirigo Materials	Rip-Rap	\$ 125.82			\$ 125.82					\$ 125.82	Y	12/1/2022	10-10-22-01
10/18/22	7004	11/2/22	Whitmore Contracting, Inc.	Rip-Rap & Site Work	\$ 1,826.00			\$ 576.00	\$ 1,250.00				\$ 1,826.00	Y	12/1/2022	10-10-22-01
10/21/22	1022122	11/2/2022	DuBois & King	Sucker Brook Design	\$ 1,204.00				\$ 1,204.00				\$ 1,204.00	Y	12/1/2022	10-10-22-01
10/28/22	2022-1212	11/2/22	SEE, Inc	Engineering Consulting	\$ 11,375.57		\$ 11,375.57						\$ 11,375.57	Y	12/1/2022	10-10-22-05
10/31/22	7718-5	11/17/22	Sherman-Williams Bangor Store	Storm Drain Marking	\$ 353.00			\$ 353.00					\$ 353.00	Y	12/1/2022	10-10-22-10
11/1/22	22L-1176	11/17/22	Lee's Concrete Inc.	Marina Road Coldbrook Culvert	\$ 980.00			\$ 780.00	\$ 200.00				\$ 980.00	Y	12/1/2022	10-10-22-01
11/14/22	7096	11/17/22	Whitmore Contracting, Inc.	Replacement	\$ 12,500.00			\$ 12,500.00					\$ 12,500.00	Y	12/1/2022	10-10-22-01
4/12/22	153246	5/11/22	Buxton Service North, Inc.	DUPLICATE INVOICE	\$ (526.12)			\$ (526.12)					\$ (526.12)	Y	3/2/2023	10-10-22-01
8/30/22	* 5874080 *	9/14/22	Hammond Lumber Co.	Smoke House - Fire Station - PSAF	\$ 741.22			\$ 741.22					\$ 741.22	Y	3/2/2023	05-05-30-20
10/12/22	*04-2698999*	11/2/22	Clean Harbors	PFAS	\$ 6,259.52			\$ 6,259.52					\$ 6,259.52	Y	3/2/2023	05-05-30-20
9/15/22	922087	9/28/22	DuBois & King	Sucker Brook Design	\$ 3,710.00				\$ 3,710.00				\$ 3,710.00	Y	3/2/2023	10-10-22-01
11/15/22	4886546	12/14/22	Viking Inc.	Main Road - Culverts	\$ 777.48			\$ 777.48					\$ 777.48	Y	3/2/2023	10-10-22-01
1/4/23	6250840		Hammond Lumber Co.	Ice and Watersheld	\$ 211.10			\$ 211.10					\$ 211.10	Y	3/2/2023	10-10-22-10
1/9/23	1050	2/1/23	Bangor Area Storm Water Group	Annual Dues	\$ 4,000.00		\$ 4,000.00						\$ 4,000.00	Y	3/2/2023	10-10-22-05
1/16/23	2022-1280	2/1/2023	SEE, Inc	MS4 Compliance.	\$ 4,023.50		\$ 4,023.50						\$ 4,023.50	Y	3/2/2023	10-10-22-05
2/13/23	8100000006	2/15/2023	City of Bangor	Sucker Brook Geomorphis Assessment	\$ 8,112.50		\$ 8,112.50						\$ 8,112.50	Y	3/2/2023	10-10-22-05
4/27/23	7880	5/10/2023	Whitmore Contracting, Inc.	Mecaw Road Pipe Replacements	\$ 22,600.00			\$ 22,600.00					\$ 22,600.00	Y	6/15/2023	10-10-22-01
4/28/23	2023-1329	5/10/2023	SEE, Inc.	MS4 Compliance.	\$ 4,451.61		\$ 4,451.61						\$ 4,451.61	Y	6/15/2023	10-10-22-05
5/10/23	333327	5/31/2023	BDN	Summer St. Notice	\$ 195.00		\$ 195.00						\$ 195.00	Y	6/15/2023	10-10-22-01
5/10/23	31127	5/31/2023	Plymouth Engineering, Inc.	Coldbrook Stormwater Design	\$ 637.50			\$ 637.50					\$ 637.50	Y	6/15/2023	10-10-22-01
5/10/23	31128	5/31/2023	Plymouth Engineering, Inc.	Summer St. Project	\$ 250.00			\$ 250.00					\$ 250.00	Y	6/15/2023	10-10-22-01
5/26/23	20230403	5/31/2023	Centerline Utility Inc	Investigate sewage in ditch	\$ 550.00			\$ 550.00					\$ 550.00	Y	6/15/2023	10-10-22-05
11/28/23	7148	12/14/2023	Whitmore Contracting, Inc.	Charles St. Culvert Replacement	\$ 3,200.00			\$ 3,200.00					\$ 3,200.00	Y	9/7/2023	10-10-22-01
6/16/23	31218	6/29/2023	Plymouth Engineering, Inc.	Summer St. Stormwater	\$ 839.32			\$ 839.32					\$ 839.32	Y	9/7/2023	10-10-22-01
6/28/23	24507	6/29/2023	Tyler's Inc.	Culvert	\$ 399.16			\$ 399.16					\$ 399.16	Y	9/7/2023	10-10-22-01
6/30/23	2023-1356	7/13/2023	SEE, Inc.	MS4 Compliance.	\$ 6,191.71		\$ 6,191.71						\$ 6,191.71	Y	9/7/2023	10-10-22-05
6/30/23	2023-1384	7/13/2023	SEE, Inc.	Sucker Brook Monitoring	\$ 8,998.78		\$ 8,998.78						\$ 8,998.78	Y	9/7/2023	10-10-22-05

1-351-00 R 01-48
 \$ - \$ 113,168.64
 YTD reimbursed to General Fund: \$ 93,539.67
Total Proposed for Reimbursement to General Fund 09/7/2023 \$ 19,628.97
Total Proposed in Current Fiscal Year for Reimbursement to General Fund: \$ 113,168.64

Invoice's as of 6/30/2023 - \$113,168.64
 Acct. 0219 Ending Market Value 6/30/2023 - \$3,131,973.14
 \$113,168.64 + \$3,131,973.14 = 4%

	YTD	Deposit to:	
Total from Principal		1-351-00	HCB
Total from Income	\$ 113,168.64	R 01-48	Env Tr Rev
Budgeted revenue	\$ 142,580.00	FY23 Town Budget	
Remaining budgeted revenue (FY23)	\$ 29,411.36		

Whitmore Contracting, Inc
 17 Lunn Lane
 Eddington, ME 04428
 207-989-2385

Date	Invoice #
11/28/2022	7148

Bill To
 Town of Hampden
 106 Western Ave
 Hampden, ME 04444

P.O. No.	Terms	Project
	Due on receipt	

Quantity	Description	Rate	Amount
	Site Work- Replace cross culvert on Charles Drive on 11/23 10-10-22-01 VSS 11/28/22 CHARLES ST. CULVERT REPLACEMENT	3,200.00	3,200.00
<div data-bbox="542 1713 821 1808" data-label="Text"> <p>Prompt payment is appreciated</p> </div>			

PAID
 DEC 14 2022
 BY: *[Signature]*

All invoices are due 15 days after the invoice date unless a credit account has been established. 1.5% will accrue after 15 days. A \$10 fee will be assessed for all re-invoicing.	Total \$3,200.00
---	-------------------------

Plymouth Engineering, Inc.

Newport, ME 04953

Invoice

Received By:
JUN 22 2023

Date	Invoice #
6/16/2023	31218

Bill To
Town of Hampden 106 Western Avenue Hampden, ME 04444

Ship to:

WE HAVE MOVED! PLEASE NOTE OUR NEW ADDRESS: 8 Main St., Unit C Newport, ME 04953

PO Number	Terms	Project
	Net 30	21209 Hampden Summer St. Storm Drain

Quantity	Description	Rate	Amount
3.5	Clerical	53.00	185.50
5	Scott E. Braley, PE, Principal-in-Charge	125.00	625.00
44	Mileage Rate 2023	0.655	28.82
For pre-bid meeting, bid process and bid tabulation.			
Acct. No. <u>10-10-22-01</u> Date <u>6.26.23</u> Initials <u>MB</u> Description <u>Summer St. Storm</u>			

For services through June 3, 2023.

Total \$839.32

SEB

Telephone: (207) 257-2071

www.plymouthengineering.com

Tyler's Inc
 335 Stream Road
 Winterport, Maine 04496
 1-207-223-0066
 1-866-323-0066



Received By:

Cntr: B

JUN 28 2023

TOWN OF HAMPDEN
 106 WESTERN AVE
 HAMPDEN, ME 04444

Cust#: 1618
 Inv#: 24507
 Doc#:
 Po #: SHOP.

Date: 06/28/23
 Time: 04:28:25
 Type: **CHARGE**

QTY	LINE	PART NUMBER	DESCRIPTION	COEF	LIST	EACH	TOTAL	TAX
2	HDP	12N12	12INX20FT CULVERT	0.00	395.00	199.58	399.16	N
2				0.00	790.00	399.16	0.00	0.00
	Freight							
	Labor							
	Misc							
	Core Total							
	List Total							
	Non-Taxable							
	Taxable							
	Total Tax							

COPY

10-10-22-01

COPY

Pay This Amount
 399.16

Received by: _____

Acct. No. 10-10-22-01
 Date 6.28.23
 Initials MM
 Description Culvert

COPY



Stillwater Environmental Engineering, Inc.
PO Box 426
Orono, ME 04473 US
207-949-0074
pruck@stillwaterenv.com
<http://www.stillwaterenv.com>

BILL TO
Victor Smith P.E.
Town of Hampden
106 Western Avenue
Hampden, ME 04444

INVOICE 2023-1356

DATE 06/30/2023 TERMS Net 15

DUE DATE 07/21/2023

DATE	ACTIVITY	AMOUNT
06/30/2023	Engineering Consulting Services:Senior Project Manager/Senior Environmental Engineer Tasks: <ul style="list-style-type: none">* Client correspondence* Client meetings* Review PY1 action items with CB* Prepare for annual PW training* Provide annual O&M/SPCC training to PW crew.* Review SW101 packet* Review ESC ordinance* Discuss PY1 inspection results with staff, 7.5 @ \$115.00	862.50
06/30/2023	Engineering Consulting Services:Project Scientist Tasks: <ul style="list-style-type: none">* Client correspondence* Oversee MS4 PY1 catch basin inspections* Assist with PY1 Hampden Stream Clean up* PY1 Stenciling prep* Prepare draft Sucker Brook website for Town review* MS4 IDDE investigation, lab correspondence, sample shipping and Old County Road sample* Client meetings* Printing training materials* Review HB results for OF3CBR* Discuss PY1 action items with PR, 14.5 @ \$85.00	1,232.50
06/30/2023	Engineering Consulting Services:Assistant Environmental Engineer Tasks: <ul style="list-style-type: none">* Assist with PY1 MS4 post construction inspection report preparation (PC 2023 reports), 2 @ \$75.00	150.00

Thank you for your business!



Stillwater Environmental Engineering, Inc.
PO Box 426
Orono, ME 04473 US
207-949-0074
pruck@stillwaterenv.com
<http://www.stillwaterenv.com>

BILL TO

Victor Smith P.E.
Town of Hampden
106 Western Avenue
Hampden, ME 04444

INVOICE 2023-1384

DATE 06/30/2023 TERMS Net 15

DUE DATE 07/21/2023

P.O. NUMBER

Sucker Brook Stream Monitoring

DATE	ACTIVITY	AMOUNT
06/30/2023	Engineering Consulting Services:Senior Project Manager/Senior Environmental Engineer Tasks: * Client correspondence * Review data logger installation with staff * Discuss data management with staff, 11 @ \$115.00	1,265.00
06/30/2023	Engineering Consulting Services:Project Manager Tasks: * Assist with monitoring preparation * Review WBP 319 Grant * Review monitoring plan, 6 @ \$95.00	570.00
06/30/2023	Engineering Consulting Services:Project Scientist Tasks: * Client correspondence * 319 WBP Grant meetings and discussion * Review data logger installation with PR * Discuss data management with PR * MDEP correspondence * Pick up data loggers from MDEP staff in Bangor * Coordinate gear and sampling sites * Field check and logger installation * Field monitoring and equipment maintenance, 78 @ \$85.00	6,630.00
06/30/2023	Engineering Consulting Services:Assistant Environmental Engineer Tasks: * Assist with fieldwork (adjusting monitor locations, equipment maintenance and data collection), 2.5 @ \$75.00	187.50
06/30/2023	Engineering Consulting Services:Intern Tasks: * Assist with fieldwork (equipment maintenance, and data collection), 2.5 @ \$55.00	137.50

Thank you for your business!

DATE	ACTIVITY	AMOUNT
06/30/2023	Travel Expenses Mileage, 286 @ \$0.73	208.78

For professional services provided by SEE for the period January 1 through June 30, 2023. These services were related to monitoring in Sucker Brook and Watershed Based Plan discussions with MDEP.

TOTAL DUE	\$8,998.78
-----------	------------

10-10-22-05
VJS 7/11/23 F423
SUCKER BROOK MONITORING

Thank you for your business!

Date	Invoice #	Paid	Vendor	Purpose	Expense	Category of Stormwater Management Cost						Receipt	Date to Env. Trust	Account #	
						Maintenance	Compliance Documentation	Supplies	Contracted Services	Training/Travel	Principal				Income
7/5/23	1153		Desuitt Consulting LLC	Sunset Ave. Repairs Summer St. Project	\$ 3,550.00							\$ 3,550.00	Y	9/7/2023	10-10-22-01
7/11/23	31365	8/2/23	Plymouth Engineering, Inc.	Bid Work	\$ 526.25			\$ 526.25				\$ 526.25	Y	9/7/2023	10-10-22-01
7/30/23	3103		Drumlin Environmental, LLC	Landfill Environmental Consulting	\$ 4,320.00					\$ 4,320.00			Y	9/7/2023	10-10-22-05
8/24/23	8459		Whitmore Contracting, Inc.	Culverts	\$ 9,600.00			\$ 9,600.00				\$ 9,600.00	Y	9/7/2023	10-10-22-01

1-351-00 R 01-48
\$ 4,320 \$ 13,676.25

YTD reimbursed to General Fund: \$ -

Total Proposed for Reimbursement to General Fund 09/07/2023 \$ 13,676.25

Total Proposed in Current Fiscal Year for Reimbursement to General Fund: \$ 13,676.25

Invoice's as of 9/7/2023 - \$13,676.25
Acct. 0219 Ending Market Value 7/31/2023 - \$3,162,579.87
\$13,676.25 + \$3,162,579.87 = 1%

YTD Deposit to:
Total from Principal \$ 4,320.00 1-351-00 HCB
Total from Income \$ 13,676.25 R 01-48 Env Tr Rev

Budgeted revenue \$ 127,000.00 FY24 Town Budget
Remaining budgeted revenue (FY24) \$ 113,323.75

Plymouth Engineering, Inc.

Newport, ME 04953

Invoice


Date	Invoice #
7/11/2023	31365

Bill To
Town of Hampden 106 Western Avenue Hampden, ME 04444

Ship to:

WE HAVE MOVED! PLEASE NOTE OUR NEW ADDRESS: 8 Main St., Unit C Newport, ME 04953

PO Number	Terms	Project
	Net 30	21209 Hampden Summer St. Storm Drain

Quantity	Description	Rate	Amount
8.75	Clerical	53.00	463.75
0.5	Scott E. Braley, PE, Principal-in-Charge	125.00	62.50
	For bid process.		
PAID AUG 02 2023 BY: 			
	7/17/23 10-10-22.01 pas Summer st. project bid work		
For services through July 2, 2023.		Total	\$526.25

SEB

Telephone: (207) 257-2071

www.plymouthengineering.com

Whitmore Contracting, Inc
 17 Lunn Lane
 Eddington, ME 04428
 207-989-2385

Date	Invoice #
8/24/2023	8459

Bill To
 Town of Hampden
 106 Western Ave
 Hampden, ME 04444

COPY

P.O. No.	Terms	Project
	Due on receipt	

Quantity	Description	Rate	Amount
	Install driveway culverts of Summer Street (unrelated to ongoing project)	9,600.00	9,600.00

Acct. No. 10-10-22-01
 Date 8.24.23
 Initials M
 Description Culverts

RECEIVED
 AUG 24 2023
 BY: _____

Prompt payment is appreciated

All invoices are due 15 days after the invoice date unless a credit account has been established. 1.5% will accrue after 15 days. A \$10 fee will be assessed for all re-invoicing.		Total	\$9,600.00
---	--	--------------	------------



Memorandum

TO: Environmental Trust Committee
FROM: Paula Scott, Town Manager
DATE: August 11, 2023
RE: Continuing corrective action at the landfill

On July 26th there was a meeting with the DEP, our environmental consultant, Matt Reynolds, reps from Sevee & Maher, and reps from Casella to discuss plans moving forward for review of the 2022 Water Quality report and the potential corrective action as reported and discussed at the June 12, 2023 Council workshop. In a nutshell, they are proposing to add another extraction well on the south side near one of the current problematic wells. They will get another round of data this fall and implement the well in the spring. Although not a part of the rules that this landfill closure is under, they will also begin a phased approach for pfas sampling on all sides except the highway side. In LD1600, the legislature tasked DEP with looking at sludge locations, but there was no task included to look at groundwater contamination from pfas near a closed landfill. Because of this, and basically voluntarily, the sampling that they will be doing will be a baseline to determine any levels of pfas. This will be a phased approach while rulemaking is completed, or further legislation is created to fill this gap.