

**HAMPDEN ENVIRONMENTAL TRUST
COMMITTEE MEETING**

Thursday September 9th, 2021

1:00 P.M.

HAMPDEN TOWN OFFICE

A G E N D A

1. Call to Order
2. Approval of Meeting Minutes – May 27, 2021
3. Review of financial statements from Institutional Trustee (Bangor Savings Bank)
4. Review of proposed FY21 costs for reimbursement or payment from Environmental Trust, Income
 - a. General Fund payments for Stormwater Management totaling \$18,864.15.
5. Set date for next meeting
6. Adjourn

**HAMPDEN ENVIRONMENTAL TRUST
COMMITTEE MEETING**

Thursday May 27, 2021

1:00 P.M.

HAMPDEN TOWN OFFICE

Minutes

1. Call to Order

Meeting called to order at 1:05 pm

2. Approval of Meeting Minutes – January 7, 2021

Councilor Jarvi moved that the meeting minutes from January 7, 2021, be approved, and it was seconded by Kerry Woodbury. Unanimous 3-0-0.

3. Review of financial statements from Institutional Trustee (Bangor Savings Bank)

There was no discussion on the financial statements.

4. Review of proposed FY21 costs for reimbursement or payment from Environmental Trust, Income

- a. General Fund payments for Stormwater Management totaling \$1,238.40.

Councilor Jarvi moved that the Environmental Trust Committee reimburse the Town's General Fund from the Environmental Trust Income account \$1,238.40; Kerry Woodbury seconded the motion. Unanimous 3-0-0.

5. Pine Tree Landfill 2020 Annual Report Discussion

Pine Tree Landfill post-closure monitoring consultant Matt Reynolds, PE, of Drumlin, LLC briefed the committee on the 2020 Annual Report.

Some of the highlights that Matt spoke are as follows:

- The year 2020 represented the 10th year of closure
- Groundwater quality of both onsite and offsite.
- Drinking water standards
- Methane gas standards

- Stormwater and site improvements to the Secure III cover system have been completed.

It was the consensus of committee members to have a public presentation at a Council Workshop with Mr. Reynolds present to answer questions. Would like to try and schedule for some time in July.

6. Website update

Committee members were pleased with the addition of Pine Tree Landfill Information tab on the town's website.

7. Set date for next meeting

The Environmental Trust Committee agreed that the next meeting will be held on September 16, 2021, at 1:00 pm.

8. Adjourn

The Environmental Trust meeting adjourned at 1:36 pm.

*Respectfully submitted,
Wanda Libbey, Office Clerk*



Wealth Management

P.O. Box 930, Bangor, ME 04402

Relationship Officer: Julie Shephard
Phone Number: 207-248-4204
Email: julie.shephard@bangor.com

Investment Officer: Brett S. Miller
Phone Number: 207-974-4168
Email: brett.miller@bangor.com

Cover Page Section

Statement of Value and Activity

May 1, 2021 - May 31, 2021

Hampden Environ Rev-Income 1/19/1993
420036014

Table of Contents

Account Summary	1
Portfolio Analysis	2
Asset Detail	3
Transaction Summary	5
Transaction Detail	6
Pending Trades	8

Hampden Environmental Trust
c/o Paula Scott, Town Manager
106 Western Ave
Hampden ME 04444-1436



This page intentionally left blank.



Account Summary

Statement of Value and Activity

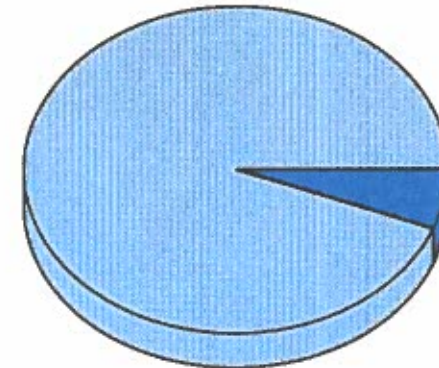
May 1, 2021 - May 31, 2021

Market Value Reconciliation

	<i>This Period</i>	<i>1/1/21 to 5/31/21</i>
Beginning Market Value	\$599,269.50	\$597,694.42
Additions	\$0.00	\$0.00
Distributions	\$4,019.74	\$6,177.00
Income	\$638.28	\$3,854.40
Non Cash Asset Changes	\$0.00	\$0.00
Change in Market Value	-\$598.00	-\$4,396.30
Ending Market Value	\$603,329.52	\$603,329.52
Realized Gains/Losses	\$0.00	\$0.00

Asset Allocation Summary

	<i>Asset Class</i>	<i>Balance</i>
94%	Fixed Income	\$569,350.20
6%	Cash and Equivalents	\$33,979.32
100%	Total Assets Value	\$603,329.52

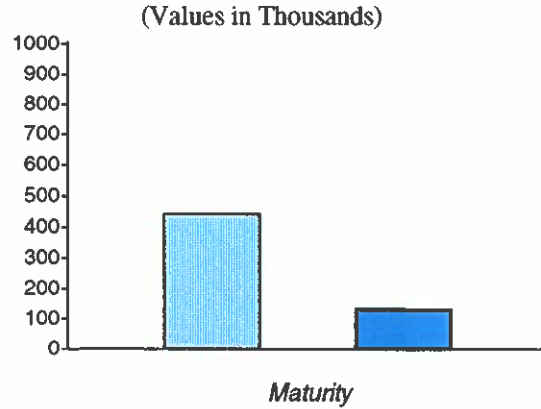


Portfolio Analysis


Statement of Value and Activity

May 1, 2021 - May 31, 2021

Bond Maturity Schedule



Bond Quality Summary



	Bond Maturity	Market Value
77%	Less than 1 year	\$438,508.20
23%	1 to 5 years	\$130,842.00
0%	5 to 10 years	\$0.00
0%	10 to 15 years	\$0.00
0%	15 to 20 years	\$0.00
0%	20 + years	\$0.00
100%	Total	\$569,350.20

	Quality Rating	Market Value
0%	AAA	\$0.00
49%	AA	\$277,788.00
0%	A	\$0.00
0%	BBB	\$0.00
51%	Other	\$291,562.20
100%	Total	\$569,350.20



0001713 - 0500162

Asset Detail

Statement of Value and Activity

May 1, 2021 - May 31, 2021

Asset Detail

Description	Shares/Par Value	Current Price	Market Value	Cost Basis	Unrealized G/L	Est. Ann. Income
Cash and Equivalents						
Money Market						
Federated Hermes Govt Obl TICKER: GOFXX	33,979.32	1.000	\$33,979.32	\$33,979.32	\$0.00	\$11.77
Total Cash and Equivalents			\$33,979.32	\$33,979.32	\$0.00	\$11.77
Fixed Income						
Government Securities						
Federal Home Loan Bank DTD 03/05/2012 2.375% 09/10/2021 Non Callable	50,000.00	100.632	\$50,316.00	\$52,347.50	-\$2,031.50	\$1,187.50
Federal Farm Credit Bank DTD 10/14/2016 1.400% 10/14/2021 Non Callable	50,000.00	100.499	\$50,249.50	\$49,830.00	\$419.50	\$700.00
Federal Farm Credit Bank DTD 11/09/2012 1.700% 11/09/2021 Non Callable	75,000.00	100.728	\$75,546.00	\$72,471.75	\$3,074.25	\$1,275.00
Federal Home Loan Bank DTD 04/08/2016 1.585% 04/08/2022 Non Callable	50,000.00	101.266	\$50,633.00	\$50,019.34	\$613.66	\$792.50
Federal Home Loan Bank DTD 06/01/2012 2.125% 06/10/2022 Non Callable	50,000.00	102.087	\$51,043.50	\$50,862.00	\$181.50	\$1,062.50
			\$277,788.00	\$275,530.59	\$2,257.41	\$5,017.50

0001714 - 0500162

Asset Detail (continued)

Statement of Value and Activity

May 1, 2021 - May 31, 2021

Description	Shares/Par Value	Current Price	Market Value	Cost Basis	Unrealized G/L	Est. Ann. Income
<i>US Treasury</i>						
United States Treasury Notes DTD 09/30/2019 1.500% 09/30/2021	150,000.00	100.485	\$150,727.50	\$149,671.88	\$1,055.62	\$2,250.00
United States Treasury Notes DTD 02/15/2019 2.500% 02/15/2022	60,000.00	101.727	\$61,036.20	\$60,028.81	\$1,007.39	\$1,500.00
United States Treasury Notes DTD 12/31/2017 2.250% 12/31/2024	75,000.00	106.398	\$79,798.50	\$72,117.19	\$7,681.31	\$1,687.50
			\$291,562.20	\$281,817.88	\$9,744.32	\$5,437.50
Total Fixed Income			\$589,350.20	\$557,348.47	\$12,001.73	\$10,455.00
Total All Assets			\$603,329.52	\$591,327.79	\$12,001.73	\$10,466.77



0001714 - 0500162

Transaction Summary

Statement of Value and Activity

May 1, 2021 - May 31, 2021

Transaction Summary

<i>Transaction Category</i>	<i>Principal Cash</i>	<i>Income Cash</i>
Beginning Cash Balance on 5/1/21	\$0.00	\$0.00
Additions	\$0.00	\$0.00
Distributions		
Distributions	\$0.00	\$0.00
Fees	\$0.00	\$0.00
Total Distributions	\$0.00	\$0.00
Income		
Interest	\$0.00	\$637.50
Dividends	\$0.00	\$0.78
Capital Gains	\$0.00	\$0.00
Other Income	\$0.00	\$0.00
Total Income	\$0.00	\$638.28
Purchases	\$0.00	\$0.00
Sales/Maturities	\$0.00	\$0.00
Money Market Transactions	-\$4,658.02	\$0.00
Internal Account Transfers	\$4,019.74	\$0.00
Other	\$0.00	\$0.00
Ending Cash Balance on 5/31/21	-\$638.28	\$638.28

Transaction Detail

Statement of Value and Activity

May 1, 2021 - May 31, 2021

Transaction Details By Category

<i>Date</i>	<i>Transaction Description</i>	<i>Principal Cash</i>	<i>Income Cash</i>	<i>Tax Cost</i>
5/1/21	Beginning Balance	\$0.00	\$0.00	
	Interest			
5/10/21	FFCB 1.700% 11/09/21 \$0.0085/\$1 PV on 75,000 Par Value Due 5/9/21	\$0.00	\$637.50	\$0.00
		\$0.00	\$637.50	
	Dividends			
5/3/21	Federated Hermes Govt Obl Dividend from 4/1/21 to 4/30/21	\$0.00	\$0.78	\$0.00
		\$0.00	\$0.78	
Total Income		\$0.00	\$638.28	
	Money Market Transactions			
5/4/21	Purchased 5.52 Units of Federated Hermes Govt Obl Trade Date 5/4/21 Theor. Settlement Date 5/4/21 Taxable to Federal and State	-\$5.52	\$0.00	\$5.52
5/7/21	Purchased 1,465 Units of Federated Hermes Govt Obl Trade Date 5/7/21 Theor. Settlement Date 5/7/21 Taxable to Federal and State	-\$1,465.00	\$0.00	\$1,465.00
5/10/21	Purchased 1,968.75 Units of Federated Hermes Govt Obl Trade Date 5/10/21 Theor. Settlement Date 5/10/21 Taxable to Federal and State	-\$1,968.75	\$0.00	\$1,968.75



0001715 - 0500182

Transaction Detail (continued)

Statement of Value and Activity

May 1, 2021 - May 31, 2021

<i>Date</i>	<i>Transaction Description</i>	<i>Principal Cash</i>	<i>Income Cash</i>	<i>Tax Cost</i>
5/17/21	Purchased 1,218.75 Units of Federated Hermes Govt Obl Trade Date 5/17/21 Theor. Settlement Date 5/17/21 Taxable to Federal and State	-\$1,218.75	\$0.00	\$1,218.75
Total Money Market Transactions		-\$4,658.02	\$0.00	
Internal Account Transfers				
5/4/21	Cash Receipt Transfer from Income Paid from Account # 440053015	\$4.74	\$0.00	\$0.00
5/7/21	Cash Receipt Transfer from Income Paid from Account # 440053015	\$1,465.00	\$0.00	\$0.00
5/10/21	Cash Receipt Transfer from Income Paid from Account # 440053015	\$1,331.25	\$0.00	\$0.00
5/17/21	Cash Receipt Transfer from Income Paid from Account # 440053015	\$1,218.75	\$0.00	\$0.00
Total Internal Account Transfers		\$4,019.74	\$0.00	
5/31/21	Ending Balance	-\$638.28	\$638.28	

0001716 - 0500162

Pending Trades

Statement of Value and Activity

May 1, 2021 - May 31, 2021

No pending trades.



0001716 - 0500162



0001711 - 0500162





Wealth Management

P.O. Box 930, Bangor, ME 04402

Account Summary

Statement of Value and Activity


May 1, 2021 - May 31, 2021

Market Value Reconciliation

	<i>This Period</i>	<i>1/1/21 to 5/31/21</i>
Beginning Market Value	\$599,269.50	\$597,694.42
Additions	\$0.00	\$0.00
Distributions	\$4,019.74	\$6,177.00
Income	\$638.28	\$3,854.40
Non Cash Asset Changes	\$0.00	\$0.00
Change in Market Value	-\$598.00	-\$4,396.30
Ending Market Value	\$603,329.52	\$603,329.52
Realized Gains/Losses	\$0.00	\$0.00

Asset Allocation Summary

	<i>Asset Class</i>	<i>Balance</i>
94%	Fixed Income	\$569,350.20
6%	Cash and Equivalents	\$33,979.32
100%	Total Assets Value	\$603,329.52



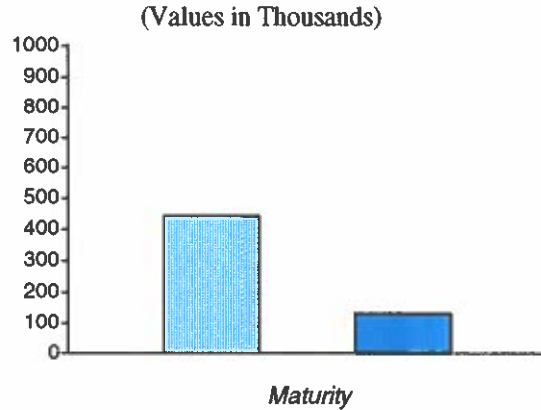
0001713 - 0500162

Portfolio Analysis


Statement of Value and Activity

May 1, 2021 - May 31, 2021

Bond Maturity Schedule



Bond Quality Summary



	Bond Maturity	Market Value
■	77% Less than 1 year	\$438,508.20
■	23% 1 to 5 years	\$130,842.20
	0% 5 to 10 years	\$0.00
	0% 10 to 15 years	\$0.00
	0% 15 to 20 years	\$0.00
	0% 20 + years	\$0.00
100%	Total	\$569,350.20

	Quality Rating	Market Value
■	0% AAA	\$0.00
■	49% AA	\$277,788.00
	0% A	\$0.00
	0% BBB	\$0.00
■	51% Other	\$291,562.20
100%	Total	\$569,350.20



Wealth Management

P.O. Box 930, Bangor, ME 04402

Relationship Officer: Julie Shephard
Phone Number: 207-248-4204
Email: julie.shephard@bangor.com

Investment Officer: Brett S. Miller
Phone Number: 207-974-4168
Email: brett.miller@bangor.com

Cover Page Section

Statement of Value and Activity

May 1, 2021 - May 31, 2021

Hampden Environ REV Trust 1/19/1993
440053015

Table of Contents

Account Summary	1
Portfolio Analysis	2
Asset Detail	3
Transaction Summary	6
Transaction Detail	7
Pending Trades	9

Hampden Environmental Trust
c/o Paula Scott, Town Manager
106 Western Ave
Hampden ME 04444-1436



This page intentionally left blank.

0001717 - 0500162



Account Summary

Statement of Value and Activity

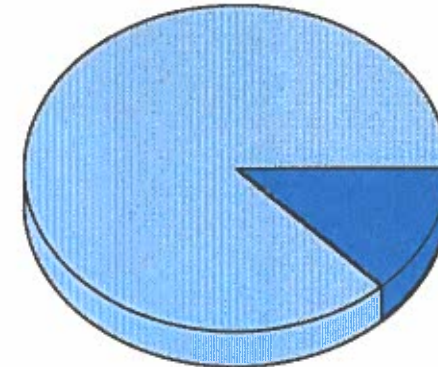
May 1, 2021 - May 31, 2021

Market Value Reconciliation

	<i>This Period</i>	<i>1/1/21 to 5/31/21</i>
Beginning Market Value	\$2,842,782.94	\$2,871,196.99
Additions	\$0.00	\$0.00
Distributions	-\$4,019.74	-\$28,455.45
Income	\$4,019.74	\$20,825.60
Non Cash Asset Changes	\$0.00	\$0.00
Change in Market Value	-\$984.85	-\$21,769.05
Ending Market Value	\$2,841,798.09	\$2,841,798.09
Realized Gains/Losses	\$0.00	\$0.00

Asset Allocation Summary

	<i>Asset Class</i>	<i>Balance</i>
87%	Fixed Income	\$2,474,484.45
13%	Cash and Equivalents	\$367,313.64
100%	Total Assets Value	\$2,841,798.09

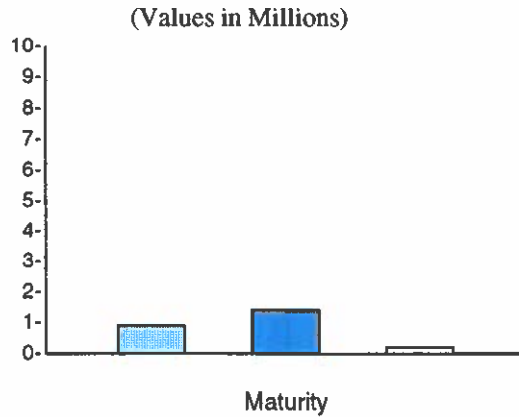


Portfolio Analysis

Statement of Value and Activity


May 1, 2021 - May 31, 2021

Bond Maturity Schedule



	Bond Maturity	Market Value
35%	Less than 1 year	\$865,720.70
57%	1 to 5 years	\$1,417,107.75
8%	5 to 10 years	\$191,656.00
0%	10 to 15 years	\$0.00
0%	15 to 20 years	\$0.00
0%	20 + years	\$0.00
100%	Total	\$2,474,484.45

Bond Quality Summary



	Quality Rating	Market Value
0%	AAA	\$0.00
50%	AA	\$1,245,933.95
0%	A	\$0.00
0%	BBB	\$0.00
50%	Other	\$1,228,550.50
100%	Total	\$2,474,484.45



0001718 - 0900162

Asset Detail

Statement of Value and Activity

May 1, 2021 - May 31, 2021

Asset Detail

Description	Shares/Par Value	Current Price	Market Value	Cost Basis	Unrealized G/L	Est. Ann. Income
<i>Cash and Equivalents</i>						
<i>Money Market</i>						
Federated Hermes Govt Obl TICKER: GOFXX	367,313.64	1.000	\$367,313.64	\$367,313.64	\$0.00	\$127.24
Total Cash and Equivalents			\$367,313.64	\$367,313.64	\$0.00	\$127.24
<i>Fixed Income</i>						
<i>Government Securities</i>						
Federal Home Loan Bank DTD 06/19/2013 2.125% 06/11/2021 Non Callable	100,000.00	100.052	\$100,052.00	\$96,870.00	\$3,182.00	\$2,125.00
Federal Home Loan Bank DTD 05/05/2014 2.250% 06/11/2021 Non Callable	50,000.00	100.061	\$50,030.50	\$50,014.58	\$15.92	\$1,125.00
Federal Home Loan Mortgage Corp Medium Term Note DTD 06/15/2017 1.800% 06/15/2021 Callable	150,000.00	100.066	\$150,099.00	\$150,000.00	\$99.00	\$2,700.00
Federal Home Loan Bank DTD 09/01/2011 2.750% 09/10/2021 Non Callable	100,000.00	100.736	\$100,736.00	\$105,618.33	-\$4,882.33	\$2,750.00
Federal Home Loan Bank DTD 03/05/2012 2.375% 09/10/2021 Non Callable	60,000.00	100.632	\$60,379.20	\$62,817.00	-\$2,437.80	\$1,425.00

0001719 - 0500162

Asset Detail (continued)

Statement of Value and Activity

May 1, 2021 - May 31, 2021

Description	Shares/Par Value	Current Price	Market Value	Cost Basis	Unrealized G/L	Est. Ann. Income
Federal Home Loan Bank DTD 06/01/2012 2.125% 06/10/2022 Non Callable	150,000.00	102.087	\$153,130.50	\$152,586.00	\$544.50	\$3,187.50
Federal Farm Credit Bank DTD 11/07/2013 2.930% 11/07/2022 Non Callable	100,000.00	104.028	\$104,028.00	\$99,473.00	\$4,555.00	\$2,930.00
Federal Home Loan Bank DTD 05/30/2013 2.500% 05/30/2023 Callable	125,000.00	104.673	\$130,841.25	\$124,271.25	\$6,570.00	\$3,125.00
Federal Farm Credit Bank DTD 11/09/2012 2.130% 11/09/2023 Non Callable	125,000.00	104.525	\$130,656.25	\$119,285.00	\$11,371.25	\$2,662.50
Federal Farm Credit Bank DTD 02/21/2013 2.330% 02/21/2024 Non Callable	125,000.00	105.443	\$131,803.75	\$120,717.50	\$11,086.25	\$2,912.50
Federal Farm Credit Bank DTD 11/13/2015 2.500% 01/13/2025 Non Callable	125,000.00	107.342	\$134,177.50	\$126,342.27	\$7,835.23	\$3,125.00
			\$1,245,933.95	\$1,207,994.93	\$37,939.02	\$28,067.50
US Treasury						
United States Treasury Notes DTD 09/30/2019 1.500% 09/30/2021	200,000.00	100.485	\$200,970.00	\$199,562.50	\$1,407.50	\$3,000.00
United States Treasury Notes DTD 02/15/2019 2.500% 02/15/2022	200,000.00	101.727	\$203,454.00	\$200,096.04	\$3,357.96	\$5,000.00
United States Treasury Notes DTD 11/15/2012 1.625% 11/15/2022	150,000.00	102.195	\$153,292.50	\$150,065.43	\$3,227.07	\$2,437.50



0001719 - 0900162

Asset Detail (continued)

Statement of Value and Activity

May 1, 2021 - May 31, 2021

Description	Shares/Par Value	Current Price	Market Value	Cost Basis	Unrealized G/L	Est. Ann. Income
United States Treasury Notes DTD 08/31/2018 2.750% 08/31/2023	150,000.00	105.754	\$158,631.00	\$149,847.66	\$8,783.34	\$4,125.00
United States Treasury Notes DTD 08/15/2015 2.000% 08/15/2025	200,000.00	105.801	\$211,602.00	\$197,046.88	\$14,555.12	\$4,000.00
United States Treasury Notes DTD 08/31/2018 2.750% 08/31/2025	100,000.00	108.945	\$108,945.00	\$99,432.31	\$9,512.69	\$2,750.00
United States Treasury Notes DTD 02/15/2021 1.125% 02/15/2031	200,000.00	95.828	\$191,656.00	\$189,904.40	\$1,751.60	\$2,250.00
			\$1,228,550.50	\$1,185,955.22	\$42,595.28	\$23,562.50
Total Fixed Income			\$2,474,484.45	\$2,393,950.15	\$80,534.30	\$51,630.00
Total All Assets			\$2,841,798.09	\$2,761,263.79	\$80,534.30	\$51,757.24

0001720 - 0500162

Transaction Summary

Statement of Value and Activity

May 1, 2021 - May 31, 2021

Transaction Summary

<i>Transaction Category</i>	<i>Principal Cash</i>	<i>Income Cash</i>
Beginning Cash Balance on 5/1/21	\$0.00	\$0.00
Additions	\$0.00	\$0.00
Distributions		
Distributions	\$0.00	\$0.00
Fees	\$0.00	\$0.00
Total Distributions	\$0.00	\$0.00
Income		
Interest	\$0.00	\$4,015.00
Dividends	\$0.00	\$4.74
Capital Gains	\$0.00	\$0.00
Other Income	\$0.00	\$0.00
Total Income	\$0.00	\$4,019.74
Purchases	\$0.00	\$0.00
Sales/Maturities	\$0.00	\$0.00
Money Market Transactions	\$0.00	\$0.00
Internal Account Transfers	\$0.00	-\$4,019.74
Other	\$0.00	\$0.00
Ending Cash Balance on 5/31/21	\$0.00	\$0.00



0001720 - 0500162

Transaction Detail

Statement of Value and Activity

May 1, 2021 - May 31, 2021

Transaction Details By Category

<i>Date</i>	<i>Transaction Description</i>	<i>Principal Cash</i>	<i>Income Cash</i>	<i>Tax Cost</i>
5/1/21	Beginning Balance	\$0.00	\$0.00	
	Interest			
5/7/21	FFCB 2.930% 11/07/22 \$0.01465/\$1 PV on 100,000 Par Value Due 5/7/21	\$0.00	\$1,465.00	\$0.00
5/10/21	FFCB 2.130% 11/09/23 \$0.01065/\$1 PV on 125,000 Par Value Due 5/9/21	\$0.00	\$1,331.25	\$0.00
5/17/21	U.S. Treasury Notes 1.625% 11/15/22 \$0.008125/Pv on 150,000 Par Value Due 5/15/21	\$0.00	\$1,218.75	\$0.00
		\$0.00	\$4,015.00	
	Dividends			
5/3/21	Federated Hermes Govt Obl Dividend from 4/1/21 to 4/30/21	\$0.00	\$4.74	\$0.00
		\$0.00	\$4.74	
Total Income		\$0.00	\$4,019.74	
	Internal Account Transfers			
5/4/21	Cash Disbursement Paid to Account # 420036014 Transfer to Principal	\$0.00	-\$4.74	\$0.00
5/7/21	Cash Disbursement Paid to Account # 420036014 Transfer to Principal	\$0.00	-\$1,465.00	\$0.00
5/10/21	Cash Disbursement Paid to Account # 420036014 Transfer to Principal	\$0.00	-\$1,331.25	\$0.00

0001721 - 0500162

Transaction Detail (continued)

Statement of Value and Activity

May 1, 2021 - May 31, 2021

<i>Date</i>	<i>Transaction Description</i>	<i>Principal Cash</i>	<i>Income Cash</i>	<i>Tax Cost</i>
5/17/21	Cash Disbursement Paid to Account # 420036014 Transfer to Principal	\$0.00	-\$1,218.75	\$0.00
Total Internal Account Transfers		\$0.00	-\$4,019.74	
	Other			
5/17/21	Amortized Premium on U.S. Treasury Notes 1.625% 11/15/22 Fed Basis Decreased by \$21.47 to \$150,065.43 5/15/21 Current Year Amortization	\$0.00	\$0.00	-\$21.47
Total Other		\$0.00	\$0.00	
5/31/21	Ending Balance	\$0.00	\$0.00	



0001721 - 0500162

Pending Trades

Statement of Value and Activity

May 1, 2021 - May 31, 2021

No pending trades.

0001722 - 0500162



0001722 - 0500162



Account Summary

Statement of Value and Activity


May 1, 2021 - May 31, 2021

Market Value Reconciliation

	<i>This Period</i>	<i>1/1/21 to 5/31/21</i>
Beginning Market Value	\$2,842,782.94	\$2,871,196.99
Additions	\$0.00	\$0.00
Distributions	-\$4,019.74	-\$28,455.45
Income	\$4,019.74	\$20,825.60
Non Cash Asset Changes	\$0.00	\$0.00
Change in Market Value	-\$984.85	-\$21,769.05
Ending Market Value	\$2,841,798.09	\$2,841,798.09
Realized Gains/Losses	\$0.00	\$0.00

Asset Allocation Summary

	<i>Asset Class</i>	<i>Balance</i>
87%	Fixed Income	\$2,474,484.45
13%	Cash and Equivalents	\$367,313.64
100%	Total Assets Value	\$2,841,798.09



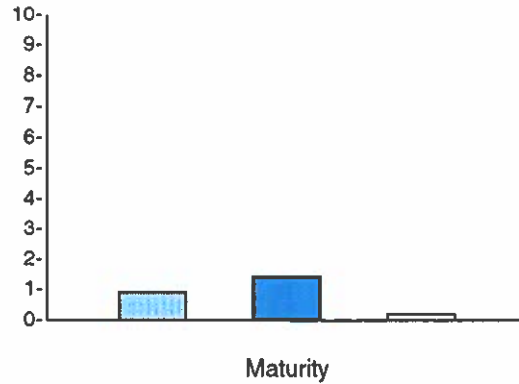
Portfolio Analysis

Statement of Value and Activity

May 1, 2021 - May 31, 2021


Bond Maturity Schedule

(Values in Millions)



	Bond Maturity	Market Value
35%	Less than 1 year	\$865,720.70
57%	1 to 5 years	\$1,417,107.75
8%	5 to 10 years	\$191,656.00
0%	10 to 15 years	\$0.00
0%	15 to 20 years	\$0.00
0%	20 + years	\$0.00
100%	Total	\$2,474,484.45

Bond Quality Summary



	Quality Rating	Market Value
0%	AAA	\$0.00
50%	AA	\$1,245,933.95
0%	A	\$0.00
0%	BBB	\$0.00
50%	Other	\$1,228,550.50
100%	Total	\$2,474,484.45



0001718 - 0500162



Wealth Management

P.O. Box 930, Bangor, ME 04402

Relationship Officer: Julie Shephard
Phone Number: 207-248-4204
Email: julie.shephard@bangor.com

Investment Officer: Brett S. Miller
Phone Number: 207-974-4168
Email: brett.miller@bangor.com

Cover Page Section

Statement of Value and Activity

June 1, 2021 - June 30, 2021

Hampden Environ Rev-Income 1/19/1993
420036014

Table of Contents

Account Summary	1
Portfolio Analysis	2
Asset Detail	3
Transaction Summary	5
Transaction Detail	6
Pending Trades	10

0000880 - 050040

Hampden Environmental Trust
c/o Paula Scott, Town Manager
106 Western Ave
Hampden ME 04444-1436



0000880 - 0500405

This page intentionally left blank.



Account Summary

Statement of Value and Activity


June 1, 2021 - June 30, 2021

Market Value Reconciliation

	<i>This Period</i>	<i>1/1/21 to 6/30/21</i>
Beginning Market Value	\$603,329.52	\$597,694.42
Additions	\$0.00	\$0.00
Distributions	\$3,110.53	\$9,287.53
Income	\$1,375.72	\$5,230.12
Non Cash Asset Changes	\$0.00	\$0.00
Change in Market Value	-\$1,157.40	-\$5,553.70
Ending Market Value	\$606,658.37	\$606,658.37
Realized Gains/Losses	\$0.00	\$0.00

Asset Allocation Summary

	<i>Asset Class</i>	<i>Balance</i>
94%	Fixed Income	\$568,192.80
6%	Cash and Equivalents	\$38,465.57
100%	Total Assets Value	\$606,658.37

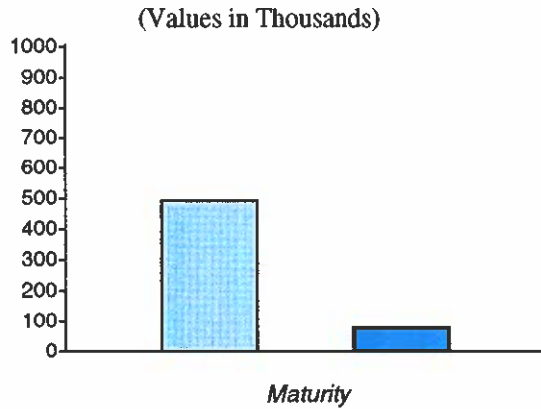


Portfolio Analysis


Statement of Value and Activity

June 1, 2021 - June 30, 2021

Bond Maturity Schedule



Bond Quality Summary



	Bond Maturity	Market Value
■	86% Less than 1 year	\$488,827.80
■	14% 1 to 5 years	\$79,365.00
	0% 5 to 10 years	\$0.00
	0% 10 to 15 years	\$0.00
	0% 15 to 20 years	\$0.00
	0% 20 + years	\$0.00
100%	Total	\$568,192.80

	Quality Rating	Market Value
■	0% AAA	\$0.00
■	49% AA	\$277,375.50
	0% A	\$0.00
	0% BBB	\$0.00
■	51% Other	\$290,817.30
100%	Total	\$568,192.80



0000881 - 0500405

Asset Detail

Statement of Value and Activity

June 1, 2021 - June 30, 2021

Asset Detail

Description	Shares/Par Value	Current Price	Market Value	Cost Basis	Unrealized G/L	Est. Ann. Income
<i>Cash and Equivalents</i>						
<i>Money Market</i>						
Federated Hermes Govt Obl TICKER: GOFXX	38,465.57	1.000	\$38,465.57	\$38,465.57	\$0.00	\$10.23
Total Cash and Equivalents			\$38,465.57	\$38,465.57	\$0.00	\$10.23
<i>Fixed Income</i>						
<i>Government Securities</i>						
Federal Home Loan Bank DTD 03/05/2012 2.375% 09/10/2021 Non Callable	50,000.00	100.441	\$50,220.50	\$52,347.50	-\$2,127.00	\$1,187.50
Federal Farm Credit Bank DTD 10/14/2016 1.400% 10/14/2021 Non Callable	50,000.00	100.384	\$50,192.00	\$49,830.00	\$362.00	\$700.00
Federal Farm Credit Bank DTD 11/09/2012 1.700% 11/09/2021 Non Callable	75,000.00	100.588	\$75,441.00	\$72,471.75	\$2,969.25	\$1,275.00
Federal Home Loan Bank DTD 04/08/2016 1.585% 04/08/2022 Non Callable	50,000.00	101.134	\$50,567.00	\$50,019.34	\$547.66	\$792.50
Federal Home Loan Bank DTD 06/01/2012 2.125% 06/10/2022 Non Callable	50,000.00	101.910	\$50,955.00	\$50,862.00	\$93.00	\$1,062.50
			\$277,375.50	\$275,530.59	\$1,844.91	\$5,017.50

0000882 - 0900408

Asset Detail (continued)

Statement of Value and Activity

June 1, 2021 - June 30, 2021

Description	Shares/Par Value	Current Price	Market Value	Cost Basis	Unrealized G/L	Est. Ann. Income
<i>US Treasury</i>						
United States Treasury Notes DTD 09/30/2019 1.500% 09/30/2021	150,000.00	100.359	\$150,538.50	\$149,671.88	\$866.62	\$2,250.00
United States Treasury Notes DTD 02/15/2019 2.500% 02/15/2022	60,000.00	101.523	\$60,913.80	\$60,028.81	\$884.99	\$1,500.00
United States Treasury Notes DTD 12/31/2017 2.250% 12/31/2024	75,000.00	105.820	\$79,365.00	\$72,117.19	\$7,247.81	\$1,687.50
			\$290,817.30	\$281,817.88	\$8,999.42	\$5,437.50
Total Fixed Income			\$568,192.80	\$557,348.47	\$10,844.33	\$10,455.00
Total All Assets			\$606,658.37	\$595,814.04	\$10,844.33	\$10,465.23



0000882 - 0900406

Transaction Summary

Statement of Value and Activity

June 1, 2021 - June 30, 2021

Transaction Summary

<i>Transaction Category</i>	<i>Principal Cash</i>	<i>Income Cash</i>
Beginning Cash Balance on 6/1/21	-\$638.28	\$638.28
Additions	\$0.00	\$0.00
Distributions		
Distributions	-\$1,238.40	\$0.00
Fees	-\$275.00	-\$448.58
Total Distributions	-\$1,513.40	-\$448.58
Income		
Interest	\$0.00	\$1,375.00
Dividends	\$0.00	\$0.72
Capital Gains	\$0.00	\$0.00
Other Income	\$0.00	\$0.00
Total Income	\$0.00	\$1,375.72
Purchases	\$0.00	\$0.00
Sales/Maturities	\$0.00	\$0.00
Money Market Transactions	-\$4,486.25	\$0.00
Internal Account Transfers	\$6,637.93	-\$1,565.42
Other	\$0.00	\$0.00
Ending Cash Balance on 6/30/21	\$0.00	\$0.00

00008833 - 0500406

Transaction Detail

Statement of Value and Activity

June 1, 2021 - June 30, 2021

Transaction Details By Category

<i>Date</i>	<i>Transaction Description</i>	<i>Principal Cash</i>	<i>Income Cash</i>	<i>Tax Cost</i>
6/1/21	Beginning Balance	-\$638.28	\$638.28	
Distributions				
6/29/21	Cash Disbursement Paid to Town of Hampden Miscellaneous Expense Paid for Hampden Environmental Trust Per Request Dated 06/21/2021	-\$1,238.40	\$0.00	\$0.00
		_____	_____	
		-\$1,238.40	\$0.00	
Fees				
6/15/21	Basis Point Management Fee Collected Taken Every 3 Months Means 25.0000%	\$0.00	-\$448.58	\$0.00
6/17/21	Fiduciary Fees Collected Tax Prep Fee for 2020	-\$275.00	\$0.00	\$0.00
		_____	_____	
		-\$275.00	-\$448.58	
Total Distributions		-\$1,513.40	-\$448.58	
Interest				
6/10/21	FHLB 2.125% 6/10/22 \$0.010625/\$1 PV on 50,000 Par Value Due 6/10/21	\$0.00	\$531.25	\$0.00
6/30/21	U.S. Treasury Notes 2.250% 12/31/24 \$0.01125/Pv on 75,000 Par Value Due 6/30/21	\$0.00	\$843.75	\$0.00
		_____	_____	
		\$0.00	\$1,375.00	



0000883 - 0500406

Transaction Detail (continued)

Statement of Value and Activity

June 1, 2021 - June 30, 2021

Date	Transaction Description	Principal Cash	Income Cash	Tax Cost
Dividends				
6/1/21	Federated Hermes Govt Obl Dividend from 5/1/21 to 5/31/21	\$0.00	\$0.72	\$0.00
		\$0.00	\$0.72	
Total Income		\$0.00	\$1,375.72	
Money Market Transactions				
6/1/21	Purchased 1,562.5 Units of Federated Hermes Govt Obl Trade Date 6/1/21 Theor. Settlement Date 6/1/21 Taxable to Federal and State	-\$1,562.50	\$0.00	\$1,562.50
6/2/21	Purchased 8.86 Units of Federated Hermes Govt Obl Trade Date 6/2/21 Theor. Settlement Date 6/2/21 Taxable to Federal and State	-\$8.86	\$0.00	\$8.86
6/10/21	Purchased 2,125 Units of Federated Hermes Govt Obl Trade Date 6/10/21 Theor. Settlement Date 6/10/21 Taxable to Federal and State	-\$2,125.00	\$0.00	\$2,125.00
6/11/21	Purchased 1,625 Units of Federated Hermes Govt Obl Trade Date 6/11/21 Theor. Settlement Date 6/11/21 Taxable to Federal and State	-\$1,625.00	\$0.00	\$1,625.00

0000884 - 0900408

Transaction Detail (continued)

Statement of Value and Activity

June 1, 2021 - June 30, 2021

<i>Date</i>	<i>Transaction Description</i>	<i>Principal Cash</i>	<i>Income Cash</i>	<i>Tax Cost</i>
6/15/21	Sold 165.46 Units of Federated Hermes Govt Obl Trade Date 6/15/21 Theor. Settlement Date 6/15/21 Taxable to Federal and State	\$165.46	\$0.00	-\$165.46
6/17/21	Sold 275 Units of Federated Hermes Govt Obl Trade Date 6/17/21 Theor. Settlement Date 6/17/21 Taxable to Federal and State	\$275.00	\$0.00	-\$275.00
6/29/21	Sold 1,238.4 Units of Federated Hermes Govt Obl Trade Date 6/29/21 Theor. Settlement Date 6/29/21 Taxable to Federal and State	\$1,238.40	\$0.00	-\$1,238.40
6/30/21	Purchased 843.75 Units of Federated Hermes Govt Obl Trade Date 6/30/21 Theor. Settlement Date 6/30/21 Taxable to Federal and State	-\$843.75	\$0.00	\$843.75
Total Money Market Transactions		-\$4,486.25	\$0.00	
Internal Account Transfers				
6/1/21	Cash Receipt Transfer from Income Paid from Account # 440053015	\$1,562.50	\$0.00	\$0.00
6/1/21	Cash Disbursement Transfer to Principal	\$0.00	-\$638.28	\$0.00
6/1/21	Cash Receipt Transfer from Income	\$638.28	\$0.00	\$0.00



0000884 - 0900406

Transaction Detail (continued)

Statement of Value and Activity

June 1, 2021 - June 30, 2021

<i>Date</i>	<i>Transaction Description</i>	<i>Principal Cash</i>	<i>Income Cash</i>	<i>Tax Cost</i>
6/2/21	Cash Receipt Transfer from Income Paid from Account # 440053015	\$8.14	\$0.00	\$0.00
6/10/21	Cash Receipt Transfer from Income Paid from Account # 440053015	\$1,593.75	\$0.00	\$0.00
6/11/21	Cash Receipt Transfer from Income Paid from Account # 440053015	\$1,625.00	\$0.00	\$0.00
6/15/21	Cash Receipt Transfer from Income Paid from Account # 440053015	\$283.12	\$0.00	\$0.00
6/30/21	Cash Disbursement Transfer to Principal	\$0.00	-\$927.14	\$0.00
6/30/21	Cash Receipt Transfer from Income	\$927.14	\$0.00	\$0.00
Total Internal Account Transfers		\$6,637.93	-\$1,565.42	
6/30/21	Ending Balance	\$0.00	\$0.00	

0000885 - 0500406

Pending Trades

Statement of Value and Activity

June 1, 2021 - June 30, 2021

No pending trades.



0000893 - 0900406

Account Summary

Statement of Value and Activity

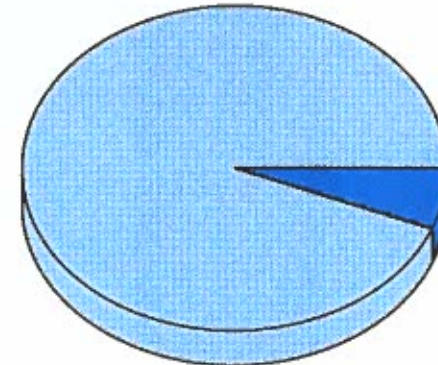
June 1, 2021 - June 30, 2021

Market Value Reconciliation

	<i>This Period</i>	<i>1/1/21 to 6/30/21</i>
Beginning Market Value	\$603,329.52	\$597,694.42
Additions	\$0.00	\$0.00
Distributions	\$3,110.53	\$9,287.53
Income	\$1,375.72	\$5,230.12
Non Cash Asset Changes	\$0.00	\$0.00
Change in Market Value	-\$1,157.40	-\$5,553.70
Ending Market Value	\$606,658.37	\$606,658.37
Realized Gains/Losses	\$0.00	\$0.00

Asset Allocation Summary

	<i>Asset Class</i>	<i>Balance</i>
94%	Fixed Income	\$568,192.80
6%	Cash and Equivalents	\$38,465.57
100%	Total Assets Value	\$606,658.37

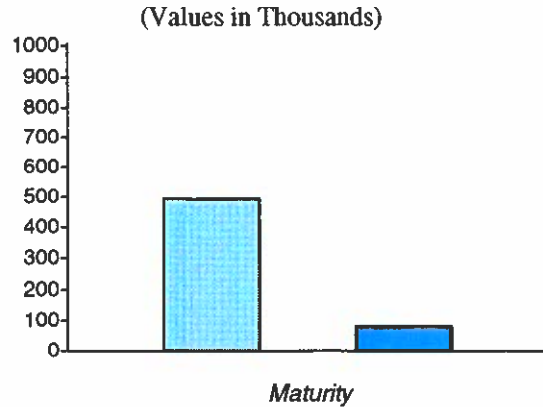


Portfolio Analysis


Statement of Value and Activity

June 1, 2021 - June 30, 2021

Bond Maturity Schedule



Bond Quality Summary



	Bond Maturity	Market Value
■	86% Less than 1 year	\$488,827.80
■	14% 1 to 5 years	\$79,365.00
	0% 5 to 10 years	\$0.00
	0% 10 to 15 years	\$0.00
	0% 15 to 20 years	\$0.00
	0% 20 + years	\$0.00
100%	Total	\$568,192.80

	Quality Rating	Market Value
■	0% AAA	\$0.00
■	49% AA	\$277,375.50
	0% A	\$0.00
	0% BBB	\$0.00
■	51% Other	\$290,817.30
100%	Total	\$568,192.80



Wealth Management

P.O. Box 930, Bangor, ME 04402

Relationship Officer: Julie Shephard
Phone Number: 207-248-4204
Email: julie.shephard@bangor.com

Investment Officer: Brett S. Miller
Phone Number: 207-974-4168
Email: brett.miller@bangor.com

Cover Page Section

Statement of Value and Activity

June 1, 2021 - June 30, 2021

Hampden Environ REV Trust 1/19/1993
440053015

Table of Contents

Account Summary	1
Portfolio Analysis	2
Asset Detail	3
Transaction Summary	6
Transaction Detail	7
Pending Trades	11

0000886 - 0500408

Hampden Environmental Trust
c/o Paula Scott, Town Manager
106 Western Ave
Hampden ME 04444-1436



0000886 - 0500406

This page intentionally left blank.



Account Summary

Statement of Value and Activity

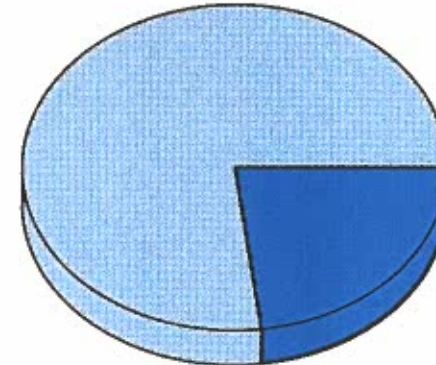
June 1, 2021 - June 30, 2021

Market Value Reconciliation

	<i>This Period</i>	<i>1/1/21 to 6/30/21</i>
Beginning Market Value	\$2,841,798.09	\$2,871,196.99
Additions	\$0.00	\$0.00
Distributions	-\$7,425.27	-\$35,880.72
Income	\$6,139.39	\$26,964.99
Non Cash Asset Changes	\$0.00	\$0.00
Change in Market Value	-\$3,980.10	-\$25,749.15
Ending Market Value	\$2,836,532.11	\$2,836,532.11
Realized Gains/Losses	\$0.00	\$0.00

Asset Allocation Summary

	<i>Asset Class</i>	<i>Balance</i>
77%	Fixed Income	\$2,170,504.35
23%	Cash and Equivalents	\$666,027.76
100%	Total Assets Value	\$2,836,532.11

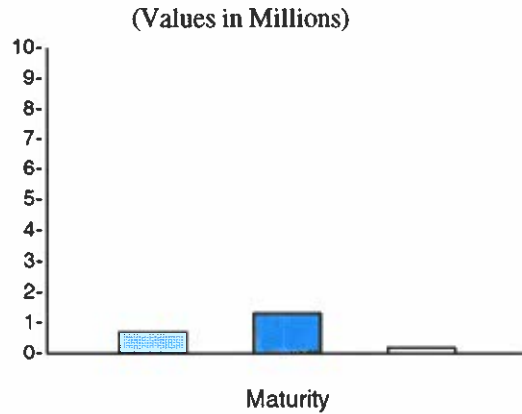


Portfolio Analysis

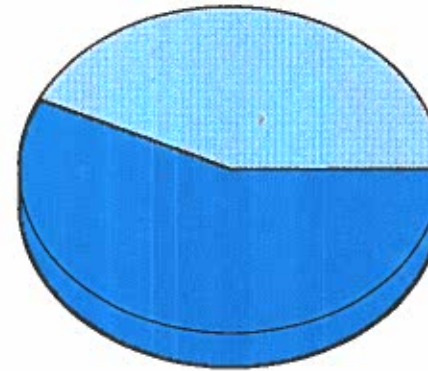
Statement of Value and Activity

June 1, 2021 - June 30, 2021

Bond Maturity Schedule



Bond Quality Summary



	Bond Maturity	Market Value
33%	Less than 1 year	\$717,399.60
58%	1 to 5 years	\$1,258,948.75
9%	5 to 10 years	\$194,156.00
0%	10 to 15 years	\$0.00
0%	15 to 20 years	\$0.00
0%	20 + years	\$0.00
100%	Total	\$2,170,504.35

	Quality Rating	Market Value
0%	AAA	\$0.00
43%	AA	\$942,790.35
0%	A	\$0.00
0%	BBB	\$0.00
57%	Other	\$1,227,714.00
100%	Total	\$2,170,504.35



0000887 - 0500406

Asset Detail

Statement of Value and Activity

June 1, 2021 - June 30, 2021

Asset Detail

Description	Shares/Par Value	Current Price	Market Value	Cost Basis	Unrealized G/L	Est. Ann. Income
Cash and Equivalents						
Money Market						
Federated Hermes Govt Obl TICKER: GOFXX	666,027.76	1.000	\$666,027.76	\$666,027.76	\$0.00	\$177.16
Total Cash and Equivalents			\$666,027.76	\$666,027.76	\$0.00	\$177.16
Fixed Income						
Government Securities						
Federal Home Loan Bank DTD 09/01/2011 2.750% 09/10/2021 Non Callable	100,000.00	100.506	\$100,506.00	\$105,618.33	-\$5,112.33	\$2,750.00
Federal Home Loan Bank DTD 03/05/2012 2.375% 09/10/2021 Non Callable	60,000.00	100.441	\$60,264.60	\$62,817.00	-\$2,552.40	\$1,425.00
Federal Home Loan Bank DTD 06/01/2012 2.125% 06/10/2022 Non Callable	150,000.00	101.910	\$152,865.00	\$152,586.00	\$279.00	\$3,187.50
Federal Farm Credit Bank DTD 11/07/2013 2.930% 11/07/2022 Non Callable	100,000.00	103.771	\$103,771.00	\$99,473.00	\$4,298.00	\$2,930.00
Federal Home Loan Bank DTD 05/30/2013 2.500% 05/30/2023 Callable	125,000.00	104.354	\$130,442.50	\$124,271.25	\$6,171.25	\$3,125.00
Federal Farm Credit Bank DTD 11/09/2012 2.130% 11/09/2023 Non Callable	125,000.00	104.188	\$130,235.00	\$119,285.00	\$10,950.00	\$2,662.50

0000888 - 0500405

Asset Detail (continued)

Statement of Value and Activity

June 1, 2021 - June 30, 2021

Description	Shares/Par Value	Current Price	Market Value	Cost Basis	Unrealized G/L	Est. Ann. Income
Federal Farm Credit Bank DTD 02/21/2013 2.330% 02/21/2024 Non Callable	125,000.00	105.088	\$131,360.00	\$120,717.50	\$10,642.50	\$2,912.50
Federal Farm Credit Bank DTD 11/13/2015 2.500% 01/13/2025 Non Callable	125,000.00	106.677	\$133,346.25	\$126,342.27	\$7,003.98	\$3,125.00
			\$942,790.35	\$911,110.35	\$31,680.00	\$22,117.50
<i>US Treasury</i>						
United States Treasury Notes DTD 09/30/2019 1.500% 09/30/2021	200,000.00	100.359	\$200,718.00	\$199,562.50	\$1,155.50	\$3,000.00
United States Treasury Notes DTD 02/15/2019 2.500% 02/15/2022	200,000.00	101.523	\$203,046.00	\$200,096.04	\$2,949.96	\$5,000.00
United States Treasury Notes DTD 11/15/2012 1.625% 11/15/2022	150,000.00	102.016	\$153,024.00	\$150,065.43	\$2,958.57	\$2,437.50
United States Treasury Notes DTD 08/31/2018 2.750% 08/31/2023	150,000.00	105.324	\$157,986.00	\$149,847.66	\$8,138.34	\$4,125.00
United States Treasury Notes DTD 08/15/2015 2.000% 08/15/2025	200,000.00	105.234	\$210,468.00	\$197,046.88	\$13,421.12	\$4,000.00
United States Treasury Notes DTD 08/31/2018 2.750% 08/31/2025	100,000.00	108.316	\$108,316.00	\$99,432.31	\$8,883.69	\$2,750.00



0000888 - 0500406

Asset Detail (continued)

Statement of Value and Activity

June 1, 2021 - June 30, 2021

Description	Shares/Par Value	Current Price	Market Value	Cost Basis	Unrealized G/L	Est. Ann. Income
United States Treasury Notes DTD 02/15/2021 1.125% 02/15/2031	200,000.00	97.078	\$194,156.00	\$189,904.40	\$4,251.60	\$2,250.00
			\$1,227,714.00	\$1,185,955.22	\$41,758.78	\$23,562.50
Total Fixed Income			\$2,170,504.35	\$2,097,065.57	\$73,438.78	\$45,680.00
Total All Assets			\$2,836,532.11	\$2,763,093.33	\$73,438.78	\$45,857.16

0008889 - 0500406

Transaction Summary

Statement of Value and Activity

June 1, 2021 - June 30, 2021

Transaction Summary

<i>Transaction Category</i>	<i>Principal Cash</i>	<i>Income Cash</i>
Beginning Cash Balance on 6/1/21	\$0.00	\$0.00
Additions	\$0.00	\$0.00
Distributions		
Distributions	\$0.00	\$0.00
Fees	-\$1,285.88	-\$1,066.88
Total Distributions	-\$1,285.88	-\$1,066.88
Income		
Interest	\$0.00	\$6,131.25
Dividends	\$0.00	\$8.14
Capital Gains	\$0.00	\$0.00
Other Income	\$0.00	\$0.00
Total Income	\$0.00	\$6,139.39
Purchases	\$0.00	\$0.00
Sales/Maturities	\$300,000.00	\$0.00
Money Market Transactions	-\$298,714.12	\$0.00
Internal Account Transfers	\$0.00	-\$5,072.51
Other	\$0.00	\$0.00
Ending Cash Balance on 6/30/21	\$0.00	\$0.00



0000889 - 0500406

Transaction Detail

Statement of Value and Activity

June 1, 2021 - June 30, 2021

Transaction Details By Category

Date	Transaction Description	Principal Cash	Income Cash	Tax Cost
6/1/21	Beginning Balance	\$0.00	\$0.00	
	Fees			
6/15/21	Basis Point Management Fee Collected Taken Every 3 Months Means 25.0000%	-\$1,066.88	\$0.00	\$0.00
6/15/21	Basis Point Management Fee Collected	\$0.00	-\$1,066.88	\$0.00
6/17/21	Fiduciary Fees Collected Tax Prep Fee for 2020	-\$219.00	\$0.00	\$0.00
	Total Distributions	-\$1,285.88	-\$1,066.88	
	Interest			
6/1/21	FHLB 2.500% 5/30/23 \$0.0125/\$1 PV on 125,000 Par Value Due 5/30/21	\$0.00	\$1,562.50	\$0.00
6/10/21	FHLB 2.125% 6/10/22 \$0.010625/\$1 PV on 150,000 Par Value Due 6/10/21	\$0.00	\$1,593.75	\$0.00
6/11/21	FHLB 2.125% 6/11/21 \$0.010625/\$1 PV on 100,000 Par Value Due 6/11/21	\$0.00	\$1,062.50	\$0.00
6/11/21	FHLB 2.250% 6/11/21 \$0.01125/\$1 PV on 50,000 Par Value Due 6/11/21	\$0.00	\$562.50	\$0.00
6/15/21	FHLMC MTN 1.800% 6/15/21 \$0.009/\$1 PV on 150,000 Par Value Due 6/15/21	\$0.00	\$1,350.00	\$0.00
		\$0.00	\$6,131.25	
	Dividends			
6/1/21	Federated Hermes Govt Obl Dividend from 5/1/21 to 5/31/21	\$0.00	\$8.14	\$0.00
		\$0.00	\$8.14	
	Total Income	\$0.00	\$6,139.39	

00000000 - 06800465

Transaction Detail (continued)

Statement of Value and Activity

June 1, 2021 - June 30, 2021

<i>Date</i>	<i>Transaction Description</i>	<i>Principal Cash</i>	<i>Income Cash</i>	<i>Tax Cost</i>
Purchases				
6/11/21	Accreted Discount on FHLB 2.125% 6/11/21 Fed Basis Increased by \$3,130.00 to \$100,000.00 6/11/21 Market Discount	\$0.00	\$0.00	\$3,130.00
Total Purchases		\$0.00	\$0.00	
Sales/Maturities				
6/11/21	Matured 100,000 Par Value of FHLB 2.125% 6/11/21 Trade Date 6/11/21 Theor. Settlement Date 6/11/21 Taxable to Federal Only 100,000 Par Value at 100 %	\$100,000.00	\$0.00	-\$100,000.00
6/11/21	Matured 50,000 Par Value of FHLB 2.250% 6/11/21 Trade Date 6/11/21 Theor. Settlement Date 6/11/21 Taxable to Federal Only 50,000 Par Value at 100 %	\$50,000.00	\$0.00	-\$50,000.00
6/15/21	Matured 150,000 Par Value of FHLMC MTN 1.800% 6/15/21 Trade Date 6/15/21 Theor. Settlement Date 6/15/21 Taxable to Federal and State 150,000 Par Value at 100 %	\$150,000.00	\$0.00	-\$150,000.00
Total Sales/Maturities		\$300,000.00	\$0.00	



0000890 - 0300406

Transaction Detail (continued)

Statement of Value and Activity

June 1, 2021 - June 30, 2021

<i>Date</i>	<i>Transaction Description</i>	<i>Principal Cash</i>	<i>Income Cash</i>	<i>Tax Cost</i>
Money Market Transactions				
6/11/21	Purchased 150,000 Units of Federated Hermes Govt Obl Trade Date 6/11/21 Theor. Settlement Date 6/11/21 Taxable to Federal and State	-\$150,000.00	\$0.00	\$150,000.00
6/15/21	Purchased 148,933.12 Units of Federated Hermes Govt Obl Trade Date 6/15/21 Theor. Settlement Date 6/15/21 Taxable to Federal and State	-\$148,933.12	\$0.00	\$148,933.12
6/17/21	Sold 219 Units of Federated Hermes Govt Obl Trade Date 6/17/21 Theor. Settlement Date 6/17/21 Taxable to Federal and State	\$219.00	\$0.00	-\$219.00
Total Money Market Transactions		-\$298,714.12	\$0.00	
Internal Account Transfers				
6/1/21	Cash Disbursement Paid to Account # 420036014 Transfer to Principal	\$0.00	-\$1,562.50	\$0.00
6/2/21	Cash Disbursement Paid to Account # 420036014 Transfer to Principal	\$0.00	-\$8.14	\$0.00
6/10/21	Cash Disbursement Paid to Account # 420036014 Transfer to Principal	\$0.00	-\$1,593.75	\$0.00
6/11/21	Cash Disbursement Paid to Account # 420036014 Transfer to Principal	\$0.00	-\$1,625.00	\$0.00

00008931 - 0900406

Transaction Detail (continued)

Statement of Value and Activity

June 1, 2021 - June 30, 2021

<i>Date</i>	<i>Transaction Description</i>	<i>Principal Cash</i>	<i>Income Cash</i>	<i>Tax Cost</i>
6/15/21	Cash Disbursement Paid to Account # 420036014 Transfer to Principal	\$0.00	-\$283.12	\$0.00
Total Internal Account Transfers		\$0.00	-\$5,072.51	
	Other			
6/11/21	Amortized Premium on FHLB 2.250% 6/11/21 Fed Basis Decreased by \$14.58 to \$50,000.00 6/11/21 Current Year Amortization	\$0.00	\$0.00	-\$14.58
Total Other		\$0.00	\$0.00	
6/30/21	Ending Balance	\$0.00	\$0.00	



0000891 - 0900406

Pending Trades

Statement of Value and Activity

June 1, 2021 - June 30, 2021

No pending trades.

0000892 - 0500406



000892 - 0500406



Bangor Savings Bank

Wealth Management

P.O. Box 930, Bangor, ME 04402

**Town of Hampden
RECEIVED**

AUG 0 5 2021

**Office of the
Town Manager**



0300406 04 AT 1.215 A T 4 0 0726 04444-1436 064 B12 P00406
Hampden Environmental Trust
c/o Paula Scott, Town Manager
106 Western Ave
Hampden ME 04444-1436



0000879 - 0500406



Account Summary

Statement of Value and Activity

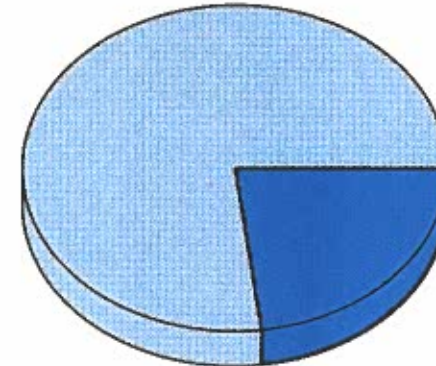
June 1, 2021 - June 30, 2021

Market Value Reconciliation

	<i>This Period</i>	<i>1/1/21 to 6/30/21</i>
Beginning Market Value	\$2,841,798.09	\$2,871,196.99
Additions	\$0.00	\$0.00
Distributions	-\$7,425.27	-\$35,880.72
Income	\$6,139.39	\$26,964.99
Non Cash Asset Changes	\$0.00	\$0.00
Change in Market Value	-\$3,980.10	-\$25,749.15
Ending Market Value	\$2,836,532.11	\$2,836,532.11
Realized Gains/Losses	\$0.00	\$0.00

Asset Allocation Summary

	<i>Asset Class</i>	<i>Balance</i>
77%	Fixed Income	\$2,170,504.35
23%	Cash and Equivalents	\$666,027.76
100%	Total Assets Value	\$2,836,532.11

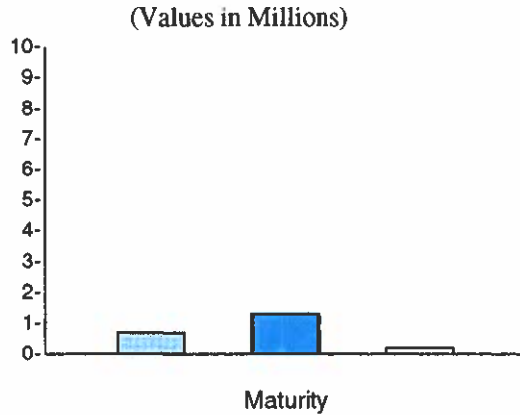


Portfolio Analysis

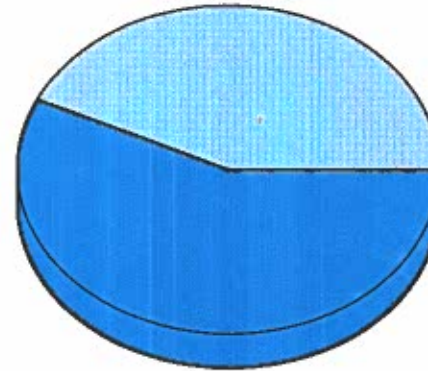
Statement of Value and Activity

June 1, 2021 - June 30, 2021

Bond Maturity Schedule



Bond Quality Summary



	Bond Maturity	Market Value
33%	Less than 1 year	\$717,399.60
58%	1 to 5 years	\$1,258,948.75
9%	5 to 10 years	\$194,156.00
0%	10 to 15 years	\$0.00
0%	15 to 20 years	\$0.00
0%	20 + years	\$0.00
100%	Total	\$2,170,504.35

	Quality Rating	Market Value
0%	AAA	\$0.00
43%	AA	\$942,790.35
0%	A	\$0.00
0%	BBB	\$0.00
57%	Other	\$1,227,714.00
100%	Total	\$2,170,504.35





Wealth Management

P.O. Box 930, Bangor, ME 04402

Relationship Officer: Julie Shephard
Phone Number: 207-248-4204
Email: julie.shephard@bangor.com

Investment Officer: Brett S. Miller
Phone Number: 207-974-4168
Email: brett.miller@bangor.com

Cover Page Section

Statement of Value and Activity

July 1, 2021 - July 31, 2021

Hampden Environ Rev-Income 1/19/1993
420036014

Table of Contents

Account Summary	1
Portfolio Analysis	2
Asset Detail	3
Transaction Summary	5
Transaction Detail	6
Pending Trades	8

0001542 - 0500155

Hampden Environmental Trust
c/o Paula Scott, Town Manager
106 Western Ave
Hampden ME 04444-1436



0001542 - 0500135

This page intentionally left blank.



Account Summary

Statement of Value and Activity


July 1, 2021 - July 31, 2021

Market Value Reconciliation

	<i>This Period</i>	<i>1/1/21 to 7/31/21</i>
Beginning Market Value	\$606,658.37	\$597,694.42
Additions	\$0.00	\$0.00
Distributions	\$1,573.79	\$10,861.32
Income	\$0.78	\$5,230.90
Non Cash Asset Changes	\$0.00	\$0.00
Change in Market Value	-\$479.90	-\$6,033.60
Ending Market Value	\$607,753.04	\$607,753.04
Realized Gains/Losses	\$0.00	\$0.00

Asset Allocation Summary

	<i>Asset Class</i>	<i>Balance</i>
93%	Fixed Income	\$567,712.90
7%	Cash and Equivalents	\$40,040.14
100%	Total Assets Value	\$607,753.04

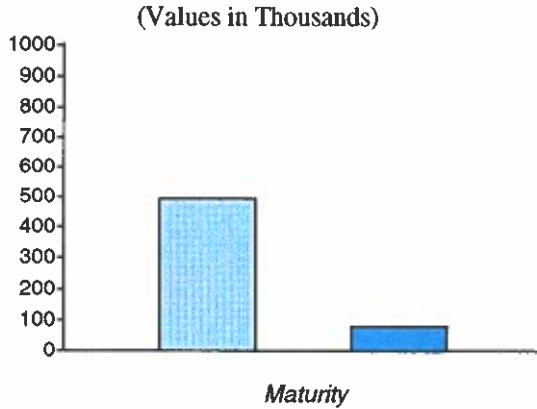


Portfolio Analysis

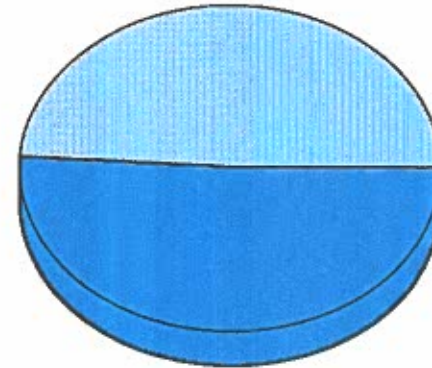
Statement of Value and Activity

July 1, 2021 - July 31, 2021

Bond Maturity Schedule



Bond Quality Summary



	Bond Maturity	Market Value
■	86% Less than 1 year	\$488,101.90
■	14% 1 to 5 years	\$79,611.00
	0% 5 to 10 years	\$0.00
	0% 10 to 15 years	\$0.00
	0% 15 to 20 years	\$0.00
	0% 20 + years	\$0.00
100%	Total	\$567,712.90

	Quality Rating	Market Value
■	0% AAA	\$0.00
■	49% AA	\$276,967.00
	0% A	\$0.00
	0% BBB	\$0.00
■	51% Other	\$290,745.90
100%	Total	\$567,712.90



0001543 - 0500155

Asset Detail

Statement of Value and Activity

July 1, 2021 - July 31, 2021

Asset Detail

<i>Description</i>	<i>Shares/Par Value</i>	<i>Current Price</i>	<i>Market Value</i>	<i>Cost Basis</i>	<i>Unrealized G/L</i>	<i>Est. Ann. Income</i>
<i>Cash and Equivalents</i>						
<i>Money Market</i>						
Federated Hermes Govt Obl TICKER: GOFXX	40,040.14	1.000	\$40,040.14	\$40,040.14	\$0.00	\$9.92
Total Cash and Equivalents			\$40,040.14	\$40,040.14	\$0.00	\$9.92
<i>Fixed Income</i>						
<i>Government Securities</i>						
Federal Home Loan Bank DTD 03/05/2012 2.375% 09/10/2021 Non Callable	50,000.00	100.247	\$50,123.50	\$52,347.50	-\$2,224.00	\$1,187.50
Federal Farm Credit Bank DTD 10/14/2016 1.400% 10/14/2021 Non Callable	50,000.00	100.267	\$50,133.50	\$49,830.00	\$303.50	\$700.00
Federal Farm Credit Bank DTD 11/09/2012 1.700% 11/09/2021 Non Callable	75,000.00	100.436	\$75,327.00	\$72,471.75	\$2,855.25	\$1,275.00
Federal Home Loan Bank DTD 04/08/2016 1.585% 04/08/2022 Non Callable	50,000.00	101.014	\$50,507.00	\$50,019.34	\$487.66	\$792.50
Federal Home Loan Bank DTD 06/01/2012 2.125% 06/10/2022 Non Callable	50,000.00	101.752	\$50,876.00	\$50,862.00	\$14.00	\$1,062.50
			\$276,967.00	\$275,530.59	\$1,436.41	\$5,017.50

0001544 - 0500155

Asset Detail (continued)

Statement of Value and Activity

July 1, 2021 - July 31, 2021

Description	Shares/Par Value	Current Price	Market Value	Cost Basis	Unrealized G/L	Est. Ann. Income
<i>US Treasury</i>						
United States Treasury Notes DTD 09/30/2019 1.500% 09/30/2021	150,000.00	100.233	\$150,349.50	\$149,671.88	\$677.62	\$2,250.00
United States Treasury Notes DTD 02/15/2019 2.500% 02/15/2022	60,000.00	101.309	\$60,785.40	\$60,028.81	\$756.59	\$1,500.00
United States Treasury Notes DTD 12/31/2017 2.250% 12/31/2024	75,000.00	106.148	\$79,611.00	\$72,117.19	\$7,493.81	\$1,687.50
			\$290,745.90	\$281,817.88	\$8,928.02	\$5,437.50
Total Fixed Income			\$567,712.90	\$557,348.47	\$10,364.43	\$10,455.00
Total All Assets			\$607,753.04	\$597,388.61	\$10,364.43	\$10,464.92



0001544 - 0500155

Transaction Summary

Statement of Value and Activity

July 1, 2021 - July 31, 2021

Transaction Summary

<i>Transaction Category</i>	<i>Principal Cash</i>	<i>Income Cash</i>
Beginning Cash Balance on 7/1/21	\$0.00	\$0.00
Additions	\$0.00	\$0.00
Distributions		
Distributions	\$0.00	\$0.00
Fees	\$0.00	\$0.00
Total Distributions	\$0.00	\$0.00
Income		
Interest	\$0.00	\$0.00
Dividends	\$0.00	\$0.78
Capital Gains	\$0.00	\$0.00
Other Income	\$0.00	\$0.00
Total Income	\$0.00	\$0.78
Purchases	\$0.00	\$0.00
Sales/Maturities	\$0.00	\$0.00
Money Market Transactions	-\$1,574.57	\$0.00
Internal Account Transfers	\$1,573.79	\$0.00
Other	\$0.00	\$0.00
Ending Cash Balance on 7/31/21	-\$0.78	\$0.78

0001545 - 0500155

Transaction Detail

Statement of Value and Activity

July 1, 2021 - July 31, 2021

Transaction Details By Category

<i>Date</i>	<i>Transaction Description</i>	<i>Principal Cash</i>	<i>Income Cash</i>	<i>Tax Cost</i>
7/1/21	Beginning Balance	\$0.00	\$0.00	
	Dividends			
7/1/21	Federated Hermes Govt Obl Dividend from 6/1/21 to 6/30/21	\$0.00	\$0.78	\$0.00
Total Income		\$0.00	\$0.78	
	Money Market Transactions			
7/2/21	Purchased 12.07 Units of Federated Hermes Govt Obl Trade Date 7/2/21 Theor. Settlement Date 7/2/21 Taxable to Federal and State	-\$12.07	\$0.00	\$12.07
7/13/21	Purchased 1,562.5 Units of Federated Hermes Govt Obl Trade Date 7/13/21 Theor. Settlement Date 7/13/21 Taxable to Federal and State	-\$1,562.50	\$0.00	\$1,562.50
Total Money Market Transactions		-\$1,574.57	\$0.00	
	Internal Account Transfers			
7/2/21	Cash Receipt Transfer from Income Paid from Account # 440053015	\$11.29	\$0.00	\$0.00



0001545 - 0500135

Transaction Detail (continued)

Statement of Value and Activity

July 1, 2021 - July 31, 2021

<i>Date</i>	<i>Transaction Description</i>	<i>Principal Cash</i>	<i>Income Cash</i>	<i>Tax Cost</i>
7/13/21	Cash Receipt Transfer from Income Paid from Account # 440053015	\$1,562.50	\$0.00	\$0.00
Total Internal Account Transfers		\$1,573.79	\$0.00	
7/31/21	Ending Balance	-\$0.78	\$0.78	

0001546 - 0500155

Pending Trades

Statement of Value and Activity

July 1, 2021 - July 31, 2021

No pending trades.



0001546 - 0900155



Account Summary

Statement of Value and Activity


July 1, 2021 - July 31, 2021

Market Value Reconciliation

	<i>This Period</i>	<i>1/1/21 to 7/31/21</i>
Beginning Market Value	\$606,658.37	\$597,694.42
Additions	\$0.00	\$0.00
Distributions	\$1,573.79	\$10,861.32
Income	\$0.78	\$5,230.90
Non Cash Asset Changes	\$0.00	\$0.00
Change in Market Value	-\$479.90	-\$6,033.60
Ending Market Value	\$607,753.04	\$607,753.04
Realized Gains/Losses	\$0.00	\$0.00

Asset Allocation Summary

	<i>Asset Class</i>	<i>Balance</i>
93%	Fixed Income	\$567,712.90
7%	Cash and Equivalents	\$40,040.14
100%	Total Assets Value	\$607,753.04



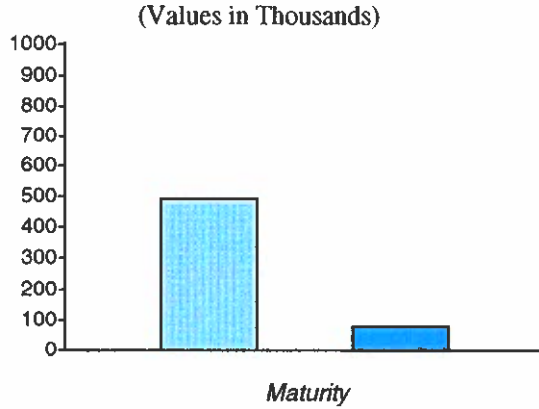
0001543 - 0500155

Portfolio Analysis


Statement of Value and Activity

July 1, 2021 - July 31, 2021

Bond Maturity Schedule



Bond Quality Summary



	Bond Maturity	Market Value
86%	Less than 1 year	\$488,101.90
14%	1 to 5 years	\$79,611.00
0%	5 to 10 years	\$0.00
0%	10 to 15 years	\$0.00
0%	15 to 20 years	\$0.00
0%	20 + years	\$0.00
100%	Total	\$567,712.90

	Quality Rating	Market Value
0%	AAA	\$0.00
49%	AA	\$276,967.00
0%	A	\$0.00
0%	BBB	\$0.00
51%	Other	\$290,745.90
100%	Total	\$567,712.90



0001543 - 0500155



Wealth Management

P.O. Box 930, Bangor, ME 04402

Relationship Officer: Julie Shephard
Phone Number: 207-248-4204
Email: julie.shephard@bangor.com

Investment Officer: Brett S. Miller
Phone Number: 207-974-4168
Email: brett.miller@bangor.com

Cover Page Section

Statement of Value and Activity

July 1, 2021 - July 31, 2021

Hampden Environ REV Trust 1/19/1993
440053015

Table of Contents

Account Summary	1
Portfolio Analysis	2
Asset Detail	3
Transaction Summary	6
Transaction Detail	7
Pending Trades	13

0001547 - 0500155

Hampden Environmental Trust
c/o Paula Scott, Town Manager
106 Western Ave
Hampden ME 04444-1436



This page intentionally left blank.

0001547 - 0500155



Account Summary

Statement of Value and Activity


July 1, 2021 - July 31, 2021

Market Value Reconciliation

	<i>This Period</i>	<i>1/1/21 to 7/31/21</i>
Beginning Market Value	\$2,836,532.11	\$2,871,196.99
Additions	\$0.00	\$0.00
Distributions	-\$1,573.79	-\$37,454.51
Income	\$1,164.82	\$28,129.81
Non Cash Asset Changes	\$0.00	\$0.00
Change in Market Value	\$4,252.98	-\$21,496.17
Ending Market Value	\$2,840,376.12	\$2,840,376.12
Realized Gains/Losses	\$0.00	\$0.00

Asset Allocation Summary

	<i>Asset Class</i>	<i>Balance</i>
96%	Fixed Income	\$2,725,723.95
4%	Cash and Equivalents	\$114,652.17
100%	Total Assets Value	\$2,840,376.12

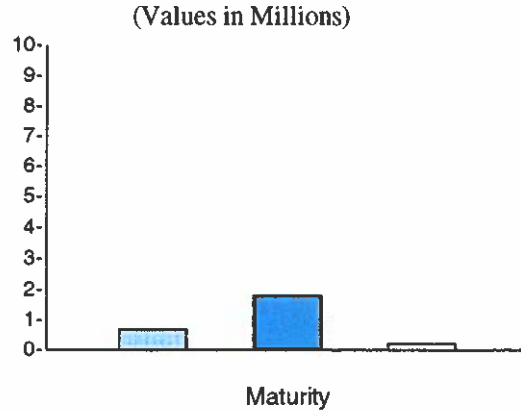


Portfolio Analysis

Statement of Value and Activity

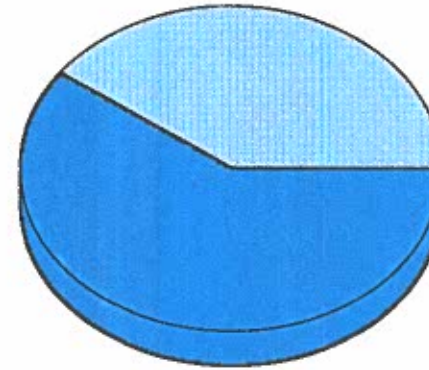
July 1, 2021 - July 31, 2021

Bond Maturity Schedule



	Bond Maturity	Market Value
26%	Less than 1 year	\$716,139.20
67%	1 to 5 years	\$1,811,334.75
7%	5 to 10 years	\$198,250.00
0%	10 to 15 years	\$0.00
0%	15 to 20 years	\$0.00
0%	20 + years	\$0.00
100%	Total	\$2,725,723.95

Bond Quality Summary



	Quality Rating	Market Value
0%	AAA	\$0.00
40%	AA	\$1,093,684.95
0%	A	\$0.00
0%	BBB	\$0.00
60%	Other	\$1,632,039.00
100%	Total	\$2,725,723.95



0001548 - 0900155

Asset Detail

Statement of Value and Activity

July 1, 2021 - July 31, 2021

Asset Detail

Description	Shares/Par Value	Current Price	Market Value	Cost Basis	Unrealized G/L	Est. Ann. Income
Cash and Equivalents						
Money Market						
Federated Hermes Govt Obl TICKER: GOFXX	114,652.17	1.000	\$114,652.17	\$114,652.17	\$0.00	\$28.41
Total Cash and Equivalents			\$114,652.17	\$114,652.17	\$0.00	\$28.41
Fixed Income						
Government Securities						
Federal Home Loan Bank DTD 09/01/2011 2.750% 09/10/2021 Non Callable	100,000.00	100.279	\$100,279.00	\$105,618.33	-\$5,339.33	\$2,750.00
Federal Home Loan Bank DTD 03/05/2012 2.375% 09/10/2021 Non Callable	60,000.00	100.247	\$60,148.20	\$62,817.00	-\$2,668.80	\$1,425.00
Federal Home Loan Bank DTD 06/01/2012 2.125% 06/10/2022 Non Callable	150,000.00	101.752	\$152,628.00	\$152,586.00	\$42.00	\$3,187.50
Federal Farm Credit Bank DTD 11/07/2013 2.930% 11/07/2022 Non Callable	100,000.00	103.561	\$103,561.00	\$99,473.00	\$4,088.00	\$2,930.00
Federal Home Loan Bank DTD 05/30/2013 2.500% 05/30/2023 Callable	125,000.00	104.278	\$130,347.50	\$124,271.25	\$6,076.25	\$3,125.00
Federal Farm Credit Bank DTD 11/09/2012 2.130% 11/09/2023 Non Callable	125,000.00	104.251	\$130,313.75	\$119,285.00	\$11,028.75	\$2,662.50

0001549 - 0500155

Asset Detail (continued)

Statement of Value and Activity

July 1, 2021 - July 31, 2021

Description	Shares/Par Value	Current Price	Market Value	Cost Basis	Unrealized G/L	Est. Ann. Income
Federal Farm Credit Bank DTD 02/21/2013 2.330% 02/21/2024 Non Callable	125,000.00	105.165	\$131,456.25	\$120,717.50	\$10,738.75	\$2,912.50
Federal Farm Credit Bank DTD 11/13/2015 2.500% 01/13/2025 Non Callable	125,000.00	107.013	\$133,766.25	\$126,180.89	\$7,585.36	\$3,125.00
Federal Home Loan Bank DTD 07/01/2021 0.875% 06/12/2026 Non Callable	150,000.00	100.790	\$151,185.00	\$151,326.00	-\$141.00	\$1,312.50
			\$1,093,684.95	\$1,062,274.97	\$31,409.98	\$23,430.00
US Treasury						
United States Treasury Notes DTD 09/30/2019 1.500% 09/30/2021	200,000.00	100.233	\$200,466.00	\$199,562.50	\$903.50	\$3,000.00
United States Treasury Notes DTD 02/15/2019 2.500% 02/15/2022	200,000.00	101.309	\$202,618.00	\$200,096.04	\$2,521.96	\$5,000.00
United States Treasury Notes DTD 11/15/2012 1.625% 11/15/2022	150,000.00	101.957	\$152,935.50	\$150,065.43	\$2,870.07	\$2,437.50
United States Treasury Notes DTD 08/31/2018 2.750% 08/31/2023	150,000.00	105.289	\$157,933.50	\$149,847.66	\$8,085.84	\$4,125.00
United States Treasury Notes DTD 07/31/2020 0.250% 07/31/2025	200,000.00	98.820	\$197,640.00	\$197,687.50	-\$47.50	\$500.00
United States Treasury Notes DTD 08/15/2015 2.000% 08/15/2025	200,000.00	105.770	\$211,540.00	\$197,046.88	\$14,493.12	\$4,000.00
United States Treasury Notes DTD 08/31/2018 2.750% 08/31/2025	100,000.00	108.844	\$108,844.00	\$99,432.31	\$9,411.69	\$2,750.00
United States Treasury Notes DTD 06/30/2021 0.875% 06/30/2026	200,000.00	100.906	\$201,812.00	\$201,953.12	-\$141.12	\$1,750.00



0001549 - 0500155

Asset Detail (continued)

Statement of Value and Activity

July 1, 2021 - July 31, 2021

Description	Shares/Par Value	Current Price	Market Value	Cost Basis	Unrealized G/L	Est. Ann. Income
United States Treasury Notes DTD 02/15/2021 1.125% 02/15/2031	200,000.00	99.125	\$198,250.00	\$189,904.40	\$8,345.60	\$2,250.00
			\$1,632,039.00	\$1,585,595.84	\$46,443.16	\$25,812.50
Total Fixed Income			\$2,725,723.95	\$2,647,870.81	\$77,853.14	\$49,242.50
Total All Assets			\$2,840,376.12	\$2,762,522.98	\$77,853.14	\$49,270.91

0001550 - 0500155

Transaction Summary

Statement of Value and Activity

July 1, 2021 - July 31, 2021

Transaction Summary

<i>Transaction Category</i>	<i>Principal Cash</i>	<i>Income Cash</i>
Beginning Cash Balance on 7/1/21	\$0.00	\$0.00
Additions	\$0.00	\$0.00
Distributions		
Distributions	\$0.00	\$0.00
Fees	\$0.00	\$0.00
Total Distributions	\$0.00	\$0.00
Income		
Interest	\$0.00	\$1,153.53
Dividends	\$0.00	\$11.29
Capital Gains	\$0.00	\$0.00
Other Income	\$0.00	\$0.00
Total Income	\$0.00	\$1,164.82
Purchases	-\$550,966.62	\$0.00
Sales/Maturities	\$0.00	\$0.00
Money Market Transactions	\$551,375.59	\$0.00
Internal Account Transfers	\$0.00	-\$1,573.79
Other	\$0.00	\$0.00
Ending Cash Balance on 7/31/21	\$408.97	-\$408.97



0001550 - 0500155

Transaction Detail

Statement of Value and Activity

July 1, 2021 - July 31, 2021

Transaction Details By Category

<i>Date</i>	<i>Transaction Description</i>	<i>Principal Cash</i>	<i>Income Cash</i>	<i>Tax Cost</i>
7/1/21	Beginning Balance	\$0.00	\$0.00	
	Interest			
7/13/21	FFCB 2.500% 1/13/25 \$0.0125/\$1 PV on 125,000 Par Value Due 7/13/21	\$0.00	\$1,562.50	\$0.00
7/21/21	Paid Accrued Interest on Purchase of U.S. Treasury Notes 0.250% 7/31/25	\$0.00	-\$236.19	\$0.00
7/21/21	Paid Accrued Interest on Purchase of T 0 ? 06/30/26 0.875% 6/30/26	\$0.00	-\$99.86	\$0.00
7/21/21	Paid Accrued Interest on Purchase of FHLB 0 ? 06/12/26 0.875% 6/12/26	\$0.00	-\$72.92	\$0.00
		\$0.00	\$1,153.53	
	Dividends			
7/1/21	Federated Hermes Govt Obl Dividend from 6/1/21 to 6/30/21	\$0.00	\$11.29	\$0.00
		\$0.00	\$11.29	
Total Income		\$0.00	\$1,164.82	

0001551 - 0500155

Transaction Detail (continued)

Statement of Value and Activity

July 1, 2021 - July 31, 2021

<i>Date</i>	<i>Transaction Description</i>	<i>Principal Cash</i>	<i>Income Cash</i>	<i>Tax Cost</i>
	Purchases			
7/21/21	Purchased 200,000 Par Value of U.S. Treasury Notes 0.250% 7/31/25 Trade Date 7/20/21 Theor. Settlement Date 7/21/21 Purchased through Stifel, Nicolaus & Co., Inc. Purchase Interest \$236.19 Taxable to Federal Only Moxy Order Number: 280593 200,000 Par Value at 98.84375 %	-\$197,687.50	\$0.00	\$197,687.50
7/21/21	Purchased 200,000 Par Value of T 0 ? 06/30/26 0.875% 6/30/26 Trade Date 7/20/21 Theor. Settlement Date 7/21/21 Purchased through Stifel, Nicolaus & Co., Inc. Purchase Interest \$99.86 Taxable to Federal Only Moxy Order Number: 280594 200,000 Par Value at 100.976562 %	-\$201,953.12	\$0.00	\$201,953.12
7/21/21	Purchased 150,000 Par Value of FHLB 0 ? 06/12/26 0.875% 6/12/26 Trade Date 7/20/21 Theor. Settlement Date 7/21/21 Purchased through Wells Fargo Securities, LLC Purchase Interest \$72.92 Taxable to Federal Only Moxy Order Number: 280624 150,000 Par Value at 100.884 %	-\$151,326.00	\$0.00	\$151,326.00
Total Purchases		-\$550,966.62	\$0.00	



0001551 - 0500155

Transaction Detail (continued)

Statement of Value and Activity

July 1, 2021 - July 31, 2021

Date	Transaction Description	Principal Cash	Income Cash	Tax Cost
	Money Market Transactions			
7/21/21	Sold 408.97 Units of Federated Hermes Govt Obl Trade Date 7/21/21 Theor. Settlement Date 7/21/21 Taxable to Federal and State	\$408.97	\$0.00	-\$408.97
7/21/21	Sold 550,966.62 Units of Federated Hermes Govt Obl Trade Date 7/21/21 Theor. Settlement Date 7/21/21 Taxable to Federal and State	\$550,966.62	\$0.00	-\$550,966.62
7/22/21	Sold 408.97 Units of Federated Hermes Govt Obl Trade Date 7/22/21 Theor. Settlement Date 7/22/21 Taxable to Federal and State	\$408.97	\$0.00	-\$408.97
7/22/21	Purchased 408.97 Units of Federated Hermes Govt Obl Trade Date 7/22/21 Theor. Settlement Date 7/22/21 Taxable to Federal and State	-\$408.97	\$0.00	\$408.97
7/23/21	Sold 408.97 Units of Federated Hermes Govt Obl Trade Date 7/23/21 Theor. Settlement Date 7/23/21 Taxable to Federal and State	\$408.97	\$0.00	-\$408.97
7/23/21	Purchased 408.97 Units of Federated Hermes Govt Obl Trade Date 7/23/21 Theor. Settlement Date 7/23/21 Taxable to Federal and State	-\$408.97	\$0.00	\$408.97

0001552 - 0600155

Transaction Detail (continued)

Statement of Value and Activity

July 1, 2021 - July 31, 2021

<i>Date</i>	<i>Transaction Description</i>	<i>Principal Cash</i>	<i>Income Cash</i>	<i>Tax Cost</i>
7/26/21	Sold 408.97 Units of Federated Hermes Govt Obl Trade Date 7/26/21 Theor. Settlement Date 7/26/21 Taxable to Federal and State	\$408.97	\$0.00	-\$408.97
7/26/21	Purchased 408.97 Units of Federated Hermes Govt Obl Trade Date 7/26/21 Theor. Settlement Date 7/26/21 Taxable to Federal and State	-\$408.97	\$0.00	\$408.97
7/27/21	Sold 408.97 Units of Federated Hermes Govt Obl Trade Date 7/27/21 Theor. Settlement Date 7/27/21 Taxable to Federal and State	\$408.97	\$0.00	-\$408.97
7/27/21	Purchased 408.97 Units of Federated Hermes Govt Obl Trade Date 7/27/21 Theor. Settlement Date 7/27/21 Taxable to Federal and State	-\$408.97	\$0.00	\$408.97
7/28/21	Sold 408.97 Units of Federated Hermes Govt Obl Trade Date 7/28/21 Theor. Settlement Date 7/28/21 Taxable to Federal and State	\$408.97	\$0.00	-\$408.97
7/28/21	Purchased 408.97 Units of Federated Hermes Govt Obl Trade Date 7/28/21 Theor. Settlement Date 7/28/21 Taxable to Federal and State	-\$408.97	\$0.00	\$408.97



0001552 - 0500155

Transaction Detail (continued)

Statement of Value and Activity

July 1, 2021 - July 31, 2021

<i>Date</i>	<i>Transaction Description</i>	<i>Principal Cash</i>	<i>Income Cash</i>	<i>Tax Cost</i>
7/29/21	Sold 408.97 Units of Federated Hermes Govt Obl Trade Date 7/29/21 Theor. Settlement Date 7/29/21 Taxable to Federal and State	\$408.97	\$0.00	-\$408.97
7/29/21	Purchased 408.97 Units of Federated Hermes Govt Obl Trade Date 7/29/21 Theor. Settlement Date 7/29/21 Taxable to Federal and State	-\$408.97	\$0.00	\$408.97
7/30/21	Sold 408.97 Units of Federated Hermes Govt Obl Trade Date 7/30/21 Theor. Settlement Date 7/30/21 Taxable to Federal and State	\$408.97	\$0.00	-\$408.97
7/30/21	Purchased 408.97 Units of Federated Hermes Govt Obl Trade Date 7/30/21 Theor. Settlement Date 7/30/21 Taxable to Federal and State	-\$408.97	\$0.00	\$408.97
Total Money Market Transactions		\$551,375.59	\$0.00	
Internal Account Transfers				
7/2/21	Cash Disbursement Paid to Account # 420036014 Transfer to Principal	\$0.00	-\$11.29	\$0.00
7/13/21	Cash Disbursement Paid to Account # 420036014 Transfer to Principal	\$0.00	-\$1,562.50	\$0.00
Total Internal Account Transfers		\$0.00	-\$1,573.79	

0001553 - 0901155

Transaction Detail (continued)

Statement of Value and Activity

July 1, 2021 - July 31, 2021

<i>Date</i>	<i>Transaction Description</i>	<i>Principal Cash</i>	<i>Income Cash</i>	<i>Tax Cost</i>
	Other			
7/13/21	Amortized Premium on FFCB 2.500% 1/13/25 Fed Basis Decreased by \$161.38 to \$126,180.89 7/13/21 Current Year Amortization	\$0.00	\$0.00	-\$161.38
Total Other		\$0.00	\$0.00	
7/31/21	Ending Balance	\$408.97	-\$408.97	



0001553 - 0500155

Pending Trades

Statement of Value and Activity

July 1, 2021 - July 31, 2021

No pending trades.

0001334 - 0500155



0001554 - 0500155



Account Summary

Statement of Value and Activity

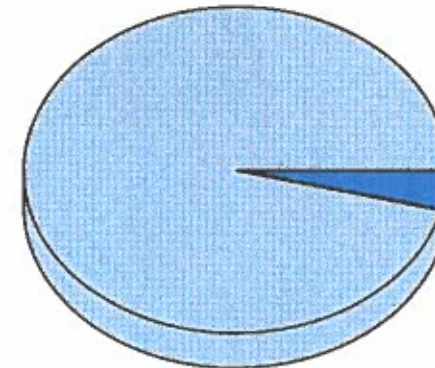
July 1, 2021 - July 31, 2021

Market Value Reconciliation

	<i>This Period</i>	<i>1/1/21 to 7/31/21</i>
Beginning Market Value	\$2,836,532.11	\$2,871,196.99
Additions	\$0.00	\$0.00
Distributions	-\$1,573.79	-\$37,454.51
Income	\$1,164.82	\$28,129.81
Non Cash Asset Changes	\$0.00	\$0.00
Change in Market Value	\$4,252.98	-\$21,496.17
Ending Market Value	\$2,840,376.12	\$2,840,376.12
Realized Gains/Losses	\$0.00	\$0.00

Asset Allocation Summary

	<i>Asset Class</i>	<i>Balance</i>
96%	Fixed Income	\$2,725,723.95
4%	Cash and Equivalents	\$114,652.17
100%	Total Assets Value	\$2,840,376.12

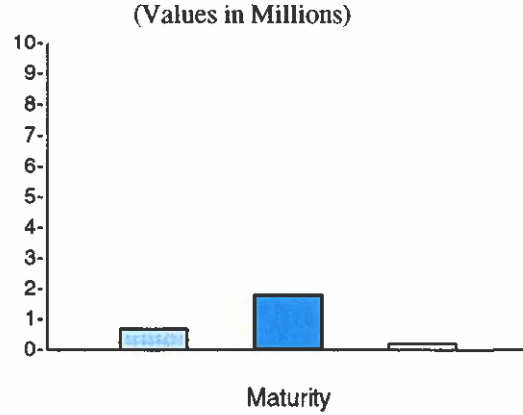


Portfolio Analysis

Statement of Value and Activity

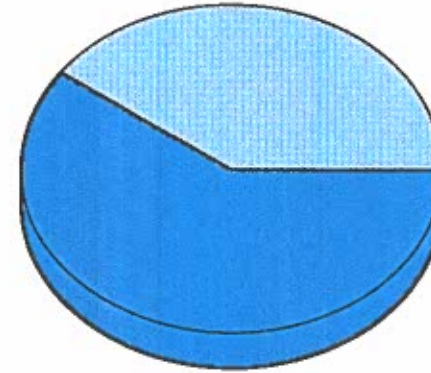
July 1, 2021 - July 31, 2021

Bond Maturity Schedule



	Bond Maturity	Market Value
26%	Less than 1 year	\$716,139.20
67%	1 to 5 years	\$1,811,334.75
7%	5 to 10 years	\$198,250.00
0%	10 to 15 years	\$0.00
0%	15 to 20 years	\$0.00
0%	20 + years	\$0.00
100%	Total	\$2,725,723.95

Bond Quality Summary



	Quality Rating	Market Value
0%	AAA	\$0.00
40%	AA	\$1,093,684.95
0%	A	\$0.00
0%	BBB	\$0.00
60%	Other	\$1,632,039.00
100%	Total	\$2,725,723.95



0001548 - 0500155

Eligible Costs Incurred, Proposed for Environmental Trust Reimbursement for FY21

Source of Proposed Reimbursement

Date	Invoice #	Paid	Vendor	Purpose	Expense	Category of Stormwater Management Cost					Principal	Income	Receipt	Date to Env. Trust	Account #	
						Maintenance	Compliance Documentation	Supplies	Contracted Services	Training/Travel						
07/02/20	3541	07/20/20	Whitmore Contracting, Inc	Western Ave. Parking	\$ 30,591.00	\$ 30,591.00						\$ 30,591.00	Y	9/24/2020	3-767-00	
07/31/20	3655	08/17/20	Whitmore Contracting, Inc	Pool Parking Lot	\$ 1,127.00	\$ 1,127.00						\$ 1,127.00	Y	9/24/2020	3-767-00	
08/03/20	27055	08/06/20	Plymouth Engineering, Inc.	Rec. Parking Lot	\$ 400.00			\$ 400.00				\$ 400.00	Y	9/24/2020	3-767-00	
08/05/20	E183178	08/17/20	Donovan Equip. Co.,Inc.	2020 Jet/Vac Truck reimb	\$ 116,456.48		\$ 116,456.48					\$ 116,456.48	Y	9/24/2020	2-220-00	
08/05/20	E183178	08/17/20	Donovan Equip. Co.,Inc.	2020 Jet/Vac Truck reimb	\$ 71,043.52		\$ 71,043.52					\$ 71,043.52	Y	9/24/2020	01-48	
09/08/20	27122	09/14/20	Plymouth Engineering, Inc.	Rec. Parking Lot	\$ 843.13			\$ 843.13				\$ 843.13	Y	9/24/2020	3-767-00	
09/14/20	5753930	09/21/20	Everett J. Prescott Inc.	Ditch Erosion	\$ 127.62	\$ 127.62						\$ 127.62	Y	9/24/2020	01-48	
09/08/20	5760590	09/16/20	Everett J. Prescott Inc.	Cascade Grate MDOT	\$ 213.92	\$ 213.92						\$ 213.92	Y	1/7/2021	10-10-22-05	
09/30/20	2020-927	10/06/20	SEE, Inc.	Engineering Consulting	\$ 12,362.45		\$ 12,362.45					\$ 12,362.45	Y	1/7/2021	10-10-22-20	
10/28/20	68002050	11/04/20	Dirigo Materials	Ditching Material	\$ 151.38		\$ 151.38					\$ 151.38	Y	1/7/2021	10-10-22-01	
11/05/20	1004783	11/17/20	Sargent Materials		\$ 400.79		\$ 400.79					\$ 400.79	Y	1/7/2021	10-10-22-01	
01/06/21	2703	01/19/21	Drumlin Environmental LLC	Technical Consultant	\$ 6,555.00					\$ 6,555.00			Y	1/7/2021	10-10-22-05	
4/22/2021	5850870	4/28/2021	Everett J. Prescott Inc.	Pipe for Culverts	1,238.40		1,238.40					1,238.40	Y	5/13/2021	10-10-22-01	
06/01/20	2021-968	06/07/20	SEE, Inc.	Engineering Consulting	\$ 16,014.65		\$ 16,014.65					\$ 16,014.65	Y	9/9/2021	10-10-22-05	
06/30/20	2021-1051	06/29/20	SEE, Inc.	Engineering Consulting	\$ 2,849.50		\$ 2,849.50					\$ 2,849.50	Y	9/9/2021	10-10-22-05	
											1-351-00	R 01-48				
											\$ 6,555.00	\$ 253,819.84				
											YTD reimbursed to General Fund:		\$ 234,955.69			
											Total Proposed for Reimbursement to General Fund 05/27/2021		\$ 18,864.15			
											Total Proposed in Current Fiscal Year for Reimbursement to General Fund: \$ 253,819.84					
											YTD		Deposit to:			
											Total from Principal	\$ 6,555.00	1-351-11	HCB		
											Total from Income	\$ 253,819.84	R 01-48	Env Tr Rev		
											Budgeted revenue	\$ 187,000.00	FY21 Town Budget			
											Remaining budgeted revenue (FY21)	\$ (66,819.84)				



Stillwater Environmental Engineering, Inc.
PO Box 426
Target Technology Center
20 Godfrey Drive
Orono, ME 04473 US
207-949-0074
pruck@stillwaterenv.com
<http://www.stillwaterenv.com>



BILL TO

Victor Smith
Town of Hampden
106 Western Avenue
Hampden, ME 04444

INVOICE 2021-968

DATE 06/01/2021 TERMS Net 15

DUE DATE 06/16/2021

DATE	ACTIVITY	AMOUNT
05/31/2021	Engineering Consulting Services:Senior Project Manager/Senior Environmental Engineer Tasks: * Client correspondence * Client meetings * Review PY8 action items * Review MDEP response to annual reporting for PY7 * Participate in statewide stakeholder review of proposed MDEP MS4 Permit * SMP development for new MS4 Permit * Prep for and present SW 101 session with Town Council * Review Lura Hoit Pool discharge issue with VS, 38 @ \$110.00	4,180.00
05/31/2021	Engineering Consulting Services:Project Manager Tasks: * Environmental compliance folder organization * MS4 annual report review response preparation * Tradewinds site visit * MS4 stormwater management plan development oversight * MS4 permit development review * PY7 annual report * Catch basin/outfall inspection form development * Construction site inspection form development * IDDE plan update oversight * QAPP development oversight * QUAPP development * Infrastructure inspection preparation * MDEP SMP review response oversight * Stearn's Farm review * SW101 Powerpoint review * Sucker Brook discussions and monitoring oversight * PY8 MS4 inspection oversight, 32.5 @ \$90.00	2,925.00

Thank you for your business!

DATE	ACTIVITY	AMOUNT
05/31/2021	Engineering Consulting Services:Project Scientist Tasks: * MS4 annual report review response preparation * MS4 catch basin inspection oversight * MS4 outfall inspection oversight * MS4 stormwater management plan development * Meeting prep and meetings (MDEP, Sucker Brook) * MS4 IDDE plan preparation * BASWG * SW101 Powerpoint preparation and packet for council * Fulcrum update * Sucker Brook monitoring, 86 @ \$80.00	6,880.00
05/31/2021	Engineering Consulting Services:Intern Tasks: * E. Coli sampling summary * MSGP site visit preparation, binder updates * Inspection check lists * Fulcrum upload * Catch basin inspections, 26 @ \$48.00	1,248.00
05/31/2021	Technology Fee 1 Monthly Fulcrum App Charge for October, November, December, January, February, March, April and May, 8 @ \$75.00	600.00
05/31/2021	Travel Expenses Mileage, 162 @ \$0.65	105.30
05/31/2021	Reimbursable Expenses * Public notice for MS4 Permit coverage (\$61.35) * Certified Mail receipts for MS4 Permit coverage (\$15), 1 @ \$76.35	76.35

For professional services provided by SEE for the period of October 1, 2020 through May 31, 2021.

TOTAL DUE	\$16,014.65
------------------	--------------------

10-10-22-05

VJS 6/7/21

Thank you for your business!



Stillwater Environmental Engineering, Inc.
PO Box 426
Target Technology Center
20 Godfrey Drive
Orono, ME 04473 US
207-949-0074
pruck@stillwaterenv.com
http://www.stillwaterenv.com

10-10-22-05

VJS 6/29/21

ENGINEERING SERVICES

BILL TO

Victor Smith
Town of Hampden
106 Western Avenue
Hampden, ME 04444

INVOICE 2021-1051

DATE 06/30/2021 TERMS Net 15

DUE DATE 07/15/2021

DATE	ACTIVITY	AMOUNT
06/30/2021	Engineering Consulting Services:Senior Project Manager/Senior Environmental Engineer Tasks: * Client correspondence * Provide PY8 O&M/SPCC Training to PW staff * Discuss status of Sucker Brook BMP options with MDEP and Town staff, 4 @ \$110.00	440.00
06/30/2021	Engineering Consulting Services:Project Manager Tasks: * MS4 PY8 post-construction inspection * MS4 PY8 post-construction inspection report preparation * PY8 cleanup/stenciling oversight, 6.5 @ \$90.00	585.00
06/30/2021	Engineering Consulting Services:Project Scientist Tasks: * MS4 PY8 catch basin inspection oversight * MS4 Education and Outreach assistance (stenciling and cleanup coordination) * Participate in MS4 Permit Appeal on behalf of client * Sucker Brook monitoring discussion * PY8 PW Training preparation assistance, 2 @ \$80.00	160.00
06/30/2021	Engineering Consulting Services:Intern Tasks: * MS4 PY8 Catch basin inspections * MS4 PY8 Catch basin stenciling and cleanup * Training quiz evaluation, 32 @ \$45.00	1,440.00
06/30/2021	Technology Fee 1 Monthly Fulcrum App Charge for June, 1 @ \$75.00	75.00
06/30/2021	Travel Expenses Mileage, 230 @ \$0.65	149.50

For professional services provided by SEE for the period of

Thank you for your business!

June 1 through June 30, 2021.

TOTAL DUE

\$2,849.50

Thank you for your business!