

**HAMPDEN ENVIRONMENTAL TRUST
COMMITTEE MEETING**

Thursday, June 15th, 2023

1:00 P.M.

HAMPDEN TOWN OFFICE

A G E N D A

1. Call to Order
2. Approval of Meeting Minutes – December 1, 2022, and March 2, 2023.
3. Review of financial statements from Institutional Trustee (First National Bank)
4. Review of proposed FY23 costs for reimbursement or payment from Environmental Trust, Income
 - a. General Fund payments for Stormwater Management totaling \$28,684.11.
5. Set a date for the next meeting.
6. Adjourn

**HAMPDEN ENVIRONMENTAL TRUST
COMMITTEE MEETING**

Thursday, December 1, 2022

1:00 P.M.

HAMPDEN TOWN OFFICE

MINUTES

1. Call to Order

Meeting was called to order at 1:00 p.m.

2. Approval of Meeting Minutes – September 8, 2022

Councilor Jarvi made a motion to approve the minutes from September 8th, 2022, seconded by Kerry Woodbury. Unanimous, 3-0-0.

3. Review of financial statements from Institutional Trustee Bangor Savings Bank and Institutional Trustee First National Bank

Councilor Jarvi inquired about the dual bank statements, in part from Bangor Savings, and in part from First National. TM informed that all the funds have now been moved to the First but that the November bank statement has not been posted yet. Trustees kept September invoices under unfinished business, to be revisited in March.

4. Review of proposed FY23 costs for reimbursement or payment from Environmental Trust, Income

- a. General Fund payments for Stormwater Management totaling \$44,640.41.

Trustees reviewed invoices. Trustee Woodbury asked about the Hammond Lumber and Clean Harbors invoices. TM explained the situation with the leaking fire foam containers. Discussion followed regarding whether this was outside of the geographic area outlined in the Trust. Councilor Jarvi asked to remove \$93.31 from the Hammond invoice if we find that the trust can in fact reimburse for this invoice. He also questioned the Sherwin Williams invoice because it says Hampden Rec. on it. DPW Director Smith stated that when the interns painted the catch basins, they were authorized to charge and thinks the store pulled the wrong account. TM stated she felt it can be handled internally and would be able to be explained in an audit. Trustee White asked if Marina Rd. washout engineering was a

permitted expense for reimbursement. Councilor Jarvi asked for a legal interpretation of these questions. After removing the invoices in question, Councilor Jarvi made a motion to reimburse the Town's General Fund from the Environmental Trust Income account in the amount of \$37,546. (\$44,640.41, less \$834.53, and \$6,259.52) Trustee Woodbury seconded the motion. Unanimous 3-0-0.

5. Set a date for the next meeting.

Prior to setting the meeting date, Trustee Woodbury informed those present that he would not be seeking another term but said he has a recommended replacement – Jeff Pelletier who works at Casella, satisfying that requirement in the Trust. Trustees and town staff thanked Trustee Woodbury for his service and wished him well. Trustee White turned in an application for another term. Discussion followed regarding the possibility of the attorney coming to the next meeting to revisit the Trust language regarding the geographical area, purposes, etc. The TM stated she would try to arrange it. After discussion, Trustees set the date of the next meeting for March 2nd, 2023, at 1:00 p.m.

6. Adjourn

The Environmental Trust meeting adjourned at 2:00 p.m.

Respectfully Submitted,



Paula Scott, Town Manager

**HAMPDEN ENVIRONMENTAL TRUST
COMMITTEE MEETING**

Thursday, March 2, 2023

1:00 P.M.

HAMPDEN TOWN OFFICE

MINUTES

1. Call to Order

The meeting was called to order at 1:00 p.m.

2. Approval of Meeting Minutes – December 1, 2022

Due to a lack of quorum for the December 1, 2022, approval of minutes, it was the consensus of the Trustees present to vote on them at the next Environmental Trust Meeting.

3. Presentations by representatives of First National Bank

a. Opinion on reimbursement of expenses occurring outside of the geographic area discussed in the indenture document.

If the Trustees use reasonable judgment and it benefits the town, reimbursement will be acceptable for expenses occurring outside of the geographic area.

b. Discussion on combining the principal and interest into one account, relative to the January 2023 date.

It is the consensus of the Environmental Trustees to sign the Exhibit A Form of Certificate of Town directing the Institutional Trustee to combine the principal and income accounts at First National Wealth Management, a division of First National Bank.

c. Update on the status of the investments.

First National Wealth Management representative Matthew Weaver went over both the current income and principal accounts. He explained that the best course of action is to remain focused on long-term goals.

It was requested by the Trustees to have a representative from First National Wealth Management attend the first meeting of the calendar year from here forward.

4. Review of financial statements from Institutional Trustee First National Bank

This review took place under 3. C of the agenda.

5. Review of proposed FY23 costs for reimbursement or payment from Environmental Trust, Income

- a. General Fund payments for Stormwater Management totaling \$27,309.20.

Councilor Jarvi moved that the Committee reimburse the Town's General Fund from the Environmental Trust Income account of \$27,309.20; Jeffrey Pelletier seconded the motion. Unanimous, 2-0.

6. Other Business

Hampden resident Bill Lippincott spoke in reference to the 2022 Leachate sampling report.

7. Set a date for the next meeting.

Trustees set the next meeting date for June 8, 2023, at 1:00 p.m.

8. Adjourn

The Environmental Trust meeting adjourned at 2:20 p.m.

Respectfully Submitted,
Wanda Libbey, Admin. Assistant



ACCOUNT NUMBER: 40310000219
STATEMENT PERIOD: MARCH 01, 2023 THROUGH MARCH 31, 2023

FIRST NATIONAL WEALTH MANAGEMENT
P O BOX 940
DAMARISCOTTA, ME 04543

HAMPDEN ENVIRONMENTAL TRUST
TOWN OF HAMPDEN
106 WESTERN AVE
HAMPDEN, ME 04444

ACCOUNT NAME: HAMPDEN ENVIRONMENTAL TRUST

ADMINISTRATIVE OFFICER: LORRAINE OUELLETTE
207-669-6368
LORRAINE.OUELLETTE
@THEFIRST.COM

INVESTMENT OFFICER: MATT WEAVER
866-563-1900
MATTHEW.WEAVER
@THEFIRST.COM




Proprietary Money Market Disclosure

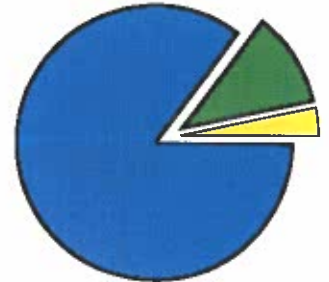
Please be advised that First National Wealth Management may use a First National Bank money market deposit account as a sweep investment vehicle. First National Wealth Management does not receive any compensation from First National Bank for the placement of funds in this account, nor does First National Bank receive any fees from First National Wealth Management for the use of the account. The rate on the account is set by First National Bank. First National Wealth Management reviews its use of the First National Bank money market deposit account on a regular basis to ensure that it is the most appropriate investment for First National Wealth Management client funds.

ACCOUNT NUMBER: 40310000219

STATEMENT PERIOD: MARCH 01, 2023 THROUGH MARCH 31, 2023

PORTFOLIO SUMMARY

| | TAX COST | MARKET VALUE | PERCENT |
|--|---------------------|---------------------|---------------|
|  CASH AND EQUIVALENTS | 100,079.43 | 100,079.43 | 3.2% |
|  EQUITIES | 347,841.27 | 359,121.95 | 11.5% |
|  FIXED INCOME | 2,804,900.58 | 2,658,006.50 | 85.3% |
| TOTAL ASSETS | 3,252,821.28 | 3,117,207.88 | 100.0% |
| ACCRUED INCOME OTHER | 7,918.66 | 7,918.66 | |
| TOTAL ACCRUED INCOME | 7,918.66 | 7,918.66 | |
| TOTAL ASSETS & ACCRUALS | 3,260,739.94 | 3,125,126.54 | |
| BEGINNING MARKET VALUE | 2,694,544.88 | | |
| ENDING MARKET VALUE | 3,125,126.54 | | |



ACTIVITY SUMMARY

| | THIS PERIOD | YEAR TO DATE | REALIZED CAPITAL GAINS / LOSSES | |
|--------------------------|--------------|--------------|---------------------------------|---------------|
| | | | THIS PERIOD | YEAR TO DATE |
| BEGINNING MARKET VALUE | 2,687,411.69 | 2,673,898.01 | | |
| DIVIDENDS AND INTEREST | 4,680.56 | 20,340.97 | | |
| DISBURSEMENTS | 10,212.34- | 16,602.78- | LONG TERM | 571.26 |
| FEES | 1,130.90- | 3,377.58- | TOTAL GAINS / LOSSES | 571.26 |
| NET CASH SALES/PURCHASES | 6,684.80 | 338.49- | | |
| CHANGE IN MARKET VALUE | 429,774.07 | 443,287.75 | | |
| ENDING MARKET VALUE | 3,117,207.88 | 3,117,207.88 | | |
| | | | INVESTMENT PERFORMANCE | |
| | | | THIS PERIOD | YEAR TO DATE |
| | | | RATE OF RETURN | 16.42% |
| | | | | 17.33% |

ACCOUNT NUMBER: 40310000219


STATEMENT PERIOD: MARCH 01, 2023 THROUGH MARCH 31, 2023

PORTFOLIO DETAIL

| DESCRIPTION | MARKET VALUE/ PRICE | TAX COST/ UNREALIZED GAIN/LOSS | EST ANNUAL INCOME/ ACCRUED INC | CURRENT YIELD |
|-----------------------------------|---------------------|--------------------------------|--------------------------------|---------------|
| CASH AND EQUIVALENTS | | | | |
| FNWM MONEY MARKET | 100,057.31 1.00 | 100,057.31 0.00 | 4,402.52 366.88 | 4.40 |
| CASH | 22.12 | 22.12 0.00 | | |
| TOTAL CASH AND EQUIVALENTS | 100,079.43 | 100,079.43 0.00 | 4,402.52 366.88 | 4.40 |

| DESCRIPTION | TICKER | SHARES | MARKET VALUE/ PRICE | TAX COST/ UNREALIZED GAIN/LOSS | EST ANNUAL INCOME/ ACCRUED INC | CURRENT YIELD |
|--------------------------------------|--------|-----------|---------------------|---------------------------------|--------------------------------|---------------|
| EQUITIES | | | | | | |
| BARON EMERGING MARKETS INSTITUTIONAL | BEXIX | 2,837.450 | 37,993.46 13.39 | 35,000.00 2,993.46 | 192.95 | 0.51 |
| DFA INTERNATIONAL SMALL COMPANY I | DFISX | 1,067.575 | 19,760.81 18.51 | 17,720.57 2,040.24 | 430.23 | 2.18 |
| DODGE & COX INTERNATIONAL STOCK I | DODFX | 1,769.554 | 80,974.79 45.76 | 73,500.00 7,474.79 | 1,698.77 | 2.10 |
| DODGE & COX STOCK I | DODGX | 362.451 | 78,459.77 216.47 | 80,093.06 1,633.29- | 1,127.22 | 1.44 |
| FIDELITY GROWTH COMPANY FUND | FDGRX | 2,380.551 | 62,513.27 26.26 | 59,594.54 2,918.73 | 221.39 | 0.35 |
| NEUBERGER BERMAN GENESIS INSTL | NBGIX | 504.990 | 29,435.87 58.29 | 30,733.54 1,297.67- | 22.72 | 0.08 |
| PARNASSUS MID CAP FUND CL I | PFPMX | 1,461.520 | 49,983.98 34.20 | 51,199.56 1,215.58- | 118.38 | 0.24 |
| TOTAL EQUITIES | | | 359,121.95 | 347,841.27 11,280.68 | 3,811.66 0.00 | 1.06 |

BOND QUALITY SUMMARY



ACCOUNT NUMBER: 40310000219

STATEMENT PERIOD: MARCH 01, 2023 THROUGH MARCH 31, 2023

PORTFOLIO DETAIL (CONTINUED)

| DESCRIPTION | RATING | PAR VALUE | MARKET VALUE/ PRICE | TAX COST/ UNREALIZED GAIN/LOSS | EST ANNUAL INCOME/ ACCRUED INC | CURRENT YIELD |
|--|--------|-------------|------------------------|--------------------------------------|--------------------------------------|------------------|
| FIXED INCOME | | | | | | |
| FHLB CONS BD DTD 08/01/2016 1.875% 09/11/2026 | AA+ | 200,000.000 | 186,094.00 93.05 | 205,556.30 19,462.30- | 3,750.00 208.33 | 2.02 |
| FHLB CONS BD DTD 07/01/2021 .875% 06/12/2026 | AA+ | 150,000.000 | 136,026.00 90.68 | 151,165.82 15,139.82- | 1,312.50 397.40 | 0.96 |
| FHLB CONS BD DTD 05/06/2013 2.5% 05/30/2023-2013 | AA+ | 125,000.000 | 124,547.50 99.64 | 124,271.25 276.25 | 3,125.00 1,050.35 | 2.51 |
| FFCB DTD 11/02/2012 2.13% 11/09/2023 | AA+ | 125,000.000 | 122,965.00 98.37 | 124,070.45 1,105.45- | 2,662.50 1,050.21 | 2.17 |
| FFCB CONS BD DTD 02/14/2013 2.33% 02/21/2024 | AA+ | 125,000.000 | 122,058.75 97.65 | 120,717.50 1,341.25 | 2,912.50 323.61 | 2.39 |
| FFCB DTD 11/05/2015 2.5% 01/13/2025 | AA+ | 125,000.000 | 121,200.00 96.96 | 125,902.86 4,702.86- | 3,125.00 677.08 | 2.58 |
| JPMORGAN CHASE BANK NA CD CLL DTD 09/28/2022 4.3% 09/30/2024 | | 75,000.000 | 74,214.75 98.95 | 75,000.00 785.25- | 3,225.00 17.53 | 4.35 |
| MAINE HEALTH & HIGHER EDL FACS AUTH REV BDS DTD 06/28/2016 5% 07/01/2026 | | 75,000.000 | 79,944.75 106.59 | 78,512.22 1,432.53 | 3,750.00 937.50 | 4.69 |
| US TREASURY NOTES DTD 08/23/2018 2.75% 08/31/2023 | | 150,000.000 | 148,810.50 99.21 | 149,847.66 1,037.16- | 4,125.00 358.70 | 2.77 |
| US TREASURY NOTES DTD 08/23/2018 2.75% 08/31/2025 | | 100,000.000 | 97,180.00 97.18 | 99,432.31 2,252.31- | 2,750.00 239.13 | 2.83 |
| US TREASURY NOTES DTD 08/15/2015 2% 08/15/2025 | | 200,000.000 | 191,180.00 95.59 | 197,046.88 5,866.88- | 4,000.00 497.24 | 2.09 |
| US TREASURY NTS DTD 07/23/2020 .25% 07/31/2025 | | 200,000.000 | 183,546.00 91.77 | 197,687.50 14,141.50- | 500.00 82.87 | 0.27 |
| US TREASURY NTS DTD 10/22/2020 .25% 10/31/2025 | | 100,000.000 | 91,109.00 91.11 | 96,973.16 5,864.16- | 250.00 104.97 | 0.27 |
| US TREASURY NTS DTD 02/03/2021 1.125% 02/15/2031 | | 200,000.000 | 168,218.00 84.11 | 189,904.40 21,686.40- | 2,250.00 279.70 | 1.34 |
| US TREASURY NTS DTD 06/17/2021 .875% 06/30/2026 | | 200,000.000 | 182,212.00 91.11 | 201,675.88 19,463.88- | 1,750.00 439.92 | 0.96 |
| US TREASURY NTS DTD 08/19/2021 .75% 08/31/2026 | | 225,000.000 | 203,168.25 90.30 | 224,567.95 21,399.70- | 1,687.50 146.74 | 0.83 |
| US TREASURY NTS DTD 11/18/2021 .5% 11/30/2023 | | 150,000.000 | 145,863.00 97.24 | 149,552.81 3,689.81- | 750.00 251.37 | 0.51 |
| US TREASURY NTS DTD 02/17/2022 1.875% 02/28/2027 | | 300,000.000 | 279,669.00 93.22 | 293,015.63 13,346.63- | 5,625.00 489.13 | 2.01 |
| TOTAL FIXED INCOME | | | 2,658,006.50 | 2,804,900.58 148,894.08- | 47,550.00 7,551.78 | 1.79 |
| TOTAL ASSETS | | | 3,117,207.88 | 3,252,821.28 135,613.40- | 55,764.18 7,918.66 | 1.79 |
| TOTAL ACCRUED INC | | | 7,918.66 | 7,918.66 | | |

ACCOUNT NUMBER: 40310000219

STATEMENT PERIOD: MARCH 01, 2023 THROUGH MARCH 31, 2023

PORTFOLIO DETAIL (CONTINUED)

| DESCRIPTION | RATING | PAR VALUE | MARKET VALUE/ PRICE | TAX COST/ UNREALIZED GAIN/LOSS | EST ANNUAL INCOME/ ACCRUED INC | CURRENT YIELD |
|---------------------------|--------|-----------|---------------------------|--------------------------------------|--------------------------------------|------------------|
| GRAND TOTAL ASSETS | | | 3,125,126.54 | 3,280,739.94 135,613.40- | 55,764.18 7,918.66 | 1.79 |

ACCOUNT NUMBER: 40310000219

STATEMENT PERIOD: MARCH 01, 2023 THROUGH MARCH 31, 2023

TRANSACTION DETAIL

| DATE | QUANTITY | DESCRIPTION | TRANSACTION TYPE | CASH | COST BASIS |
|------------------------|----------|--|------------------|------------------|---------------------|
| 03/01/23 | | BEGINNING BALANCE | | 0.00 | 2,841,081.28 |
| DIVIDENDS | | | | | |
| 03/01/23 | | MM0000099 DIVIDEND ON FNWM MONEY MARKET PAYABLE 02/28/2023 EFFECTIVE 02/28/2023 | DIVIDEND | 321.54 | |
| 03/29/23 | | 256219106 DIVIDEND ON 359.738 SHS DODGE & COX STOCK I AT 0.81 PER SHARE PAYABLE 03/28/2023 EX DATE 03/28/2023 EFFECTIVE 03/28/2023 | DIVIDEND | 291.39 | |
| 03/29/23 | | 256219106 LONG TERM CAPITAL GAINS DIVIDEND ON 359.738 SHS DODGE & COX STOCK I AT 1.588 PER SHARE PAYABLE 03/28/2023 EX DATE 03/28/2023 EFFECTIVE 03/28/2023 | DIVIDEND | 571.26 | |
| 03/31/23 | | 233203629 DIVIDEND ON 1,067.575 SHS DFA INTERNATIONAL SMALL COMPANY I AT .02072 PER SHARE PAYABLE 03/31/2023 EX DATE 03/30/2023 | DIVIDEND | 22.12 | |
| TOTAL DIVIDENDS | | | | 1,206.31 | 0.00 |
| INTEREST | | | | | |
| 03/13/23 | | 3130A8XY4 INTEREST ON 200,000 UNITS FHLB CONS BD DTD 08/01/2016 1.875% 09/11/2026 PAYABLE 03/11/2023 EFFECTIVE 03/11/2023 | INTEREST RCVD | 1,875.00 | |
| 03/30/23 | | 46593LQF9 INTEREST ON 75,000 UNITS JPMORGAN CHASE BANK NA CD CLL DTD 09/28/2022 4.3% 09/30/2024 PAYABLE 03/30/2023 | INTEREST RCVD | 1,599.25 | |
| TOTAL INTEREST | | | | 3,474.25 | 0.00 |
| PURCHASES | | | | | |
| 03/29/23 | 2.713 | 256219106 PURCHASED 2.713 SHS DODGE & COX STOCK I ON 03/28/2023 AT 210.57 FOR REINVESTMENT | BUY | 571.26- | 571.26 |
| TOTAL PURCHASES | | | | 571.26- | 571.26 |
| FEES | | | | | |
| 03/07/23 | | FEE TO FIRST NATIONAL WEALTH MANAGEMENT FOR THE PERIOD ENDING 02/28/2023 BASED ON AVERAGE MARKET VALUE 1,413.63 DISCOUNT 848.18 | DISBURSEMENT | 565.45- | |
| 03/07/23 | | FEE TO FIRST NATIONAL WEALTH MANAGEMENT FOR THE PERIOD ENDING 02/28/2023 BASED ON AVERAGE MARKET VALUE 1,413.63 DISCOUNT 848.18 | DISBURSEMENT | 565.45- | |
| TOTAL FEES | | | | 1,130.90- | 0.00 |

TRANSACTION DETAIL (CONTINUED)

| DATE | QUANTITY | DESCRIPTION | TRANSACTION TYPE | CASH | COST BASIS |
|-----------------------------------|-------------|---|------------------|-------------------|---------------------|
| OTHER DISBURSEMENTS | | | | | |
| 03/10/23 | | TRANSFER TO ACCOUNT # 40310000229 TRANSFER NET INCOME TO HAMPDEN ENV TRUST - INCOME 3130A8XY4 | DISBURSEMENT | 10,212.34- | |
| 03/13/23 | | AMORTIZATION ON 200,000 UNITS FHLB CONS BD DTD 08/01/2016 1.875% 09/11/2026 EFFECTIVE 03/11/2023 TO ADJUST TAX LOT, AMORTIZATION = 651.13- | AMORTIZATION | | 651.13- |
| TOTAL OTHER DISBURSEMENTS | | | | 10,212.34- | 651.13- |
| SALES AND MATURITIES | | | | | |
| 03/31/23 | 7,256.060- | MM0000099 NET WITHDRAWAL FNWM MONEY MARKET | NET CASH MGMT | 7,256.06 | 7,256.06- |
| TOTAL SALES AND MATURITIES | | | | 7,256.06 | 7,256.06- |
| NON CASH ACTIVITY | | | | | |
| 03/27/23 | 100,000.000 | 91282CAT8 RECEIVED 100,000 UNITS US TREASURY NTS DTD 10/22/2020 .25% 10/31/2025 TRANSFER FROM HAMPDEN ENV TRUST - INCOME TO CONSOLIDATE ACCOUNTS PER TERMS OF TRUST | SECURITY RCVD | | 96,973.16 |
| 03/27/23 | 75,000.000 | 91282CCW9 RECEIVED 75,000 UNITS US TREASURY NTS DTD 08/19/2021 .75% 08/31/2026 TRANSFER FROM HAMPDEN ENV TRUST - INCOME TO CONSOLIDATE ACCOUNTS PER TERMS OF TRUST | SECURITY RCVD | | 74,855.98 |
| 03/27/23 | 150,000.000 | 91282CDM0 RECEIVED 150,000 UNITS US TREASURY NTS DTD 11/18/2021 .5% 11/30/2023 TRANSFER FROM HAMPDEN ENV TRUST - INCOME TO CONSOLIDATE ACCOUNTS PER TERMS OF TRUST | SECURITY RCVD | | 149,552.81 |
| 03/27/23 | 100,000.000 | 91282CEC1 RECEIVED 100,000 UNITS US TREASURY NTS DTD 02/17/2022 1.875% 02/28/2027 TRANSFER FROM HAMPDEN ENV TRUST - INCOME TO CONSOLIDATE ACCOUNTS PER TERMS OF TRUST | SECURITY RCVD | | 97,671.88 |
| TOTAL NON CASH ACTIVITY | | | | 0.00 | 419,053.83 |
| 03/31/23 | | ENDING BALANCE | | 22.12 | 3,252,799.16 |



ACCOUNT NUMBER: 40310000219
STATEMENT PERIOD: APRIL 01, 2023 THROUGH APRIL 30, 2023

FIRST NATIONAL WEALTH MANAGEMENT
P O BOX 940
DAMARISCOTTA, ME 04543

HAMPDEN ENVIRONMENTAL TRUST
TOWN OF HAMPDEN
106 WESTERN AVE
HAMPDEN, ME 04444

ACCOUNT NAME: HAMPDEN ENVIRONMENTAL TRUST




ADMINISTRATIVE OFFICER: LORRAINE OUELLETTE
207-669-6368
LORRAINE.OUELLETTE
@THEFIRST.COM

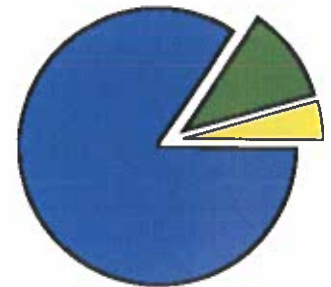
INVESTMENT OFFICER: MATT WEAVER
866-563-1900
MATTHEW.WEAVER
@THEFIRST.COM

Proprietary Money Market Disclosure

Please be advised that First National Wealth Management may use a First National Bank money market deposit account as a sweep investment vehicle. First National Wealth Management does not receive any compensation from First National Bank for the placement of funds in this account, nor does First National Bank receive any fees from First National Wealth Management for the use of the account. The rate on the account is set by First National Bank. First National Wealth Management reviews its use of the First National Bank money market deposit account on a regular basis to ensure that it is the most appropriate investment for First National Wealth Management client funds.

PORTFOLIO SUMMARY

| | TAX COST | MARKET VALUE | PERCENT |
|--|---------------------|---------------------|---------------|
|  CASH AND EQUIVALENTS | 138,088.66 | 138,088.66 | 4.4% |
|  EQUITIES | 347,841.27 | 361,905.44 | 11.4% |
|  FIXED INCOME | 2,804,900.58 | 2,665,383.25 | 84.2% |
| TOTAL ASSETS | 3,290,830.51 | 3,165,377.35 | 100.0% |
| ACCRUED INCOME OTHER | 11,869.67 | 11,869.67 | |
| TOTAL ACCRUED INCOME | 11,869.67 | 11,869.67 | |
| TOTAL ASSETS & ACCRUALS | 3,302,700.18 | 3,177,247.02 | |
| BEGINNING MARKET VALUE | 3,125,126.54 | | |
| ENDING MARKET VALUE | 3,177,247.02 | | |



ACTIVITY SUMMARY

| | THIS PERIOD | YEAR TO DATE | REALIZED CAPITAL GAINS / LOSSES | |
|--------------------------|--------------|--------------|---------------------------------|--------------|
| | | | THIS PERIOD | YEAR TO DATE |
| BEGINNING MARKET VALUE | 3,117,207.88 | 2,673,898.01 | | |
| DIVIDENDS AND INTEREST | 376.49 | 20,717.46 | | |
| OTHER RECEIPTS | 38,922.36 | 38,922.36 | LONG TERM | 0.00 |
| DISBURSEMENTS | 0.00 | 16,602.78 | | 571.26 |
| FEES | 1,289.62 | 4,667.20 | TOTAL GAINS / LOSSES | 0.00 |
| NET CASH SALES/PURCHASES | 38,031.35 | 38,369.84 | | |
| CHANGE IN MARKET VALUE | 48,191.59 | 491,479.34 | | |
| ENDING MARKET VALUE | 3,165,377.35 | 3,165,377.35 | | |
| | | | INVESTMENT PERFORMANCE | |
| | | | THIS PERIOD | YEAR TO DATE |
| | | | RATE OF RETURN | 0.34% |
| | | | | 17.72% |

ACCOUNT NUMBER: 40310000219


STATEMENT PERIOD: APRIL 01, 2023 THROUGH APRIL 30, 2023

PORTFOLIO DETAIL

| DESCRIPTION | MARKET VALUE/ PRICE | TAX COST/ UNREALIZED GAIN/LOSS | EST ANNUAL INCOME/ ACCRUED INC | CURRENT YIELD |
|-----------------------------------|---------------------|--------------------------------|--------------------------------|---------------|
| CASH AND EQUIVALENTS | | | | |
| FNWM MONEY MARKET | 138,088.66 1.00 | 138,088.66 0.00 | 6,200.18 516.68 | 4.49 |
| TOTAL CASH AND EQUIVALENTS | 138,088.66 | 138,088.66 0.00 | 6,200.18 516.68 | 4.49 |

| DESCRIPTION | TICKER | SHARES | MARKET VALUE/ PRICE | TAX COST/ UNREALIZED GAIN/LOSS | EST ANNUAL INCOME/ ACCRUED INC | CURRENT YIELD |
|--------------------------------------|--------|-----------|---------------------|--------------------------------|--------------------------------|---------------|
| EQUITIES | | | | | | |
| BARON EMERGING MARKETS INSTITUTIONAL | BEXIX | 2,837.450 | 37,709.71 13.29 | 35,000.00 2,709.71 | 192.95 | 0.51 |
| DFA INTERNATIONAL SMALL COMPANY I | DFISX | 1,067.575 | 20,091.76 18.82 | 17,720.57 2,371.19 | 430.23 | 2.14 |
| DODGE & COX INTERNATIONAL STOCK I | DODFX | 1,769.554 | 82,974.39 46.89 | 73,500.00 9,474.39 | 1,698.77 | 2.05 |
| DODGE & COX STOCK I | DODGX | 362.451 | 79,358.65 218.95 | 80,093.06 734.41- | 1,127.22 | 1.42 |
| FIDELITY GROWTH COMPANY FUND | FDGRX | 2,380.551 | 63,132.21 26.52 | 59,594.54 3,537.67 | 221.39 | 0.35 |
| NEUBERGER BERMAN GENESIS INSTL | NBGIX | 504.990 | 28,698.58 56.83 | 30,733.54 2,034.96- | 22.72 | 0.08 |
| PARNASSUS MID CAP FUND CL I | PFPMX | 1,461.520 | 49,940.14 34.17 | 51,199.56 1,259.42- | 118.38 | 0.24 |
| TOTAL EQUITIES | | | 361,905.44 | 347,841.27 14,064.17 | 3,811.66 0.00 | 1.05 |

BOND QUALITY SUMMARY



PORTFOLIO DETAIL (CONTINUED)

| DESCRIPTION | RATING | PAR VALUE | MARKET VALUE/ PRICE | TAX COST/ UNREALIZED GAIN/LOSS | EST ANNUAL INCOME/ ACCRUED INC | CURRENT YIELD |
|--|--------|-------------|---------------------|------------------------------------|--------------------------------|---------------|
| FIXED INCOME | | | | | | |
| FHLB CONS BD DTD 08/01/2016 1.875% 09/11/2026 | AA+ | 200,000.000 | 186,958.00 93.48 | 205,556.30 18,598.30- | 3,750.00 520.83 | 2.01 |
| FHLB CONS BD DTD 07/01/2021 .875% 06/12/2026 | AA+ | 150,000.000 | 136,719.00 91.15 | 151,165.82 14,446.82- | 1,312.50 506.77 | 0.96 |
| FHLB CONS BD DTD 05/06/2013 2.5% 05/30/2023-2013 | AA+ | 125,000.000 | 124,727.50 99.78 | 124,271.25 456.25 | 3,125.00 1,310.76 | 2.51 |
| FFCB DTD 11/02/2012 2.13% 11/09/2023 | AA+ | 125,000.000 | 123,100.00 98.48 | 124,070.45 970.45- | 2,662.50 1,272.08 | 2.16 |
| FFCB CONS BD DTD 02/14/2013 2.33% 02/21/2024 | AA+ | 125,000.000 | 122,155.00 97.72 | 120,717.50 1,437.50 | 2,912.50 566.32 | 2.38 |
| FFCB DTD 11/05/2015 2.5% 01/13/2025 | AA+ | 125,000.000 | 121,212.50 96.97 | 125,902.86 4,690.36- | 3,125.00 937.50 | 2.58 |
| JPMORGAN CHASE BANK NA CD CLL DTD 09/28/2022 4.3% 09/30/2024 | | 75,000.000 | 74,357.25 99.14 | 75,000.00 642.75- | 3,225.00 280.43 | 4.34 |
| MAINE HEALTH & HIGHER EDL FACS AUTH REV BDS DTD 06/28/2016 5% 07/01/2026 | | 75,000.000 | 79,116.00 105.49 | 78,512.22 603.78 | 3,750.00 1,250.00 | 4.74 |
| US TREASURY NOTES DTD 08/23/2018 2.75% 08/31/2023 | | 150,000.000 | 148,881.00 99.25 | 149,847.66 966.66- | 4,125.00 694.97 | 2.77 |
| US TREASURY NOTES DTD 08/23/2018 2.75% 08/31/2025 | | 100,000.000 | 97,324.00 97.32 | 99,432.31 2,108.31- | 2,750.00 463.32 | 2.83 |
| US TREASURY NOTES DTD 08/15/2015 2% 08/15/2025 | | 200,000.000 | 191,414.00 95.71 | 197,046.88 5,632.88- | 4,000.00 828.73 | 2.09 |
| US TREASURY NTS DTD 07/23/2020 .25% 07/31/2025 | | 200,000.000 | 184,078.00 92.04 | 197,687.50 13,609.50- | 500.00 124.31 | 0.27 |
| US TREASURY NTS DTD 10/22/2020 .25% 10/31/2025 | | 100,000.000 | 91,383.00 91.38 | 96,973.16 5,590.16- | 250.00 0.68 | 0.27 |
| US TREASURY NTS DTD 02/03/2021 1.125% 02/15/2031 | | 200,000.000 | 169,524.00 84.76 | 189,904.40 20,380.40- | 2,250.00 466.16 | 1.33 |
| US TREASURY NTS DTD 06/17/2021 .875% 06/30/2026 | | 200,000.000 | 183,126.00 91.56 | 201,675.88 18,549.88- | 1,750.00 584.94 | 0.96 |
| US TREASURY NTS DTD 08/19/2021 .75% 08/31/2026 | | 225,000.000 | 204,169.50 90.74 | 224,567.95 20,398.45- | 1,687.50 284.31 | 0.83 |
| US TREASURY NTS DTD 11/18/2021 .5% 11/30/2023 | | 150,000.000 | 146,203.50 97.47 | 149,552.81 3,349.31- | 750.00 313.19 | 0.51 |
| US TREASURY NTS DTD 02/17/2022 1.875% 02/28/2027 | | 300,000.000 | 280,935.00 93.65 | 293,015.63 12,080.63- | 5,625.00 947.69 | 2.00 |
| TOTAL FIXED INCOME | | | 2,665,383.25 | 2,804,900.58 139,517.33- | 47,550.00 11,352.99 | 1.78 |
| TOTAL ASSETS | | | 3,165,377.35 | 3,290,830.51 125,453.16- | 57,561.84 11,869.67 | 1.82 |
| TOTAL ACCRUED INC | | | 11,869.67 | 11,869.67 | | |

ACCOUNT NUMBER: 40310000219

STATEMENT PERIOD: APRIL 01, 2023 THROUGH APRIL 30, 2023




PORTFOLIO DETAIL (CONTINUED)

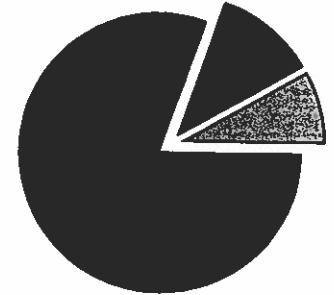
| DESCRIPTION | RATING | PAR VALUE | MARKET VALUE/ PRICE | TAX COST/ UNREALIZED GAIN/LOSS | EST ANNUAL INCOME/ ACCRUED INC | CURRENT YIELD |
|---------------------------|--------|-----------|------------------------|--------------------------------------|--------------------------------------|------------------|
| GRAND TOTAL ASSETS | | | 3,177,247.02 | 3,302,700.18 125,453.16- | 57,561.84 11,869.67 | 1.82 |

TRANSACTION DETAIL

| DATE | QUANTITY | DESCRIPTION | TRANSACTION TYPE | CASH | COST BASIS |
|-----------------------------|------------|--|------------------|------------|--------------|
| 04/01/23 | | BEGINNING BALANCE | | 22.12 | 3,252,799.18 |
| DIVIDENDS | | | | | |
| 04/03/23 | | MM0000099 DIVIDEND ON FNWM MONEY MARKET PAYABLE 03/31/2023 EFFECTIVE 03/31/2023 | DIVIDEND | 376.49 | |
| TOTAL DIVIDENDS | | | | 376.49 | 0.00 |
| OTHER RECEIPTS | | | | | |
| 04/03/23 | | RECEIVED FROM ACCOUNT # 40310000229 TRANSFER FROM HAMPDEN ENV TRUST - INCOME TO CONSOLIDATE ACCOUNTS PER TERMS OF TRUST | CASH RCVD | 36,238.99 | |
| 04/03/23 | | RECEIVED FROM ACCOUNT # 40310000229 TRANSFER FROM HAMPDEN ENV TRUST - INCOME TO CONSOLIDATE ACCOUNTS PER TERMS OF TRUST | CASH RCVD | 2,683.37 | |
| TOTAL OTHER RECEIPTS | | | | 38,922.36 | 0.00 |
| PURCHASES | | | | | |
| 04/30/23 | 38,031.350 | MM0000099 NET DEPOSIT FNWM MONEY MARKET | NET CASH MGMT | 38,031.35- | 38,031.35 |
| TOTAL PURCHASES | | | | 38,031.35- | 38,031.35 |
| FEES | | | | | |
| 04/10/23 | | FEE TO FIRST NATIONAL WEALTH MANAGEMENT FOR THE PERIOD ENDING 03/31/2023 BASED ON AVERAGE MARKET VALUE___1,612.02 DISCOUNT_____967.21 | DISBURSEMENT | 644.81- | |
| 04/10/23 | | FEE TO FIRST NATIONAL WEALTH MANAGEMENT FOR THE PERIOD ENDING 03/31/2023 BASED ON AVERAGE MARKET VALUE___1,612.02 DISCOUNT_____967.21 | DISBURSEMENT | 644.81- | |
| TOTAL FEES | | | | 1,289.62- | 0.00 |
| 04/30/23 | | ENDING BALANCE | | 0.00 | 3,290,630.51 |

PORTFOLIO SUMMARY

| | TAX COST | MARKET VALUE | PERCENT |
|--|---------------------|---------------------|---------------|
|  CASH AND EQUIVALENTS | 265,676.74 | 265,676.74 | 8.4% |
|  EQUITIES | 347,841.27 | 357,304.85 | 11.3% |
|  FIXED INCOME | 2,680,629.33 | 2,528,530.00 | 80.3% |
| TOTAL ASSETS | 3,294,147.34 | 3,151,511.59 | 100.0% |
| ACCRUED INCOME OTHER | 13,086.81 | 13,086.81 | |
| TOTAL ACCRUED INCOME | 13,086.81 | 13,086.81 | |
| TOTAL ASSETS & ACCRUALS | 3,307,234.15 | 3,164,598.40 | |
| BEGINNING MARKET VALUE | 3,177,247.02 | | |
| ENDING MARKET VALUE | 3,164,598.40 | | |



ACTIVITY SUMMARY

| | THIS PERIOD | YEAR TO DATE | REALIZED CAPITAL GAINS / LOSSES | |
|--------------------------|--------------|--------------|---------------------------------|--------------|
| | | | THIS PERIOD | YEAR TO DATE |
| BEGINNING MARKET VALUE | 3,165,377.35 | 2,673,898.01 | | |
| DIVIDENDS AND INTEREST | 3,890.47 | 24,607.93 | | |
| OTHER RECEIPTS | 14.34 | 38,936.70 | | |
| DISBURSEMENTS | 0.00 | 16,602.78 | LONG TERM | 728.75 |
| FEES | 1,316.73 | 5,983.93 | TOTAL GAINS / LOSSES | 728.75 |
| NET CASH SALES/PURCHASES | 2,588.08 | 40,957.92 | | |
| CHANGE IN MARKET VALUE | 13,865.76 | 477,613.58 | | |
| ENDING MARKET VALUE | 3,151,511.59 | 3,151,511.59 | | |
| | | | INVESTMENT PERFORMANCE | |
| | | | THIS PERIOD | YEAR TO DATE |
| | | | RATE OF RETURN | 0.40-% |
| | | | | 17.25% |

ACCOUNT NUMBER: 40310000219

STATEMENT PERIOD: MAY 01, 2023 THROUGH MAY 31, 2023

PORTFOLIO DETAIL

| DESCRIPTION | MARKET VALUE/ PRICE | TAX COST/ UNREALIZED GAIN/LOSS | EST ANNUAL INCOME/ ACCRUED INC | CURRENT YIELD |
|-----------------------------------|---------------------|--------------------------------|--------------------------------|---------------|
| CASH AND EQUIVALENTS | | | | |
| FNWM MONEY MARKET | 265,676.74 1.00 | 265,676.74 0.00 | 12,141.43 1,011.79 | 4.57 |
| TOTAL CASH AND EQUIVALENTS | 265,676.74 | 265,676.74 0.00 | 12,141.43 1,011.79 | 4.57 |

| DESCRIPTION | TICKER | SHARES | MARKET VALUE/ PRICE | TAX COST/ UNREALIZED GAIN/LOSS | EST ANNUAL INCOME/ ACCRUED INC | CURRENT YIELD |
|--------------------------------------|--------|-----------|---------------------|--------------------------------|--------------------------------|---------------|
| EQUITIES | | | | | | |
| BARON EMERGING MARKETS INSTITUTIONAL | BEXIX | 2,837.450 | 37,482.71 13.21 | 35,000.00 2,482.71 | 192.95 | 0.51 |
| DFA INTERNATIONAL SMALL COMPANY I | DFISX | 1,067.575 | 19,184.32 17.97 | 17,720.57 1,463.75 | 430.23 | 2.24 |
| DODGE & COX INTERNATIONAL STOCK I | DODFX | 1,769.554 | 78,922.11 44.60 | 73,500.00 5,422.11 | 1,698.77 | 2.15 |
| DODGE & COX STOCK I | DODGX | 362.451 | 77,481.15 213.77 | 80,093.06 2,611.91- | 1,127.22 | 1.45 |
| FIDELITY GROWTH COMPANY FUND | FDGRX | 2,380.551 | 67,631.45 28.41 | 59,594.54 8,036.91 | 221.39 | 0.33 |
| NEUBERGER BERMAN GENESIS INSTL | NBGIX | 504.990 | 28,168.34 55.78 | 30,733.54 2,565.20- | 22.72 | 0.08 |
| PARNASSUS MID CAP FUND CL I | PFPMX | 1,461.520 | 48,434.77 33.14 | 51,199.56 2,764.79- | 118.38 | 0.24 |
| TOTAL EQUITIES | | | 357,304.85 | 347,841.27 9,463.58 | 3,811.66 0.00 | 1.07 |

BOND QUALITY SUMMARY

| S & P QUALITY RATING | MARKET VALUE | PERCENT |
|----------------------|---------------------|---------------|
| TREASURY / AGENCY | 2,376,361.00 | 94.0% |
| NOT RATED | 152,169.00 | 6.0% |
| Total | 2,528,530.00 | 100.0% |

ACCOUNT NUMBER: 40310000219

STATEMENT PERIOD: MAY 01, 2023 THROUGH MAY 31, 2023

PORTFOLIO DETAIL (CONTINUED)

| DESCRIPTION | RATING | PAR VALUE | MARKET VALUE/ PRICE | TAX COST/ UNREALIZED GAIN/LOSS | EST ANNUAL INCOME/ ACCRUED INC | CURRENT YIELD |
|--|--------|-------------|---------------------|---|--------------------------------------|---------------|
| FIXED INCOME | | | | | | |
| FHLB CONS BD DTD 08/01/2016 1.875% 09/11/2026 | AA+ | 200,000.000 | 186,632.00 93.32 | 205,556.30 18,924.30- | 3,750.00 833.33 | 2.01 |
| FHLB CONS BD DTD 07/01/2021 .875% 06/12/2026 | AA+ | 150,000.000 | 135,864.00 90.58 | 151,165.82 15,301.82- | 1,312.50 616.15 | 0.97 |
| FFCB DTD 11/02/2012 2.13% 11/09/2023 | AA+ | 125,000.000 | 123,126.25 98.50 | 124,070.45 944.20- | 2,662.50 162.71 | 2.16 |
| FFCB CONS BD DTD 02/14/2013 2.33% 02/21/2024 | AA+ | 125,000.000 | 122,131.25 97.71 | 120,717.50 1,413.75 | 2,912.50 809.03 | 2.38 |
| FFCB DTD 11/05/2015 2.5% 01/13/2025 | AA+ | 125,000.000 | 120,792.50 96.63 | 125,902.86 5,110.36- | 3,125.00 1,197.92 | 2.59 |
| JPMORGAN CHASE BANK NA CD CLL DTD 09/28/2022 4.3% 09/30/2024 | | 75,000.000 | 73,987.50 98.65 | 75,000.00 1,012.50- | 3,225.00 552.11 | 4.36 |
| MAINE HEALTH & HIGHER EDL FACS AUTH REV BDS DTD 06/28/2016 5% 07/01/2026 | | 75,000.000 | 78,181.50 104.24 | 78,512.22 330.72- | 3,750.00 1,562.50 | 4.80 |
| US TREASURY NOTES DTD 08/23/2018 2.75% 08/31/2023 | | 150,000.000 | 149,050.50 99.37 | 149,847.66 797.16- | 4,125.00 1,042.46 | 2.77 |
| US TREASURY NOTES DTD 08/23/2018 2.75% 08/31/2025 | | 100,000.000 | 96,727.00 96.73 | 99,432.31 2,705.31- | 2,750.00 694.97 | 2.84 |
| US TREASURY NOTES DTD 08/15/2015 2% 08/15/2025 | | 200,000.000 | 190,344.00 95.17 | 197,046.88 6,702.88- | 4,000.00 1,171.27 | 2.10 |
| US TREASURY NTS DTD 07/23/2020 .25% 07/31/2025 | | 200,000.000 | 183,352.00 91.68 | 197,687.50 14,335.50- | 500.00 167.13 | 0.27 |
| US TREASURY NTS DTD 10/22/2020 .25% 10/31/2025 | | 100,000.000 | 90,996.00 91.00 | 96,973.16 5,977.16- | 250.00 21.74 | 0.27 |
| US TREASURY NTS DTD 02/03/2021 1.125% 02/15/2031 | | 200,000.000 | 167,164.00 83.58 | 189,904.40 22,740.40- | 2,250.00 658.84 | 1.35 |
| US TREASURY NTS DTD 06/17/2021 .875% 06/30/2026 | | 200,000.000 | 182,172.00 91.09 | 201,675.88 19,503.88- | 1,750.00 734.81 | 0.96 |
| US TREASURY NTS DTD 08/19/2021 .75% 08/31/2026 | | 225,000.000 | 202,905.00 90.18 | 224,567.95 21,662.95- | 1,687.50 426.46 | 0.83 |
| US TREASURY NTS DTD 11/18/2021 .5% 11/30/2023 | | 150,000.000 | 146,443.50 97.63 | 149,552.81 3,109.31- | 750.00 2.05 | 0.51 |
| US TREASURY NTS DTD 02/17/2022 1.875% 02/28/2027 | | 300,000.000 | 278,661.00 92.89 | 293,015.63 14,354.63- | 5,625.00 1,421.54 | 2.02 |
| TOTAL FIXED INCOME | | | 2,528,530.00 | 2,680,629.33 152,099.33- | 44,425.00 12,075.02 | 1.76 |
| TOTAL ASSETS | | | 3,151,511.59 | 3,294,147.34 142,635.75- | 60,378.09 13,088.81 | 1.92 |
| TOTAL ACCRUED INC | | | 13,088.81 | 13,088.81 | | |
| GRAND TOTAL ASSETS | | | 3,164,598.40 | 3,307,234.15 142,635.75- | 60,378.09 13,088.81 | 1.92 |

TRANSACTION DETAIL

| DATE | QUANTITY | DESCRIPTION | TRANSACTION TYPE | CASH | COST BASIS |
|-----------------------------|-------------|--|------------------|-------------|--------------|
| 05/01/23 | | BEGINNING BALANCE | | 0.00 | 3,280,830.51 |
| DIVIDENDS | | | | | |
| 05/01/23 | | MM0000099 DIVIDEND ON FNWM MONEY MARKET PAYABLE 04/30/2023 EFFECTIVE 04/30/2023 | DIVIDEND | 496.72 | |
| TOTAL DIVIDENDS | | | | 496.72 | 0.00 |
| INTEREST | | | | | |
| 05/01/23 | | 91282CAT8 INTEREST ON 100,000 UNITS US TREASURY NTS DTD 10/22/2020 .25% 10/31/2025 PAYABLE 04/30/2023 EFFECTIVE 04/30/2023 | INTEREST RCVD | 125.00 | |
| 05/09/23 | | 3133EC2C7 INTEREST ON 125,000 UNITS FFCB DTD 11/02/2012 2.13% 11/09/2023 PAYABLE 05/09/2023 | INTEREST RCVD | 1,331.25 | |
| 05/30/23 | | 3133833R0 INTEREST ON 125,000 UNITS FHLB CONS BD DTD 05/06/2013 2.5% 05/30/2023-2013 PAYABLE 05/30/2023 | INTEREST RCVD | 1,562.50 | |
| 05/31/23 | | 91282CDM0 INTEREST ON 150,000 UNITS US TREASURY NTS DTD 11/18/2021 .5% 11/30/2023 PAYABLE 05/31/2023 | INTEREST RCVD | 375.00 | |
| TOTAL INTEREST | | | | 3,393.75 | 0.00 |
| OTHER RECEIPTS | | | | | |
| 05/02/23 | | RECEIVED FROM ACCOUNT # 40399000045 RECEIVED RESIDUAL INCOME FROM 40310000229 UPON CLOSING | CASH RCVD | 14.34 | |
| TOTAL OTHER RECEIPTS | | | | 14.34 | 0.00 |
| PURCHASES | | | | | |
| 05/31/23 | 127,588.080 | MM0000099 NET DEPOSIT FNWM MONEY MARKET | NET CASH MGMT | 127,588.08- | 127,588.08 |
| TOTAL PURCHASES | | | | 127,588.08- | 127,588.08 |
| FEES | | | | | |
| 05/08/23 | | FEE TO FIRST NATIONAL WEALTH MANAGEMENT FOR THE PERIOD ENDING 04/30/2023 BASED ON AVERAGE MARKET VALUE___1,645.92 DISCOUNT_____987.55 | DISBURSEMENT | 658.37- | |
| 05/08/23 | | FEE TO FIRST NATIONAL WEALTH MANAGEMENT FOR THE PERIOD ENDING 04/30/2023 BASED ON AVERAGE MARKET VALUE___1,645.92 DISCOUNT_____987.56 | DISBURSEMENT | 658.36- | |
| TOTAL FEES | | | | 1,316.73- | 0.00 |

ACCOUNT NUMBER: 40310000219

STATEMENT PERIOD: MAY 01, 2023 THROUGH MAY 31, 2023

TRANSACTION DETAIL (CONTINUED)

| DATE | QUANTITY | DESCRIPTION | TRANSACTION TYPE | CASH | COST BASIS |
|-----------------------------------|--------------|---|------------------|------------|--------------|
| SALES AND MATURITIES | | | | | |
| 05/30/23 | 125,000.000- | 3133833R0 MATURED 125,000 UNITS FHLB CONS BD DTD 05/06/2013 2.5% 05/30/2023-2013 | MATURITY | 125,000.00 | 124,271.25- |
| TOTAL SALES AND MATURITIES | | | | 125,000.00 | 124,271.25- |
| 05/31/23 | | ENDING BALANCE | | 0.00 | 3,294,147.34 |

Category of Stormwater Management Cost

| Date | Invoice # | Paid | Vendor | Purpose | Expense | Maintenance | Compliance Documentation | Supplies | Contracted Services | Training/Travel | Principal | Income | Receipt | Date to Env. Trust | Account # |
|----------|------------------|-----------|----------------------------------|-----------------------------------|--------------|-------------|--------------------------|-------------|---------------------|-----------------|-----------|--------------|---------|--------------------|-------------|
| 7/11/22 | 29994 | 7/13/22 | Plymouth Engineering, Inc. | Summer St. Storm Drain | \$ 6,188.00 | | | | \$ 6,188.00 | | | \$ 6,188.00 | Y | 12/1/2022 | 10-10-22-01 |
| 7/18/22 | 43843 | 7/27/22 | Jimar Construction Products, LLC | Culvert | \$ 336.25 | | | \$ 336.25 | | | | \$ 336.25 | Y | 12/1/2022 | 10-10-22-01 |
| 7/18/22 | 6265-22 | 7/27/22 | Dirigo Materials | Rip-Rap | \$ 124.05 | | | \$ 124.05 | | | | \$ 124.05 | Y | 12/1/2022 | 10-10-22-01 |
| 8/17/22 | 30128 | 9/14/22 | Plymouth Engineering, Inc. | Summer St. Storm | \$ 1,178.00 | | | | \$ 1,178.00 | | | \$1,178.00 | Y | 12/1/2022 | 10-10-22-01 |
| 9/2/22 | 5887029 | 9/14/22 | Hammond Lumber Co. | Smoke House - Fire Station - PSAF | \$ 178.16 | | | \$ 178.16 | | | | \$ 178.16 | Y | 12/1/2022 | 05-05-30-20 |
| 9/2/22 | 6069562 | 11/16/22 | Everett J. Prescott Inc. | Mountain View Dr. | \$ 558.76 | | | \$ 558.76 | | | | \$ 558.76 | Y | 12/1/2022 | 60-10-10-20 |
| 10/4/22 | 2022825 | 10/12/22 | Centerline Utility Inc | Stormwater Investigation | \$ 618.75 | | | | \$ 618.75 | | | \$ 618.75 | Y | 12/1/2022 | 10-10-22-05 |
| 10/12/22 | 68002349-6265-22 | 11/2/22 | Dirigo Materials | Rip-Rap | \$ 125.82 | | | \$ 125.82 | | | | \$ 125.82 | Y | 12/1/2022 | 10-10-22-01 |
| 10/18/22 | 7004 | 11/2/22 | Whitmore Contracting, Inc. | Rip-Rap & Site Work | \$ 1,826.00 | | | \$ 576.00 | \$ 1,250.00 | | | \$ 1,826.00 | Y | 12/1/2022 | 10-10-22-01 |
| 10/21/22 | 1022122 | 11/2/2022 | DuBois & King | Sucker Brook Design | \$ 1,204.00 | | | | \$ 1,204.00 | | | \$ 1,204.00 | Y | 12/1/2022 | 10-10-22-01 |
| 10/28/22 | 2022-1212 | 11/2/22 | SEE, Inc | Engineering Consulting | \$ 11,375.57 | | \$ 11,375.57 | | | | | \$ 11,375.57 | Y | 12/1/2022 | 10-10-22-05 |
| 10/31/22 | 7718-5 | 11/17/22 | Sherman-Williams Bangor Store | Storm Drain Marking | \$ 353.00 | | | \$ 353.00 | | | | \$ 353.00 | Y | 12/1/2022 | 10-10-22-10 |
| 11/1/22 | 221-1176 | 11/17/22 | Lee's Concrete Inc. | Marina Road | \$ 980.00 | | | \$ 780.00 | \$ 200.00 | | | \$ 980.00 | Y | 12/1/2022 | 10-10-22-01 |
| 11/14/22 | 7096 | 11/17/22 | Whitmore Contracting, Inc. | Coldbrook Culvert Replacement | \$ 12,500.00 | | | | \$ 12,500.00 | | | \$ 12,500.00 | Y | 12/1/2022 | 10-10-22-01 |
| 4/12/22 | 153246 | 5/11/22 | Buxton Service North, Inc. | DUPLICATE INVOICE | \$ (526.12) | | | \$ (526.12) | | | | \$ (526.12) | Y | 3/2/2023 | 10-10-22-01 |
| 8/30/22 | * 5874080 * | 9/14/22 | Hammond Lumber Co. | Smoke House - Fire Station - PSAF | \$ 741.22 | | | \$ 741.22 | | | | \$ 741.22 | Y | 3/2/2023 | 05-05-30-20 |
| 10/12/22 | *04-2698999* | 11/2/22 | Clean Harbors | PFAS | \$ 6,259.52 | | | | \$ 6,259.52 | | | \$ 6,259.52 | Y | 3/2/2023 | 05-05-30-20 |
| 9/15/22 | 922087 | 9/28/22 | DuBois & King | Sucker Brook Design | \$ 3,710.00 | | | | \$ 3,710.00 | | | \$ 3,710.00 | Y | 3/2/2023 | 10-10-22-01 |
| 11/15/22 | 4886546 | 12/14/22 | Viking Inc. | Main Road - Culverts | \$ 777.48 | | | \$ 777.48 | | | | \$ 777.48 | Y | 3/2/2023 | 10-10-22-01 |
| 1/4/23 | 6250840 | | Hammond Lumber Co. | Ice and Watersheid | \$ 211.10 | | | \$ 211.10 | | | | \$ 211.10 | Y | 3/2/2023 | 10-10-22-10 |
| 1/9/23 | 1050 | 2/1/23 | Bangor Area Storm Water Group | Annual Dues | \$ 4,000.00 | | \$ 4,000.00 | | | | | \$ 4,000.00 | Y | 3/2/2023 | 10-10-22-05 |
| 1/16/23 | 2022-1280 | 2/1/2023 | SEE, Inc | MS4 Compliance. | \$ 4,023.50 | | \$ 4,023.50 | | | | | \$ 4,023.50 | Y | 3/2/2023 | 10-10-22-05 |
| 2/13/23 | 810000006 | 2/15/2023 | City of Bangor | Geomorphis Assessment | \$ 8,112.50 | | \$ 8,112.50 | | | | | \$ 8,112.50 | Y | 3/2/2023 | 10-10-22-05 |
| 4/27/23 | 7880 | 5/10/2023 | Whitmore Contracting, Inc. | Mecaw Road Pipe Replacements | \$ 22,600.00 | | | | \$ 22,600.00 | | | \$ 22,600.00 | Y | 6/15/2023 | 10-10-22-01 |
| 4/28/23 | 2023-1329 | 5/10/2023 | SEE, Inc. | MS4 Compliance. | \$ 4,451.61 | | \$ 4,451.61 | | | | | \$ 4,451.61 | Y | 6/15/2023 | 10-10-22-05 |
| 5/10/23 | 333327 | | BDN | Summer St. Notice | \$ 195.00 | | \$ 195.00 | | | | | \$ 195.00 | Y | 6/15/2023 | 10-10-22-01 |
| 5/10/23 | 31127 | | Plymouth Engineering, Inc. | Coldbrook Stormwater Design | \$ 637.50 | | | | \$ 637.50 | | | \$ 637.50 | Y | 6/15/2023 | 10-10-22-01 |
| 5/10/23 | 31128 | | Plymouth Engineering, Inc. | Summer St. Project | \$ 250.00 | | | | \$ 250.00 | | | \$ 250.00 | Y | 6/15/2023 | 10-10-22-01 |
| 5/26/23 | 20230403 | | Centerline Utility Inc | Investigate sewage in ditch | \$ 550.00 | | | | \$ 550.00 | | | \$ 550.00 | Y | 6/15/2023 | 10-10-22-05 |
| | | | | | \$ 93,539.67 | | | | | | 1-351-00 | R 01-48 | | | |
| | | | | | | | | | | | \$ - | \$ 93,539.67 | | | |

YTD reimbursed to General Fund: \$ 64,855.56

Total Proposed for Reimbursement to General Fund 06/15/2023 \$ 28,684.11

Total Proposed in Current Fiscal Year for Reimbursement to General Fund: \$ 93,539.67

Invoice's as of 6/07/2023 - \$93,539.67
 Acct. 0219 Ending Market Value 5/31/2023 - \$3,151,511.59
 \$93,539.67 + \$3,151,511.59 = 3%

YTD Deposit to:
 Total from Principal 1-351-00 HCB
 Total from Income \$ 93,539.67 R 01-48 Env Tr Rev

Budgeted revenue \$ 142,580.00 FY23 Town Budget
 Remaining budgeted revenue (FY23) \$ 49,040.33


Whitmore Contracting, Inc
 17 Lunn Lane
 Eddington, ME 04428
 207-989-2385

| Date | Invoice # |
|-----------|-----------|
| 4/27/2023 | 7880 |

Bill To
 Town of Hampden
 106 Western Ave
 Hampden, ME 04444

COPY

| P.O. No. | Terms | Project |
|----------|----------------|---------|
| | Due on receipt | |

| Quantity | Description | Rate | Amount |
|--|---|-----------|-----------|
| | Site Work- Install culverts on McCaw Rd 4/25 & 4/26 10-10-22-01 VJS 4/27/23 HECAW ROAD PIPE REPLACEMENTS <div style="text-align: center;">  </div> | 22,600.00 | 22,600.00 |
| <div style="border: 1px solid black; padding: 5px; display: inline-block;"> Prompt payment is appreciated </div> | | | |

| | |
|---|--------------------------|
| All invoices are due 15 days after the invoice date unless a credit account has been established. 1.5% will accrue after 15 days. A \$10 fee will be assessed for all re-invoicing. | Total \$22,600.00 |
|---|--------------------------|



Stillwater Environmental Engineering, Inc.
PO Box 426
Orono, ME 04473 US
207-949-0074
pruck@stillwaterenv.com
<http://www.stillwaterenv.com>

COPY

BILL TO
Victor Smith P.E.
Town of Hampden
106 Western Avenue
Hampden, ME 04444

INVOICE 2023-1329

DATE 04/28/2023 TERMS Net 15

DUE DATE 05/13/2023

| DATE | ACTIVITY | AMOUNT |
|------------|---|----------|
| 03/31/2023 | Engineering Consulting Services:Senior Project Manager/Senior Environmental Engineer Tasks: <ul style="list-style-type: none">* Client correspondence* Client meetings (2/9, 3/29)* Review MDEP Watershed Based Plan Funding requirements and projected costs* Meet w/ Town staff and MDEP re: Sucker Brook (2/15/23)* Review PY1 action items with CB* Review MDEP PY9 AR response* Review PY2 budget with staff, 9.5 @ \$115.00 | 1,092.50 |
| 03/31/2023 | Engineering Consulting Services:Project Manager Tasks: <ul style="list-style-type: none">* PY1 Inspection prep and oversight, 0.25 @ \$95.00 | 23.75 |
| 03/31/2023 | Engineering Consulting Services:Project Scientist Tasks: <ul style="list-style-type: none">* Client correspondence* GIS updates* Work on MS4 LOS plan development* Assist Town with MS4 education and outreach* Prepare Sucker brook budget update, website* Attend client meetings* PY9 MS4 annual report review and response to MDEP* BASWG activities on client behalf* IDDE investigation and discuss with PR* Prepare environmental monitoring budget for Sucker Brook in 2023* Sucker Brook website* Sucker Brook chloride monitoring, 30.75 @ \$80.00 | 2,460.00 |

P A I D
MAY 10 2023
BY:

Thank you for your business!

| DATE | ACTIVITY | AMOUNT |
|------------|--|--------|
| 03/31/2023 | Engineering Consulting Services: Intern Tasks: * Environmental compliance folder organization * Assist with training rosters, 1 @ \$50.00 | 50.00 |
| 03/31/2023 | Technology Fee 1 Monthly Fulcrum App Charge for January, February and March, 3 @ \$75.00 | 225.00 |
| 03/31/2023 | Travel Expenses Mileage, 20 @ \$0.73 | 14.60 |
| 03/31/2023 | Reimbursable Expenses * HOBO Datalogger equipment/supplies stream monitoring (\$445.76) * Lab fees and shipping for Human Bacteroides analyses (\$140), 1 @ \$585.76 | 585.76 |

For professional services provided by SEE for the period of January 1 through March 31, 2023.

| | |
|------------------|-------------------|
| TOTAL DUE | \$4,451.61 |
|------------------|-------------------|

10-10-22-05
VJS 4/29/23
MS4 COMPLIANCE

Thank you for your business!



Bangor Publishing Company
 1 Merchants Plaza
 Bangor, ME 04401
 207.990.8246 Phone / fax
 accountsrec@bangordailynews.com
 Tax ID: 01-0024570

Invoice
#INV333327
 5/10/2023

Bill To

Town Of Hampden
 106 Western Ave
 Hampden ME 04444

TOTAL
\$195.00
 Due Date: 6/9/2023

| Terms | Due Date | PO # | Product | Description |
|--------|----------|------|-------------|--|
| Net 30 | 6/9/2023 | | Classifieds | Storm Drain Improvements project Bids, BDN, May 10 |

| Quantity | Item | Options | Run Date | Amount |
|----------|---|---------|-----------|----------|
| 1 | Legal Notices Digital new | | 5/10/2023 | \$15.00 |
| 1 | Print Ad Legal Notice The Town of Hampden will receive sealed Bids for a Storm Drain Improvements project located on Summe | | 5/10/2023 | \$180.00 |

Subtotal \$195.00
Total \$195.00

Acct. No. 10-10-22-01
 Date 5/15/23
 Initials VJS
 Description B-SUMMER ST. NOTICE

Please return this portion with your payment.



AMOUNT ENCLOSED

\$, .

To pay by credit card, please call 207.990.8246.

Account Number: 4701
 Invoice Number: #INV333327
 Invoice Date: 5/10/2023
 Date Due: 6/9/2023
 Total Due: \$195.00

Town Of Hampden
 106 Western Ave
 Hampden ME 04444

Bangor Publishing Company
 PO Box 1329
 Bangor, ME 04402-1329

2000047010019500000000000000000084067123

Plymouth Engineering, Inc.

8 Main Street, Unit C
Newport, ME 04953

Received By:

MAY 12 2023

Invoice

| Date | Invoice # |
|-----------|-----------|
| 5/10/2023 | 31127 |

| Bill To |
|--|
| Town of Hampden 106 Western Avenue Hampden, ME 04444 |

Ship to:

| |
|---|
| <p>WE HAVE MOVED! PLEASE NOTE OUR NEW ADDRESS:</p> <p>8 Main St., Unit C Newport, ME 04953</p> |
|---|

| PO Number | Terms | Project |
|-----------|--------|--------------------------------------|
| | Net 30 | 21209 Hampden Summer St. Storm Drain |

| Quantity | Description | Rate | Amount |
|--------------------------------------|--|--------------|-----------------|
| 5 | Scott E. Braley, PE, Principal-in-Charge | 125.00 | 625.00 |
| 20 | Mileage Rate 2023 | 0.625 | 12.50 |
| | For project bid manual updates. | | |
| | 10-10-22-01 | | |
| | VJS 5/15/23 | | |
| | STORMWATER DESIGN COLDBROOK | | |
| For services through April 30, 2023. | | Total | \$637.50 |

SEB

Telephone: (207) 257-2071

www.plymouthengineering.com

Plymouth Engineering, Inc.

8 Main Street, Unit C
Newport, ME 04953

Invoice

Received By:

MAY 12 2023

| Date | Invoice # |
|-----------|-----------|
| 5/10/2023 | 31128 |

| Bill To |
|--|
| Town of Hamden 106 Western Avenue Hamden, ME 04444 |

Ship to:

| |
|---|
| WE HAVE MOVED! PLEASE NOTE OUR NEW ADDRESS: 8 Main St., Unit C Newport, ME 04953 |
|---|

| PO Number | Terms | Project |
|-----------|--------|-----------------------------------|
| | Net 30 | 23078 Hampden Cold Brook Drainage |

| Quantity | Description | Rate | Amount |
|--------------------------------------|---|--------------|-----------------|
| 2 | Scott E. Braley, PE, Principal-in-Charge For site visit and correspondence on U.S.F. construction. 10-10-22-01 VJS 5/15/23 SUMMER ST. PROJECT | 125.00 | 250.00 |
| For services through April 30, 2023. | | Total | \$250.00 |

SEB

Telephone: (207) 257-2071

www.plymouthengineering.com

Centerline Utilities Inc
PO Box 275
Bangor, ME 04402
(207) 852-8315
ar@centerlineutilityservices.com



INVOICE

BILL TO
Hampden Public Works

INVOICE # 20230403
DATE 05/26/2023
DUE DATE 05/26/2023
TERMS Due on receipt

| DATE | ACTIVITY | DESCRIPTION | QTY | RATE | AMOUNT |
|------------|--------------------|----------------------|-----|--------|--------|
| 05/25/2023 | CCTV Sewer Trailer | Ticket # 20232121501 | 2 | 275.00 | 550.00 |

Hamel Ave
Hampden, ME
Ordered By:Raulph

BALANCE DUE

\$550.00

10-10-22-05

VJS 5/30/23

INVESTIGATE SEWAGE IN DITCH