

**HAMPDEN ENVIRONMENTAL TRUST
COMMITTEE MEETING**

Thursday, March 28th, 2024

1:30 P.M.

HAMPDEN TOWN OFFICE

A G E N D A

1. Call to Order
2. Approval of Meeting Minutes – December 7, 2024
3. Review of financial statements from Institutional Trustee (First National Bank).
4. Review of proposed FY24 costs for reimbursement or payment from Environmental Trust, Income.
 - a. General Fund payments for Stormwater Management total \$23,355.62.
5. Set a date for the next meeting.
6. Adjourn

**HAMPDEN ENVIRONMENTAL TRUST
COMMITTEE MEETING**

Thursday, December 7th, 2023

1:00 P.M.

HAMPDEN TOWN OFFICE

MINUTES

1. Call to Order

Chair White opened the meeting at 1:00 p.m.

2. Approval of Meeting Minutes – September 7, 2023

Councilor Jarvi moved to approve meeting minutes from September 7, 2023, seconded by Trustee Lippincott. Unanimous vote 3-0-0.

3. Review of financial statements from Institutional Trustee (First National Bank).

There was no discussion on the financial statements.

4. Review of proposed FY24 costs for reimbursement or payment from Environmental Trust, Income.

- a. General Fund payments for Stormwater Management total \$32,371.98.

DPW Director Clements asked that the Trustees consider the addition of an invoice in the amount of \$3,542, be included in the amount noted on the agenda of \$32,371.98.

Councilor Jarvi made a motion to approve the Town's General Fund from the Environmental Trust Income account in the amount of \$35,913.98. (\$32,371.98, plus \$3542.00) Trustee Lippincott seconded the motion. Unanimous vote 3-0-0.

5. Set a date for the next meeting.

The Environmental Trust Committee agreed that the next meeting will be held on March 7, 2024, at 1:00 pm.

6. Adjourn

Councilor Jarvi moved, and Trustee Lippincott seconded to adjourn the meeting at 1:10 p.m., by a 3-0-0 vote.

Respectfully Submitted,

Wanda Libbey, Admin. Assistant

DRAFT



ACCOUNT NUMBER: **40310000219**

STATEMENT PERIOD: OCTOBER 01, 2023 THROUGH DECEMBER 31, 2023



FIRST NATIONAL WEALTH MANAGEMENT
P O BOX 940
DAMARISCOTTA, ME 04543

HAMPDEN ENVIRONMENTAL TRUST
TOWN OF HAMPDEN
106 WESTERN AVE
HAMPDEN, ME 04444

ACCOUNT NAME: **HAMPDEN ENVIRONMENTAL TRUST**

ADMINISTRATIVE OFFICER: **LORRAINE OUELLETTE
207-669-6368
LORRAINE.OUELLETTE
@THEFIRST.COM**

INVESTMENT OFFICER: **MATT WEAVER
866-563-1900
MATTHEW.WEAVER
@THEFIRST.COM**

Proprietary Money Market Disclosure

Please be advised that First National Wealth Management may use a First National Bank money market deposit account as a sweep investment vehicle. First National Wealth Management does not receive any compensation from First National Bank for the placement of funds in this account, nor does First National Bank receive any fees from First National Wealth Management for the use of the account. The rate on the account is set by First National Bank. First National Wealth Management reviews its use of the First National Bank money market deposit account on a regular basis to ensure that it is the most appropriate investment for First National Wealth Management client funds.




Maine Uniform Trust Code - Limitation of Action against a Trustee

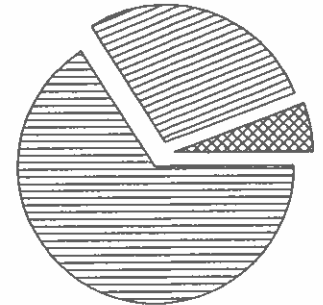
Pursuant to Maine law (M.R.S. Title 18-B, Sec. 1005), you have one year from your receipt of this accounting or report to make an objection to any item set forth in the accounting or report. Any objection you make must be in writing; it must be delivered to the Trustee within the period stated above; and it must state your objection. Your failure to deliver a written objection to the Trustee within the period stated above will permanently prevent you from later asserting this objection against the Trustee. If you have any questions or would like to discuss your account, please contact your account administrator.

Message for IRA Owners

This statement reflects the year-end fair market value of your IRA. This information will be provided to the IRS on Form 5498. The IRS will also be provided with the amount of your RMD (required minimum distribution) for 2024 if you are 73 years of age or older. You will receive a separate statement from us by January 31st indicating the amount of your RMD.

PORTFOLIO SUMMARY

	TAX COST	MARKET VALUE	PERCENT
 CASH AND EQUIVALENTS	189,736.50	189,736.50	5.9%
 EQUITIES	831,983.33	908,978.98	28.1%
 FIXED INCOME	2,255,067.82	2,137,540.00	66.0%
TOTAL ASSETS	3,276,787.65	3,236,255.48	100.0%
ACCRUED INCOME OTHER	13,270.27	13,270.27	
TOTAL ACCRUED INCOME	13,270.27	13,270.27	
TOTAL ASSETS & ACCRUALS	3,290,057.92	3,249,525.75	
BEGINNING MARKET VALUE	3,132,765.56		
ENDING MARKET VALUE	3,249,525.75		



ACTIVITY SUMMARY

	THIS PERIOD	YEAR TO DATE	REALIZED CAPITAL GAINS / LOSSES	
			THIS PERIOD	YEAR TO DATE
BEGINNING MARKET VALUE	3,126,567.22	2,673,898.01		
DIVIDENDS AND INTEREST	26,335.00	81,250.59		
OTHER RECEIPTS	0.00	38,936.70		
DISBURSEMENTS	33,305.22	78,592.11	LONG TERM	14,001.30
FEEs	3,899.83	15,136.43	SHORT TERM	69.77
NET CASH SALES/PURCHASES	10,636.57	26,458.75	TOTAL GAINS / LOSSES	14,071.07
CHANGE IN MARKET VALUE	109,921.74	562,357.47		19,897.19
ENDING MARKET VALUE	3,236,255.48	3,236,255.48	INVESTMENT PERFORMANCE	
			THIS PERIOD	YEAR TO DATE
			RATE OF RETURN	4.70%
				23.08%

ACCOUNT NUMBER: 40310000219

STATEMENT PERIOD: OCTOBER 01, 2023 THROUGH DECEMBER 31, 2023



PORTFOLIO DETAIL

DESCRIPTION	MARKET VALUE/ PRICE	TAX COST/ UNREALIZED GAIN/LOSS	EST ANNUAL INCOME/ ACCRUED INC	CURRENT YIELD
CASH AND EQUIVALENTS				
FNWM MONEY MARKET	189,736.50 1.00	189,736.50 0.00	9,942.19 828.52	5.24
TOTAL CASH AND EQUIVALENTS	189,736.50	189,736.50 0.00	9,942.19 828.52	5.24

DESCRIPTION	TICKER	SHARES	MARKET VALUE/ PRICE	TAX COST/ UNREALIZED GAIN/LOSS	EST ANNUAL INCOME/ ACCRUED INC	CURRENT YIELD
EQUITIES						
BARON EMERGING MARKETS INSTITUTIONAL	BEXIX	6,407.128	89,827.93 14.02	83,176.91 6,651.02	544.61	0.61
DFA INTERNATIONAL SMALL COMPANY I	DFISX	2,385.285	46,059.85 19.31	41,499.08 4,560.77	1,385.85	3.01
DODGE & COX INTERNATIONAL STOCK I	DODFX	3,910.706	192,250.31 49.16	173,583.00 18,667.31	4,399.54	2.29
DODGE & COX STOCK I	DODGX	871.887	212,348.08 243.55	194,788.63 17,559.45	3,086.48	1.45
FIDELITY GROWTH COMPANY FUND	FDGRX	4,903.716	156,526.61 31.92	135,052.71 21,473.90	456.05	0.29
FIDELITY LOW-PRICED STOCK #316	FLPSX	1,514.360	66,737.85 44.07	68,644.60 1,906.75-	1,349.29	2.02
NEUBERGER BERMAN GENESIS INSTL	NBGIX	622.581	38,033.47 61.09	36,937.09 1,096.38	59.77	0.16
PARNASSUS MID CAP FUND CL I	PFPMX	1,822.411	68,194.62 37.42	63,504.02 4,690.60	375.42	0.55
VANGUARD SMALL CAP VALUE ADMIRAL	VSIAX	499.491	39,000.26 78.08	34,797.29 4,202.97	817.17	2.10
TOTAL EQUITIES			908,978.98	831,983.33 76,995.65	12,474.18 0.00	1.37

BOND QUALITY SUMMARY

	S & P QUALITY RATING	MARKET VALUE	PERCENT
	TREASURY / AGENCY	1,984,545.25	92.8%
	NOT RATED	152,994.75	7.2%
	Total	2,137,540.00	100.0%

PORTFOLIO DETAIL (CONTINUED)

DESCRIPTION	RATING	PAR VALUE	MARKET VALUE/ PRICE	TAX COST/ UNREALIZED GAIN/LOSS	EST ANNUAL INCOME/ ACCRUED INC	CURRENT YIELD
FIXED INCOME						
FHLB CONS BD DTD 08/01/2016 1.875% 09/11/2026	AA+	200,000.000	188,924.00 94.46	204,757.58 15,833.58-	3,750.00 1,145.83	1.98
FHLB CONS BD DTD 07/01/2021 .875% 06/12/2026	AA+	150,000.000	138,622.50 92.42	150,832.86 12,210.36-	1,312.50 69.27	0.95
FFCB CONS BD DTD 02/14/2013 2.33% 02/21/2024	AA+	125,000.000	124,460.00 99.57	120,717.50 3,742.50	2,912.50 1,051.74	2.34
FFCB DTD 11/05/2015 2.5% 01/13/2025	AA+	125,000.000	122,440.00 97.95	125,679.31 3,239.31-	3,125.00 1,458.33	2.55
JPMORGAN CHASE BANK NA CD CLL DTD 09/28/2022 4.3% 09/30/2024		75,000.000	74,535.75 99.38	75,000.00 464.25-	3,225.00 823.97	4.33
MAINE HEALTH & HIGHER EDL FACS AUTH REV BDS DTD 06/28/2016 5% 07/01/2026		75,000.000	78,459.00 104.61	78,014.40 444.60	3,750.00 1,875.00	4.78
US TREASURY NOTES DTD 08/23/2018 2.75% 08/31/2025		100,000.000	97,367.00 97.37	99,432.31 2,065.31-	2,750.00 929.26	2.82
US TREASURY NOTES DTD 08/15/2015 2% 08/15/2025		200,000.000	192,492.00 96.25	197,046.88 4,554.88-	4,000.00 1,510.87	2.08
US TREASURY NTS DTD 07/23/2020 .25% 07/31/2025		200,000.000	187,328.00 93.66	197,687.50 10,359.50-	500.00 209.24	0.27
US TREASURY NTS DTD 10/22/2020 .25% 10/31/2025		100,000.000	92,910.00 92.91	96,973.16 4,063.16-	250.00 42.58	0.27
US TREASURY NTS DTD 02/03/2021 1.125% 02/15/2031		200,000.000	167,218.00 83.61	189,904.40 22,686.40-	2,250.00 849.86	1.35
US TREASURY NTS DTD 06/17/2021 .875% 06/30/2026		200,000.000	185,016.00 92.51	201,438.34 16,422.34-	1,750.00 4.81	0.95
US TREASURY NTS DTD 08/19/2021 .75% 08/31/2026		225,000.000	206,376.75 91.72	224,567.95 18,191.20-	1,687.50 570.23	0.82
US TREASURY NTS DTD 02/17/2022 1.875% 02/28/2027		300,000.000	281,391.00 93.80	293,015.63 11,624.63-	5,625.00 1,900.76	2.00
TOTAL FIXED INCOME			2,137,540.00	2,255,067.82 117,527.82-	36,887.50 12,441.75	1.73
TOTAL ASSETS			3,236,255.48	3,276,787.65 40,532.17-	59,303.87 13,270.27	1.83
TOTAL ACCRUED INC			13,270.27	13,270.27		
GRAND TOTAL ASSETS			3,249,525.75	3,290,057.92 40,532.17-	59,303.87 13,270.27	1.83



TRANSACTION DETAIL

DATE	QUANTITY	DESCRIPTION	TRANSACTION TYPE	CASH	COST BASIS
10/01/23		BEGINNING BALANCE		233.48	3,287,143.97
DIVIDENDS					
10/02/23		MM0000099 DIVIDEND ON FNWM MONEY MARKET PAYABLE 09/30/2023 EFFECTIVE 09/30/2023	DIVIDEND	1,087.43	
11/01/23		MM0000099 DIVIDEND ON FNWM MONEY MARKET PAYABLE 10/31/2023 EFFECTIVE 10/31/2023	DIVIDEND	1,047.44	
11/17/23		701765505 LONG TERM CAPITAL GAINS DIVIDEND ON 1,785.235 SHS PARNASSUS MID CAP FUND CL I AT .7164 PER SHARE PAYABLE 11/16/2023 EX DATE 11/16/2023 EFFECTIVE 11/16/2023	DIVIDEND	1,278.94	
12/01/23		MM0000099 DIVIDEND ON FNWM MONEY MARKET PAYABLE 11/30/2023 EFFECTIVE 11/30/2023	DIVIDEND	354.38	
12/08/23		06828M876 DIVIDEND ON 6,407.128 SHS BARON EMERGING MARKETS INSTITUTIONAL AT .0853 PER SHARE PAYABLE 12/07/2023 EX DATE 12/07/2023 EFFECTIVE 12/07/2023	DIVIDEND	546.53	
12/11/23		316345305 DIVIDEND ON 1,466.459 SHS FIDELITY LOW-PRICED STOCK #316 AT .315 PER SHARE PAYABLE 12/11/2023 EX DATE 12/08/2023	DIVIDEND	461.93	
12/11/23		316345305 SHORT TERM CAPITAL GAINS DIVIDEND ON 1,466.459 SHS FIDELITY LOW-PRICED STOCK #316 AT .016 PER SHARE PAYABLE 12/11/2023 EX DATE 12/08/2023	DIVIDEND	23.46	
12/11/23		316345305 LONG TERM CAPITAL GAINS DIVIDEND ON 1,466.459 SHS FIDELITY LOW-PRICED STOCK #316 AT 1.352 PER SHARE PAYABLE 12/11/2023 EX DATE 12/08/2023	DIVIDEND	1,982.65	
12/14/23		233203629 DIVIDEND ON 2,385.285 SHS DFA INTERNATIONAL SMALL COMPANY I AT .2165 PER SHARE PAYABLE 12/14/2023 EX DATE 12/13/2023	DIVIDEND	516.41	
12/18/23		641233200 DIVIDEND ON 604.291 SHS NEUBERGER BERMAN GENESIS INSTL AT .0964 PER SHARE PAYABLE 12/15/2023 EX DATE 12/15/2023 EFFECTIVE 12/15/2023	DIVIDEND	58.25	
12/18/23		641233200 LONG TERM CAPITAL GAINS DIVIDEND ON 604.291 SHS NEUBERGER BERMAN GENESIS INSTL AT 1.8178 PER SHARE PAYABLE 12/15/2023 EX DATE 12/15/2023 EFFECTIVE 12/15/2023	DIVIDEND	1,098.48	

TRANSACTION DETAIL (CONTINUED)

DATE	QUANTITY	DESCRIPTION	TRANSACTION TYPE	CASH	COST BASIS
12/19/23		256206103 DIVIDEND ON 3,910.706 SHS DODGE & COX INTERNATIONAL STOCK I AT 1.125 PER SHARE PAYABLE 12/18/2023 EX DATE 12/18/2023 EFFECTIVE 12/18/2023	DIVIDEND	4,399.54	
12/19/23		256219106 DIVIDEND ON 857.526 SHS DODGE & COX STOCK I AT .889 PER SHARE PAYABLE 12/18/2023 EX DATE 12/18/2023 EFFECTIVE 12/18/2023	DIVIDEND	762.34	
12/19/23		256219106 SHORT TERM CAPITAL GAINS DIVIDEND ON 857.526 SHS DODGE & COX STOCK I AT .054 PER SHARE PAYABLE 12/18/2023 EX DATE 12/18/2023 EFFECTIVE 12/18/2023	DIVIDEND	46.31	
12/19/23		256219106 LONG TERM CAPITAL GAINS DIVIDEND ON 857.526 SHS DODGE & COX STOCK I AT 3.98 PER SHARE PAYABLE 12/18/2023 EX DATE 12/18/2023 EFFECTIVE 12/18/2023	DIVIDEND	3,412.95	
12/21/23		921937686 DIVIDEND ON 499.491 SHS VANGUARD SMALL CAP VALUE ADMIRAL AT .4957 PER SHARE PAYABLE 12/21/2023 EX DATE 12/20/2023	DIVIDEND	247.60	
12/21/23		701765505 DIVIDEND ON 1,822.411 SHS PARNASSUS MID CAP FUND CL I AT .2064 PER SHARE PAYABLE 12/20/2023 EX DATE 12/20/2023 EFFECTIVE 12/20/2023	DIVIDEND	376.15	
12/27/23		316200104 LONG TERM CAPITAL GAINS DIVIDEND ON 4,723.113 SHS FIDELITY GROWTH COMPANY FUND AT 1.224 PER SHARE PAYABLE 12/27/2023 EX DATE 12/26/2023	DIVIDEND	5,781.09	
12/28/23		06828M876 DIVIDEND ON 6,407.128 SHS BARON EMERGING MARKETS INSTITUTIONAL AT .0111 PER SHARE PAYABLE 12/28/2023 EX DATE 12/27/2023	DIVIDEND	71.12	
TOTAL DIVIDENDS				23,553.00	0.00
INTEREST					
10/02/23		46593LQF9 INTEREST ON 75,000 UNITS JPMORGAN CHASE BANK NA CD CLL DTD 09/28/2022 4.3% 09/30/2024 PAYABLE 09/30/2023 EFFECTIVE 09/30/2023	INTEREST RCVD	1,625.75	
10/31/23		91282CAT8 INTEREST ON 100,000 UNITS US TREASURY NTS DTD 10/22/2020 .25% 10/31/2025 PAYABLE 10/31/2023	INTEREST RCVD	125.00	
11/30/23		91282CDM0 INTEREST ON 150,000 UNITS US TREASURY NTS DTD 11/18/2021 .5% 11/30/2023 PAYABLE 11/30/2023	INTEREST RCVD	375.00	


TRANSACTION DETAIL (CONTINUED)

DATE	QUANTITY	DESCRIPTION	TRANSACTION TYPE	CASH	COST BASIS
12/12/23		3130AN4T4 INTEREST ON 150,000 UNITS FHLB CONS BD DTD 07/01/2021 .875% 06/12/2026 PAYABLE 12/12/2023	INTEREST RCVD	656.25	
TOTAL INTEREST				2,782.00	0.00
PURCHASES					
11/06/23	758.725	06828M876 PURCHASED 758.725 SHS BARON EMERGING MARKETS INSTITUTIONAL ON 11/03/2023 AT 13.18	BUY	10,000.00-	10,000.00
11/06/23	282.805	233203629 PURCHASED 282.805 SHS DFA INTERNATIONAL SMALL COMPANY I ON 11/03/2023 AT 17.68	BUY	5,000.00-	5,000.00
11/06/23	453.564	256206103 PURCHASED 453.564 SHS DODGE & COX INTERNATIONAL STOCK I ON 11/03/2023 AT 46.30	BUY	21,000.00-	21,000.00
11/06/23	97.165	256219106 PURCHASED 97.165 SHS DODGE & COX STOCK I ON 11/03/2023 AT 226.42	BUY	22,000.00-	22,000.00
11/06/23	540.541	316200104 PURCHASED 540.541 SHS FIDELITY GROWTH COMPANY FUND ON 11/03/2023 AT 29.60	BUY	16,000.00-	16,000.00
11/06/23	167.906	316345305 PURCHASED 167.906 SHS FIDELITY LOW-PRICED STOCK #316 ON 11/03/2023 AT 41.69	BUY	7,000.00-	7,000.00
11/06/23	71.301	641233200 PURCHASED 71.301 SHS NEUBERGER BERMAN GENESIS INSTL ON 11/03/2023 AT 56.10	BUY	4,000.00-	4,000.00
11/06/23	206.917	701765505 PURCHASED 206.917 SHS PARNASSUS MID CAP FUND CL I ON 11/03/2023 AT 33.83	BUY	7,000.00-	7,000.00
11/06/23	58.216	921937686 PURCHASED 58.216 SHS VANGUARD SMALL CAP VALUE ADMIRAL ON 11/03/2023 AT 68.71	BUY	4,000.00-	4,000.00
11/10/23	761.035	06828M876 PURCHASED 761.035 SHS BARON EMERGING MARKETS INSTITUTIONAL ON 11/09/2023 AT 13.14	BUY	10,000.00-	10,000.00
11/10/23	287.521	233203629 PURCHASED 287.521 SHS DFA INTERNATIONAL SMALL COMPANY I ON 11/09/2023 AT 17.39	BUY	5,000.00-	5,000.00
11/10/23	457.815	256206103 PURCHASED 457.815 SHS DODGE & COX INTERNATIONAL STOCK I ON 11/09/2023 AT 45.87	BUY	21,000.00-	21,000.00
11/10/23	98.867	256219106 PURCHASED 98.867 SHS DODGE & COX STOCK I ON 11/09/2023 AT 222.52	BUY	22,000.00-	22,000.00
11/10/23	537.996	316200104 PURCHASED 537.996 SHS FIDELITY GROWTH COMPANY FUND ON 11/09/2023 AT 29.74	BUY	16,000.00-	16,000.00

TRANSACTION DETAIL (CONTINUED)

DATE	QUANTITY	DESCRIPTION	TRANSACTION TYPE	CASH	COST BASIS
11/10/23	171.442	316345305 PURCHASED 171.442 SHS FIDELITY LOW-PRICED STOCK #316 ON 11/09/2023 AT 40.83	BUY	7,000.00-	7,000.00
11/10/23	73.153	641233200 PURCHASED 73.153 SHS NEUBERGER BERMAN GENESIS INSTL ON 11/09/2023 AT 54.68	BUY	4,000.00-	4,000.00
11/10/23	207.530	701765505 PURCHASED 207.53 SHS PARNASSUS MID CAP FUND CL I ON 11/09/2023 AT 33.73	BUY	7,000.00-	7,000.00
11/10/23	60.223	921937686 PURCHASED 60.223 SHS VANGUARD SMALL CAP VALUE ADMIRAL ON 11/09/2023 AT 66.42	BUY	4,000.00-	4,000.00
11/17/23	37.176	701765505 PURCHASED 37.176 SHS PARNASSUS MID CAP FUND CL I ON 11/16/2023 AT 34.41 FOR REINVESTMENT	BUY	1,278.94-	1,278.94
12/11/23	0.560	316345305 PURCHASED .56 SHS FIDELITY LOW-PRICED STOCK #316 ON 12/11/2023 AT 41.88 FOR REINVESTMENT	BUY	23.46-	23.46
12/11/23	47.341	316345305 PURCHASED 47.341 SHS FIDELITY LOW-PRICED STOCK #316 ON 12/11/2023 AT 41.88 FOR REINVESTMENT	BUY	1,982.65-	1,982.65
12/18/23	18.290	641233200 PURCHASED 18.29 SHS NEUBERGER BERMAN GENESIS INSTL ON 12/15/2023 AT 60.06 FOR REINVESTMENT	BUY	1,098.48-	1,098.48
12/19/23	0.192	256219106 PURCHASED .192 SHS DODGE & COX STOCK I ON 12/18/2023 AT 240.88 FOR REINVESTMENT	BUY	46.31-	46.31
12/19/23	14.169	256219106 PURCHASED 14.169 SHS DODGE & COX STOCK I ON 12/18/2023 AT 240.88 FOR REINVESTMENT	BUY	3,412.95-	3,412.95
12/27/23	180.603	316200104 PURCHASED 180.603 SHS FIDELITY GROWTH COMPANY FUND ON 12/27/2023 AT 32.01 FOR REINVESTMENT	BUY	5,781.09-	5,781.09
TOTAL PURCHASES				205,623.88-	205,623.88
DISTRIBUTIONS					
10/12/23		DISTRIBUTION TO TOWN OF HAMPDEN DISTRIBUTION PER REQUEST OF INDIVIDUAL TRUSTEES DTD 9/18/23	DISBURSEMENT	13,676.25-	
10/12/23		DISTRIBUTION TO TOWN OF HAMPDEN DISTRIBUTION PER REQUEST OF INDIVIDUAL TRUSTEES DTD 9/18/23	DISBURSEMENT	19,628.97-	
TOTAL DISTRIBUTIONS				33,305.22-	0.00



TRANSACTION DETAIL (CONTINUED)

DATE	QUANTITY	DESCRIPTION	TRANSACTION TYPE	CASH	COST BASIS
FEES					
10/10/23		FEE TO FIRST NATIONAL WEALTH MANAGEMENT FOR THE PERIOD ENDING 09/30/2023 BASED ON AVERAGE MARKET VALUE 1,637.30 DISCOUNT 982.38	DISBURSEMENT	654.92-	
10/10/23		FEE TO FIRST NATIONAL WEALTH MANAGEMENT FOR THE PERIOD ENDING 09/30/2023 BASED ON AVERAGE MARKET VALUE 1,637.30 DISCOUNT 982.38	DISBURSEMENT	654.92-	
11/07/23		FEE TO FIRST NATIONAL WEALTH MANAGEMENT FOR THE PERIOD ENDING 10/31/2023 BASED ON AVERAGE MARKET VALUE 1,610.61 DISCOUNT 966.37	DISBURSEMENT	644.24-	
11/07/23		FEE TO FIRST NATIONAL WEALTH MANAGEMENT FOR THE PERIOD ENDING 10/31/2023 BASED ON AVERAGE MARKET VALUE 1,610.61 DISCOUNT 966.37	DISBURSEMENT	644.24-	
12/07/23		FEE TO FIRST NATIONAL WEALTH MANAGEMENT FOR THE PERIOD ENDING 11/30/2023 BASED ON AVERAGE MARKET VALUE 1,626.89 DISCOUNT 976.13	DISBURSEMENT	650.76-	
12/07/23		FEE TO FIRST NATIONAL WEALTH MANAGEMENT FOR THE PERIOD ENDING 11/30/2023 BASED ON AVERAGE MARKET VALUE 1,626.89 DISCOUNT 976.12	DISBURSEMENT	650.75-	
TOTAL FEES				3,899.83-	0.00
OTHER DISBURSEMENTS					
12/12/23		3130AN4T4 AMORTIZATION ON 150,000 UNITS FHLB CONS BD DTD 07/01/2021 .875% 06/12/2026 TO ADJUST TAX LOT, AMORTIZATION = 166.94-	AMORTIZATION		166.94-
TOTAL OTHER DISBURSEMENTS				0.00	166.94-
SALES AND MATURITIES					
11/30/23	150,000.000-	91282CDM0 MATURED 150,000 UNITS US TREASURY NTS DTD 11/18/2021 .5% 11/30/2023	MATURITY	150,000.00	149,552.81-
12/31/23	66,260.450-	MM0000099 NET WITHDRAWAL FNWM MONEY MARKET	NET CASH MGMT	66,260.45	66,260.45-
TOTAL SALES AND MATURITIES				216,260.45	215,813.26-
12/31/23		ENDING BALANCE		0.00	3,276,787.65

Nov-23

amount carried forward	\$3,068,470.13
Withdrawals	
Income Div. & Cap Gains	\$2,701.38
Fees	-\$1,288.48
other receipts & disbursements	
net cash sales/purchases	-\$1,412.90
Change in Mkt Value	\$89,172.32

Balance		G4-110-19	
		\$3,157,642.45	
	difference	\$89,172.32	
	August posting		
		+	-
		debit	credit
prin	G4-110-19	\$89,172.32	
fund bal	G4-610-18		\$89,172.32

G4-610-18 total	MAX AVAILABLE SPEND FOR FY24 4%
\$3,157,642.45	\$126,305.70
\$89,172.32	fund balance +/-

FIRST NATIONAL WEALTH MANAGEMENT
P O BOX 940
DAMARISCOTTA, ME 04543

HAMPDEN ENVIRONMENTAL TRUST
TOWN OF HAMPDEN
106 WESTERN AVE
HAMPDEN, ME 04444

ACCOUNT NAME: HAMPDEN ENVIRONMENTAL TRUST

ADMINISTRATIVE OFFICER: LORRAINE OUELLETTE
207-669-6368
LORRAINE.OUELLETTE
@THEFIRST.COM

INVESTMENT OFFICER: MATT WEAVER
866-563-1900
MATTHEW.WEAVER
@THEFIRST.COM

Proprietary Money Market Disclosure


Please be advised that First National Wealth Management may use a First National Bank money market deposit account as a sweep investment vehicle. First National Wealth Management does not receive any compensation from First National Bank for the placement of funds in this account, nor does First National Bank receive any fees from First National Wealth Management for the use of the account. The rate on the account is set by First National Bank. First National Wealth Management reviews its use of the First National Bank money market deposit account on a regular basis to ensure that it is the most appropriate investment for First National Wealth Management client funds.

PORTFOLIO DETAIL

DESCRIPTION	MARKET VALUE/ PRICE	TAX COST/ UNREALIZED GAIN/LOSS	EST ANNUAL INCOME/ ACCRUED INC	CURRENT YIELD
CASH AND EQUIVALENTS				
FNWM MONEY MARKET	182,587.51 1.00	182,587.51 0.00	9,567.59 797.30	5.24
TOTAL CASH AND EQUIVALENTS	182,587.51	182,587.51 0.00	9,567.59 797.30	5.24

DESCRIPTION	TICKER	SHARES	MARKET VALUE/ PRICE	TAX COST/ UNREALIZED GAIN/LOSS	EST ANNUAL INCOME/ ACCRUED INC	CURRENT YIELD
EQUITIES						
BARON EMERGING MARKETS INSTITUTIONAL	BEXIX	6,407.128	87,329.15 13.63	83,176.91 4,152.24	435.68	0.50
DFA INTERNATIONAL SMALL COMPANY I	DFISX	2,385.285	43,722.27 18.33	41,499.08 2,223.19	1,271.36	2.91
DODGE & COX INTERNATIONAL STOCK I	DODFX	3,910.706	187,948.53 48.06	173,583.00 14,365.53	3,754.28	2.00
DODGE & COX STOCK I	DODGX	857.526	201,321.38 234.77	191,329.37 9,992.01	2,847.84	1.41
FIDELITY GROWTH COMPANY FUND	FDGRX	4,723.113	147,691.74 31.27	129,271.62 18,420.12	439.25	0.30
FIDELITY LOW-PRICED STOCK #316	FLPSX	1,466.459	62,823.10 42.84	66,638.49 3,815.39-	1,224.49	1.95
NEUBERGER BERMAN GENESIS INSTL	NBGIX	604.291	34,958.23 57.85	35,838.61 880.38-	27.19	0.08
PARNASSUS MID CAP FUND CL I	PFPMX	1,822.411	64,677.37 35.49	63,504.02 1,173.35	147.62	0.23
VANGUARD SMALL CAP VALUE ADMIRAL	VSIAX	499.491	35,408.92 70.89	34,797.29 611.63	809.67	2.29
TOTAL EQUITIES			865,880.69	819,638.39 46,242.30	10,957.38 0.00	1.27

BOND QUALITY SUMMARY



ACCOUNT NUMBER: 40310000219

STATEMENT PERIOD: NOVEMBER 01, 2023 THROUGH NOVEMBER 30, 2023

PORTFOLIO DETAIL (CONTINUED)

DESCRIPTION	RATING	PAR VALUE	MARKET VALUE/ PRICE	TAX COST/ UNREALIZED GAIN/LOSS	EST ANNUAL INCOME/ ACCRUED INC	CURRENT YIELD
FIXED INCOME						
FHLB CONS BD DTD 08/01/2016 1.875% 09/11/2026	AA+	200,000.000	185,840.00 92.92	204,757.58 18,917.58-	3,750.00 833.33	2.02
FHLB CONS BD DTD 07/01/2021 .875% 06/12/2026	AA+	150,000.000	136,741.50 91.16	150,999.80 14,258.30-	1,312.50 616.15	0.96
FFCB CONS BD DTD 02/14/2013 2.33% 02/21/2024	AA+	125,000.000	124,117.50 99.29	120,717.50 3,400.00	2,912.50 809.03	2.35
FFCB DTD 11/05/2015 2.5% 01/13/2025	AA+	125,000.000	121,412.50 97.13	125,679.31 4,266.81-	3,125.00 1,197.92	2.57
JPMORGAN CHASE BANK NA CD CLL DTD 09/28/2022 4.3% 09/30/2024		75,000.000	74,239.50 98.99	75,000.00 760.50-	3,225.00 549.31	4.34
MAINE HEALTH & HIGHER EDL FACS AUTH REV BDS DTD 06/28/2016 5% 07/01/2026		75,000.000	77,976.75 103.97	78,014.40 37.65-	3,750.00 1,562.50	4.81
US TREASURY NOTES DTD 08/23/2018 2.75% 08/31/2025		100,000.000	96,570.00 96.57	99,432.31 2,862.31-	2,750.00 695.05	2.85
US TREASURY NOTES DTD 08/15/2015 2% 08/15/2025		200,000.000	190,812.00 95.41	197,046.88 6,234.88-	4,000.00 1,173.91	2.10
US TREASURY NTS DTD 07/23/2020 .25% 07/31/2025		200,000.000	185,438.00 92.72	197,687.50 12,249.50-	500.00 167.12	0.27
US TREASURY NTS DTD 10/22/2020 .25% 10/31/2025		100,000.000	91,863.00 91.86	96,973.16 5,110.16-	250.00 21.29	0.27
US TREASURY NTS DTD 02/03/2021 1.125% 02/15/2031		200,000.000	161,242.00 80.62	189,904.40 28,662.40-	2,250.00 660.33	1.40
US TREASURY NTS DTD 06/17/2021 .875% 06/30/2026		200,000.000	182,578.00 91.29	201,438.34 18,860.34-	1,750.00 732.34	0.96
US TREASURY NTS DTD 08/19/2021 .75% 08/31/2026		225,000.000	203,395.50 90.40	224,567.95 21,172.45-	1,687.50 426.51	0.83
US TREASURY NTS DTD 02/17/2022 1.875% 02/28/2027		300,000.000	276,948.00 92.32	293,015.63 16,067.63-	5,625.00 1,421.70	2.03
TOTAL FIXED INCOME			2,109,174.25	2,255,234.76 146,060.51-	36,887.50 10,866.49	1.75
TOTAL ASSETS			3,157,642.45	3,257,480.66 99,818.21-	57,412.47 11,663.79	1.82
TOTAL ACCRUED INC			11,663.79	11,663.79		
GRAND TOTAL ASSETS			3,169,306.24	3,269,124.45 99,818.21-	57,412.47 11,663.79	1.82

TRANSACTION DETAIL

DATE	QUANTITY	DESCRIPTION	TRANSACTION TYPE	CASH	COST BASIS
11/01/23		BEGINNING BALANCE		0.00	3,255,600.57
DIVIDENDS					
11/01/23		MM0000099 DIVIDEND ON FNWM MONEY MARKET PAYABLE 10/31/2023 EFFECTIVE 10/31/2023	DIVIDEND	1,047.44	
11/17/23		701765505 LONG TERM CAPITAL GAINS DIVIDEND ON 1,785.235 SHS PARNASSUS MID CAP FUND CL I AT .7164 PER SHARE PAYABLE 11/16/2023 EX DATE 11/16/2023 EFFECTIVE 11/16/2023	DIVIDEND	1,278.94	
TOTAL DIVIDENDS				2,326.38	0.00
INTEREST					
11/30/23		91282CDM0 INTEREST ON 150,000 UNITS US TREASURY NTS DTD 11/18/2021 .5% 11/30/2023 PAYABLE 11/30/2023	INTEREST RCVD	375.00	
TOTAL INTEREST				375.00	0.00
PURCHASES					
11/06/23	758.725	06828M876 PURCHASED 758.725 SHS BARON EMERGING MARKETS INSTITUTIONAL ON 11/03/2023 AT 13.18	BUY	10,000.00-	10,000.00
11/06/23	282.805	233203629 PURCHASED 282.805 SHS DFA INTERNATIONAL SMALL COMPANY I ON 11/03/2023 AT 17.68	BUY	5,000.00-	5,000.00
11/06/23	453.564	256206103 PURCHASED 453.564 SHS DODGE & COX INTERNATIONAL STOCK I ON 11/03/2023 AT 46.30	BUY	21,000.00-	21,000.00
11/06/23	97.165	256219106 PURCHASED 97.165 SHS DODGE & COX STOCK I ON 11/03/2023 AT 226.42	BUY	22,000.00-	22,000.00
11/06/23	540.541	316200104 PURCHASED 540.541 SHS FIDELITY GROWTH COMPANY FUND ON 11/03/2023 AT 29.60	BUY	16,000.00-	16,000.00
11/06/23	167.906	316345305 PURCHASED 167.906 SHS FIDELITY LOW-PRICED STOCK #316 ON 11/03/2023 AT 41.69	BUY	7,000.00-	7,000.00
11/06/23	71.301	641233200 PURCHASED 71.301 SHS NEUBERGER BERMAN GENESIS INSTL ON 11/03/2023 AT 56.10	BUY	4,000.00-	4,000.00
11/06/23	206.917	701765505 PURCHASED 206.917 SHS PARNASSUS MID CAP FUND CL I ON 11/03/2023 AT 33.83	BUY	7,000.00-	7,000.00
11/06/23	58.216	921937686 PURCHASED 58.216 SHS VANGUARD SMALL CAP VALUE ADMIRAL ON 11/03/2023 AT 68.71	BUY	4,000.00-	4,000.00
11/10/23	761.035	06828M876 PURCHASED 761.035 SHS BARON EMERGING MARKETS INSTITUTIONAL ON 11/09/2023 AT 13.14	BUY	10,000.00-	10,000.00

TRANSACTION DETAIL (CONTINUED)

DATE	QUANTITY	DESCRIPTION	TRANSACTION TYPE	CASH	COST BASIS
11/10/23	287.521	233203629 PURCHASED 287.521 SHS DFA INTERNATIONAL SMALL COMPANY I ON 11/09/2023 AT 17.39	BUY	5,000.00-	5,000.00
11/10/23	457.815	256206103 PURCHASED 457.815 SHS DODGE & COX INTERNATIONAL STOCK I ON 11/09/2023 AT 45.87	BUY	21,000.00-	21,000.00
11/10/23	98.867	256219106 PURCHASED 98.867 SHS DODGE & COX STOCK I ON 11/09/2023 AT 222.52	BUY	22,000.00-	22,000.00
11/10/23	537.996	316200104 PURCHASED 537.996 SHS FIDELITY GROWTH COMPANY FUND ON 11/09/2023 AT 29.74	BUY	16,000.00-	16,000.00
11/10/23	171.442	316345305 PURCHASED 171.442 SHS FIDELITY LOW-PRICED STOCK #316 ON 11/09/2023 AT 40.83	BUY	7,000.00-	7,000.00
11/10/23	73.153	641233200 PURCHASED 73.153 SHS NEUBERGER BERMAN GENESIS INSTL ON 11/09/2023 AT 54.68	BUY	4,000.00-	4,000.00
11/10/23	207.530	701765505 PURCHASED 207.53 SHS PARNASSUS MID CAP FUND CL I ON 11/09/2023 AT 33.73	BUY	7,000.00-	7,000.00
11/10/23	60.223	921937686 PURCHASED 60.223 SHS VANGUARD SMALL CAP VALUE ADMIRAL ON 11/09/2023 AT 66.42	BUY	4,000.00-	4,000.00
11/17/23	37.176	701765505 PURCHASED 37.176 SHS PARNASSUS MID CAP FUND CL I ON 11/16/2023 AT 34.41 FOR REINVESTMENT	BUY	1,278.94-	1,278.94
TOTAL PURCHASES				193,278.94-	193,278.94
FEES					
11/07/23		FEE TO FIRST NATIONAL WEALTH MANAGEMENT FOR THE PERIOD ENDING 10/31/2023 BASED ON AVERAGE MARKET VALUE ___1,610.61 DISCOUNT ___966.37	DISBURSEMENT	644.24-	
11/07/23		FEE TO FIRST NATIONAL WEALTH MANAGEMENT FOR THE PERIOD ENDING 10/31/2023 BASED ON AVERAGE MARKET VALUE ___1,610.61 DISCOUNT ___966.37	DISBURSEMENT	644.24-	
TOTAL FEES				1,288.48-	0.00
SALES AND MATURITIES					
11/30/23	150,000.000-	91282CDM0 MATURED 150,000 UNITS US TREASURY NTS DTD 11/18/2021 .5% 11/30/2023	MATURITY	150,000.00	149,552.81-
11/30/23	41,866.040-	MM0000099 NET WITHDRAWAL FNWM MONEY MARKET	NET CASH MGMT	41,866.04	41,866.04-
TOTAL SALES AND MATURITIES				191,866.04	191,418.85-
11/30/23		ENDING BALANCE		0.00	3,257,460.66

Dec-23

amount carried forward	\$3,157,642.45
Withdrawals	
Income Div. & Cap Gains	\$20,795.44
Fees	-\$1,301.51
other receipts & disbursements	
net cash sales/purchases	-\$19,493.93
Change in Mkt Value	\$78,613.03

Balance		G4-110-19	
		\$3,236,255.48	
		difference	\$78,613.03
	November posting		
		+	-
		debit	credit
prin	G4-110-19	\$78,613.03	
fund bal	G4-610-18		\$78,613.03

G4-610-18 total	MAX AVAILABLE SPEND FOR FY24 4%
\$3,236,255.48	\$129,450.22
\$78,613.03	fund balance +/-



ACCOUNT NUMBER: 40310000219
STATEMENT PERIOD: DECEMBER 01, 2023 THROUGH DECEMBER 31, 2023

FIRST NATIONAL WEALTH MANAGEMENT
P O BOX 940
DAMARISCOTTA, ME 04543

HAMPDEN ENVIRONMENTAL TRUST
TOWN OF HAMPDEN
106 WESTERN AVE
HAMPDEN, ME 04444

ACCOUNT NAME:	HAMPDEN ENVIRONMENTAL TRUST
ADMINISTRATIVE OFFICER:	LORRAINE OUELLETTE 207-869-6368 LORRAINE.OUELLETTE@THEFIRST.COM
INVESTMENT OFFICER:	MATT WEAVER 866-563-1900 MATTHEW.WEAVER@THEFIRST.COM

Proprietary Money Market Disclosure

Please be advised that First National Wealth Management may use a First National Bank money market deposit account as a sweep investment vehicle. First National Wealth Management does not receive any compensation from First National Bank for the placement of funds in this account, nor does First National Bank receive any fees from First National Wealth Management for the use of the account. The rate on the account is set by First National Bank. First National Wealth Management reviews its use of the First National Bank money market deposit account on a regular basis to ensure that it is the most appropriate investment for First National Wealth Management client funds.

Maine Uniform Trust Code - Limitation of Action against a Trustee

Pursuant to Maine law (M.R.S. Title 18-B, Sec. 1005), you have one year from your receipt of this accounting or report to make an objection to any item set forth in the accounting or report. Any objection you make must be in writing; it must be delivered to the Trustee within the period stated above; and it must state your objection. Your failure to deliver a written objection to the Trustee within the period stated above will permanently prevent you from later asserting this objection against the Trustee. If you have any questions or would like to discuss your account, please contact your account administrator.

Message for IRA Owners


This statement reflects the year-end fair market value of your IRA. This information will be provided to the IRS on Form 5498. The IRS will also be provided with the amount of your RMD (required minimum distribution) for 2024 if you are 73 years of age or older. You will receive a separate statement from us by January 31st indicating the amount of your RMD.

PORTFOLIO DETAIL

DESCRIPTION	MARKET VALUE/ PRICE	TAX COST/ UNREALIZED GAIN/LOSS	EST ANNUAL INCOME/ ACCRUED INC	CURRENT YIELD
CASH AND EQUIVALENTS				
FNWM MONEY MARKET	189,736.50	189,736.50	9,942.19	5.24
	1.00	0.00	828.52	
TOTAL CASH AND EQUIVALENTS	189,738.50	189,736.50	9,942.19	5.24
		0.00	828.52	

DESCRIPTION	TICKER	SHARES	MARKET VALUE/ PRICE	TAX COST/ UNREALIZED GAIN/LOSS	EST ANNUAL INCOME/ ACCRUED INC	CURRENT YIELD
EQUITIES						
BARON EMERGING MARKETS INSTITUTIONAL	BEXIX	6,407.128	89,827.93	83,176.91	544.61	0.61
			14.02	6,651.02		
DFA INTERNATIONAL SMALL COMPANY I	DFISX	2,385.285	46,059.85	41,499.08	1,385.85	3.01
			19.31	4,560.77		
DODGE & COX INTERNATIONAL STOCK I	DODFX	3,910.706	192,250.31	173,583.00	4,399.54	2.29
			49.16	18,667.31		
DODGE & COX STOCK I	DODGX	871.887	212,348.08	194,788.63	3,086.48	1.45
			243.55	17,559.45		
FIDELITY GROWTH COMPANY FUND	FDGRX	4,903.716	156,526.61	135,052.71	456.05	0.29
			31.92	21,473.90		
FIDELITY LOW-PRICED STOCK #316	FLPSX	1,514.360	66,737.85	68,644.60	1,349.29	2.02
			44.07	1,906.75-		
NEUBERGER BERMAN GENESIS INSTL	NBGIX	622.581	38,033.47	36,937.09	59.77	0.16
			61.09	1,096.38		
PARNASSUS MID CAP FUND CL I	PFPMX	1,822.411	68,194.62	63,504.02	375.42	0.55
			37.42	4,690.60		
VANGUARD SMALL CAP VALUE ADMIRAL	VSIAX	499.491	39,000.26	34,797.29	817.17	2.10
			78.08	4,202.97		
TOTAL EQUITIES			908,978.98	831,983.33	12,474.18	1.37
				78,995.65	0.00	

BOND QUALITY SUMMARY



PORTFOLIO DETAIL (CONTINUED)

DESCRIPTION	RATING	PAR VALUE	MARKET VALUE/ PRICE	TAX COST/ UNREALIZED GAIN/LOSS	EST ANNUAL INCOME/ ACCRUED INC	CURRENT YIELD
FIXED INCOME						
FHLB CONS BD DTD 08/01/2016 1.875% 09/11/2026	AA+	200,000.000	188,924.00 94.46	204,757.58 15,833.58-	3,750.00 1,145.83	1.98
FHLB CONS BO DTD 07/01/2021 .875% 06/12/2026	AA+	150,000.000	138,622.50 92.42	150,832.86 12,210.36-	1,312.50 69.27	0.95
FFCB CONS BD DTD 02/14/2013 2.33% 02/21/2024	AA+	125,000.000	124,460.00 99.57	120,717.50 3,742.50	2,912.50 1,051.74	2.34
FFCB DTD 11/05/2015 2.5% 01/13/2025	AA+	125,000.000	122,440.00 97.95	125,679.31 3,239.31-	3,125.00 1,458.33	2.55
JPMORGAN CHASE BANK NA CD CLL DTD 09/28/2022 4.3% 09/30/2024		75,000.000	74,535.75 99.38	75,000.00 464.25-	3,225.00 823.97	4.33
MAINE HEALTH & HIGHER EDL FACS AUTH REV BDS DTD 06/28/2016 5% 07/01/2026		75,000.000	78,459.00 104.61	78,014.40 444.60	3,750.00 1,875.00	4.78
US TREASURY NOTES DTD 08/23/2018 2.75% 08/31/2025		100,000.000	97,367.00 97.37	99,432.31 2,065.31-	2,750.00 929.26	2.82
US TREASURY NOTES DTD 08/15/2015 2% 08/15/2025		200,000.000	192,492.00 96.25	197,046.88 4,554.88-	4,000.00 1,510.87	2.08
US TREASURY NTS DTD 07/23/2020 .25% 07/31/2025		200,000.000	187,328.00 93.66	197,687.50 10,359.50-	500.00 209.24	0.27
US TREASURY NTS DTD 10/22/2020 .25% 10/31/2025		100,000.000	92,910.00 92.91	96,973.16 4,063.16-	250.00 42.58	0.27
US TREASURY NTS DTD 02/03/2021 1.125% 02/15/2031		200,000.000	167,218.00 83.61	189,904.40 22,686.40-	2,250.00 849.86	1.35
US TREASURY NTS DTD 06/17/2021 .875% 06/30/2026		200,000.000	185,016.00 92.51	201,438.34 16,422.34-	1,750.00 4.81	0.95
US TREASURY NTS DTD 08/19/2021 .75% 08/31/2026		225,000.000	206,376.75 91.72	224,567.95 18,191.20-	1,687.50 570.23	0.82
US TREASURY NTS DTD 02/17/2022 1.875% 02/28/2027		300,000.000	281,391.00 93.80	293,015.63 11,624.63-	5,625.00 1,900.76	2.00
TOTAL FIXED INCOME			2,137,540.00	2,255,067.82 117,527.82-	36,887.50 12,441.75	1.73
TOTAL ASSETS			3,236,255.48	3,276,787.65 40,532.17-	59,303.87 13,270.27	1.83
TOTAL ACCRUED INC			13,270.27	13,270.27		
GRAND TOTAL ASSETS			3,249,525.75	3,290,057.92 40,532.17-	59,303.87 13,270.27	1.83

TRANSACTION DETAIL

DATE	QUANTITY	DESCRIPTION	TRANSACTION TYPE	CASH	COST BASIS
12/01/23		BEGINNING BALANCE		0.00	3,257,480.88
DIVIDENDS					
12/01/23		MM0000099 DIVIDEND ON FNWM MONEY MARKET PAYABLE 11/30/2023 EFFECTIVE 11/30/2023 06828M876	DIVIDEND	354.38	
12/08/23		DIVIDEND ON 6,407.128 SHS BARON EMERGING MARKETS INSTITUTIONAL AT .0853 PER SHARE PAYABLE 12/07/2023 EX DATE 12/07/2023 EFFECTIVE 12/07/2023 316345305	DIVIDEND	546.53	
12/11/23		DIVIDEND ON 1,466.459 SHS FIDELITY LOW-PRICED STOCK #316 AT .315 PER SHARE PAYABLE 12/11/2023 EX DATE 12/08/2023 316345305	DIVIDEND	461.93	
12/11/23		SHORT TERM CAPITAL GAINS DIVIDEND ON 1,466.459 SHS FIDELITY LOW-PRICED STOCK #316 AT .016 PER SHARE PAYABLE 12/11/2023 EX DATE 12/08/2023 316345305	DIVIDEND	23.46	
12/11/23		LONG TERM CAPITAL GAINS DIVIDEND ON 1,466.459 SHS FIDELITY LOW-PRICED STOCK #316 AT 1.352 PER SHARE PAYABLE 12/11/2023 EX DATE 12/08/2023 233203629	DIVIDEND	1,982.65	
12/14/23		DIVIDEND ON 2,385.285 SHS DFA INTERNATIONAL SMALL COMPANY I AT .2165 PER SHARE PAYABLE 12/14/2023 EX DATE 12/13/2023 641233200	DIVIDEND	516.41	
12/18/23		DIVIDEND ON 604.291 SHS NEUBERGER BERMAN GENESIS INSTL AT .0964 PER SHARE PAYABLE 12/15/2023 EX DATE 12/15/2023 EFFECTIVE 12/15/2023 641233200	DIVIDEND	58.25	
12/18/23		LONG TERM CAPITAL GAINS DIVIDEND ON 604.291 SHS NEUBERGER BERMAN GENESIS INSTL AT 1.8178 PER SHARE PAYABLE 12/15/2023 EX DATE 12/15/2023 EFFECTIVE 12/15/2023 256206103	DIVIDEND	1,098.48	
12/19/23		DIVIDEND ON 3,910.706 SHS DODGE & COX INTERNATIONAL STOCK I AT 1.125 PER SHARE PAYABLE 12/18/2023 EX DATE 12/18/2023 EFFECTIVE 12/18/2023 256219106	DIVIDEND	4,399.54	
12/19/23		DIVIDEND ON 857.526 SHS DODGE & COX STOCK I AT .889 PER SHARE PAYABLE 12/18/2023 EX DATE 12/18/2023 EFFECTIVE 12/18/2023 256219106	DIVIDEND	762.34	
12/19/23		SHORT TERM CAPITAL GAINS DIVIDEND ON 857.526 SHS DODGE & COX STOCK I AT .054 PER SHARE PAYABLE 12/18/2023 EX DATE 12/18/2023 EFFECTIVE 12/18/2023	DIVIDEND	46.31	

TRANSACTION DETAIL (CONTINUED)

DATE	QUANTITY	DESCRIPTION	TRANSACTION TYPE	CASH	COST BASIS
12/19/23		256219106 LONG TERM CAPITAL GAINS DIVIDEND ON 857.526 SHS DODGE & COX STOCK I AT 3.98 PER SHARE PAYABLE 12/18/2023 EX DATE 12/18/2023 EFFECTIVE 12/18/2023	DIVIDEND	3,412.95	
12/21/23		921937686 DIVIDEND ON 499.491 SHS VANGUARD SMALL CAP VALUE ADMIRAL AT .4957 PER SHARE PAYABLE 12/21/2023 EX DATE 12/20/2023	DIVIDEND	247.60	
12/21/23		701765505 DIVIDEND ON 1,822.411 SHS PARNASSUS MID CAP FUND CL I AT .2064 PER SHARE PAYABLE 12/20/2023 EX DATE 12/20/2023 EFFECTIVE 12/20/2023	DIVIDEND	376.15	
12/27/23		316200104 LONG TERM CAPITAL GAINS DIVIDEND ON 4,723.113 SHS FIDELITY GROWTH COMPANY FUND AT 1.224 PER SHARE PAYABLE 12/27/2023 EX DATE 12/26/2023	DIVIDEND	5,781.09	
12/28/23		06828M876 DIVIDEND ON 6,407.128 SHS BARON EMERGING MARKETS INSTITUTIONAL AT .0111 PER SHARE PAYABLE 12/28/2023 EX DATE 12/27/2023	DIVIDEND	71.12	
TOTAL DIVIDENDS				20,139.19	0.00
INTEREST					
12/12/23		3130AN4T4 INTEREST ON 150,000 UNITS FHLB CONS BD DTD 07/01/2021 .875% 06/12/2026 PAYABLE 12/12/2023	INTEREST RCVD	656.25	
TOTAL INTEREST				656.25	0.00
PURCHASES					
12/11/23	0.560	316345305 PURCHASED .56 SHS FIDELITY LOW-PRICED STOCK #316 ON 12/11/2023 AT 41.88 FOR REINVESTMENT	BUY	23.46-	23.46
12/11/23	47.341	316345305 PURCHASED 47.341 SHS FIDELITY LOW-PRICED STOCK #316 ON 12/11/2023 AT 41.88 FOR REINVESTMENT	BUY	1,982.65-	1,982.65
12/18/23	18.290	641233200 PURCHASED 18.29 SHS NEUBERGER BERMAN GENESIS INSTL ON 12/15/2023 AT 60.06 FOR REINVESTMENT	BUY	1,098.48-	1,098.48
12/19/23	0.192	256219106 PURCHASED .192 SHS DODGE & COX STOCK I ON 12/18/2023 AT 240.88 FOR REINVESTMENT	BUY	46.31-	46.31
12/19/23	14.169	256219106 PURCHASED 14.169 SHS DODGE & COX STOCK I ON 12/18/2023 AT 240.88 FOR REINVESTMENT	BUY	3,412.95-	3,412.95

TRANSACTION DETAIL (CONTINUED)

DATE	QUANTITY	DESCRIPTION	TRANSACTION TYPE	CASH	COST BASIS
12/27/23	180.603	316200104 PURCHASED 180.603 SHS FIDELITY GROWTH COMPANY FUND ON 12/27/2023 AT 32.01 FOR REINVESTMENT	BUY	5,781.09-	5,781.09
12/31/23	7,148.990	MM0000099 NET DEPOSIT FNWM MONEY MARKET	NET CASH MGMT	7,148.99-	7,148.99
TOTAL PURCHASES				19,493.93-	19,493.93
FEES					
12/07/23		FEE TO FIRST NATIONAL WEALTH MANAGEMENT FOR THE PERIOD ENDING 11/30/2023 BASED ON AVERAGE MARKET VALUE___1,626.89 DISCOUNT_____976.13	DISBURSEMENT	650.76-	
12/07/23		FEE TO FIRST NATIONAL WEALTH MANAGEMENT FOR THE PERIOD ENDING 11/30/2023 BASED ON AVERAGE MARKET VALUE___1,626.89 DISCOUNT_____976.12	DISBURSEMENT	650.75-	
TOTAL FEES				1,301.51-	0.00
OTHER DISBURSEMENTS					
12/12/23		3130AN4T4 AMORTIZATION ON 150,000 UNITS FHLB CONS BD DTD 07/01/2021 .875% 06/12/2026 TO ADJUST TAX LOT, AMORTIZATION = 166.94-	AMORTIZATION		166.94-
TOTAL OTHER DISBURSEMENTS				0.00	166.94-
12/31/23		ENDING BALANCE		0.00	3,276,787.65

Jan-24

amount carried forward	\$3,236,255.48
Withdrawals	-\$35,913.98
Income Div. & Cap Gains	\$5,388.04
Fees	-\$1,334.13
other receipts & disbursements	
net cash sales/purchases	\$31,860.07
Change in Mkt Value	-\$38,000.22

Balance	G4-110-19
	\$3,198,255.26
difference	-\$38,000.22

G4-610-18 total	MAX AVAILABLE SPEND FOR FY24 4%
\$3,198,255.26	\$127,930.21
\$3,198,255.26	fund balance +/-



ACCOUNT NUMBER: 40310000219
STATEMENT PERIOD: JANUARY 01, 2024 THROUGH JANUARY 31, 2024

FIRST NATIONAL WEALTH MANAGEMENT
P O BOX 940
DAMARISCOTTA, ME 04543




HAMPDEN ENVIRONMENTAL TRUST
TOWN OF HAMPDEN
106 WESTERN AVE
HAMPDEN, ME 04444

ACCOUNT NAME:	HAMPDEN ENVIRONMENTAL TRUST
ADMINISTRATIVE OFFICER:	LORRAINE OUELLETTE 207-669-6368 LORRAINE.OUELLETTE@THEFIRST.COM
INVESTMENT OFFICER:	MATT WEAVER 866-563-1900 MATTHEW.WEAVER@THEFIRST.COM

Proprietary Money Market Disclosure

Please be advised that First National Wealth Management may use a First National Bank money market deposit account as a sweep investment vehicle. First National Wealth Management does not receive any compensation from First National Bank for the placement of funds in this account, nor does First National Bank receive any fees from First National Wealth Management for the use of the account. The rate on the account is set by First National Bank. First National Wealth Management reviews its use of the First National Bank money market deposit account on a regular basis to ensure that it is the most appropriate investment for First National Wealth Management client funds.

PORTFOLIO SUMMARY

	TAX COST	MARKET VALUE	PERCENT
 CASH AND EQUIVALENTS	100,276.43	100,276.43	3.1%
 EQUITIES	889,583.33	957,847.33	30.0%
 FIXED INCOME	2,254,093.02	2,140,131.50	66.9%
TOTAL ASSETS	3,243,952.78	3,198,255.26	100.0%
ACCRUED INCOME OTHER	12,298.54	12,298.54	
TOTAL ACCRUED INCOME	12,298.54	12,298.54	
TOTAL ASSETS & ACCRUALS	3,256,251.32	3,210,553.80	
BEGINNING MARKET VALUE	3,249,525.75		
ENDING MARKET VALUE	3,210,553.80		



ACTIVITY SUMMARY

	THIS PERIOD	YEAR TO DATE	REALIZED CAPITAL GAINS / LOSSES	
			THIS PERIOD	YEAR TO DATE
BEGINNING MARKET VALUE	3,236,255.48	3,236,255.48		
DIVIDENDS AND INTEREST	5,388.04	5,388.04		
DISBURSEMENTS	35,913.98-	35,913.98-		
FEEs	1,334.13-	1,334.13-		
NET CASH SALES/PURCHASES	31,860.07	31,860.07		
CHANGE IN MARKET VALUE	38,000.22-	38,000.22-		
ENDING MARKET VALUE	3,198,255.26	3,198,255.26		
			TOTAL GAINS / LOSSES	0.00
				0.00
			INVESTMENT PERFORMANCE	
			THIS PERIOD	YEAR TO DATE
			RATE OF RETURN	0.02-%
				0.02-%


ACCOUNT NUMBER: 40310000219

STATEMENT PERIOD: JANUARY 01, 2024 THROUGH JANUARY 31, 2024

PORTFOLIO DETAIL

DESCRIPTION	MARKET VALUE/ PRICE	TAX COST/ UNREALIZED GAIN/LOSS	EST ANNUAL INCOME/ ACCRUED INC	CURRENT YIELD
CASH AND EQUIVALENTS				
FNWM MONEY MARKET	100,276.43 1.00	100,276.43 0.00	5,234.43 436.21	5.22
TOTAL CASH AND EQUIVALENTS	100,276.43	100,276.43 0.00	5,234.43 436.21	5.22

DESCRIPTION	TICKER	SHARES	MARKET VALUE/ PRICE	TAX COST/ UNREALIZED GAIN/LOSS	EST ANNUAL INCOME/ ACCRUED INC	CURRENT YIELD
EQUITIES						
BARON EMERGING MARKETS INSTITUTIONAL	BEXIX	6,847.010	91,681.46 13.39	89,176.91 2,504.55	657.31	0.72
DFA INTERNATIONAL SMALL COMPANY I	DFISX	2,543.096	48,140.81 18.93	44,499.08 3,641.73	1,477.54	3.07
DODGE & COX INTERNATIONAL STOCK I	DODFX	4,169.645	199,017.16 47.73	186,183.00 12,834.16	4,690.85	2.36
DODGE & COX STOCK I	DODGX	925.800	225,728.56 243.82	207,988.63 17,739.93	3,277.33	1.45
FIDELITY GROWTH COMPANY FUND	FDGRX	5,203.903	171,156.37 32.89	144,652.71 26,503.66	483.96	0.28
FIDELITY LOW-PRICED STOCK #316	FLPSX	1,610.867	70,330.45 43.66	72,844.60 2,514.15	1,435.28	2.04
NEUBERGER BERMAN GENESIS INSTL	NBGIX	663.287	39,458.94 59.49	39,337.09 121.85	63.68	0.16
PARNASSUS MID CAP FUND CL I	PFPMX	1,936.387	72,265.96 37.32	67,704.02 4,561.94	398.90	0.55
VANGUARD SMALL CAP VALUE ADMIRAL	VSIAX	531.119	40,067.62 75.44	37,197.29 2,870.33	868.91	2.17
TOTAL EQUITIES			957,847.33	889,583.33 68,264.00	13,353.76 0.00	1.39

BOND QUALITY SUMMARY


ACCOUNT NUMBER: 40310000219

STATEMENT PERIOD: JANUARY 01, 2024 THROUGH JANUARY 31, 2024

PORTFOLIO DETAIL (CONTINUED)

DESCRIPTION	RATING	PAR VALUE	MARKET VALUE/ PRICE	TAX COST/ UNREALIZED GAIN/LOSS	EST ANNUAL INCOME/ ACCRUED INC	CURRENT YIELD
FIXED INCOME						
FHLB CONS BD DTD 08/01/2016 1.875% 09/11/2026	AA+	200,000.000	188,996.00 94.50	204,757.58 15,761.58-	3,750.00 1,458.33	1.98
FHLB CONS BD DTD 07/01/2021 .875% 06/12/2026	AA+	150,000.000	138,769.50 92.51	150,832.86 12,063.36-	1,312.50 178.65	0.95
FFCB CONS BD DTD 02/14/2013 2.33% 02/21/2024	AA+	125,000.000	124,796.25 99.84	120,717.50 4,078.75	2,912.50 1,294.44	2.33
FFCB DTD 11/05/2015 2.5% 01/13/2025	AA+	125,000.000	122,416.25 97.93	125,452.05 3,035.80-	3,125.00 156.25	2.55
JPMORGAN CHASE BANK NA CD CLL DTD 09/28/2022 4.3% 09/30/2024		75,000.000	74,666.25 99.56	75,000.00 333.75-	3,225.00 1,098.63	4.32
MAINE HEALTH & HIGHER EDL FACS AUTH REV BDS DTD 06/28/2016 5% 07/01/2026		75,000.000	78,057.00 104.08	77,508.33 548.67	3,750.00 312.50	4.80
US TREASURY NOTES DTD 08/23/2018 2.75% 08/31/2025		100,000.000	97,535.00 97.54	99,432.31 1,897.31-	2,750.00 1,163.46	2.82
US TREASURY NOTES DTD 08/15/2015 2% 08/15/2025		200,000.000	192,976.00 96.49	197,046.88 4,070.88-	4,000.00 1,847.83	2.07
US TREASURY NTS DTD 07/23/2020 .25% 07/31/2025		200,000.000	188,024.00 94.01	197,687.50 9,663.50-	500.00 1.37	0.27
US TREASURY NTS DTD 10/22/2020 .25% 10/31/2025		100,000.000	93,227.00 93.23	96,973.16 3,746.16-	250.00 63.87	0.27
US TREASURY NTS DTD 02/03/2021 1.125% 02/15/2031		200,000.000	166,766.00 83.38	189,904.40 23,138.40-	2,250.00 1,039.40	1.35
US TREASURY NTS DTD 06/17/2021 .875% 06/30/2026		200,000.000	185,422.00 92.71	201,196.87 15,774.87-	1,750.00 153.85	0.94
US TREASURY NTS DTD 08/19/2021 .75% 08/31/2026		225,000.000	206,867.25 91.94	224,567.95 17,700.70-	1,687.50 713.94	0.82
US TREASURY NTS DTD 02/17/2022 1.875% 02/28/2027		300,000.000	281,613.00 93.87	293,015.63 11,402.63-	5,625.00 2,379.81	2.00
TOTAL FIXED INCOME			2,140,131.50	2,254,093.02 113,961.52-	38,887.50 11,862.33	1.72
TOTAL ASSETS			3,198,255.26	3,243,952.78 45,697.52-	55,475.89 12,298.54	1.73
TOTAL ACCRUED INC			12,298.54	12,298.54		
GRAND TOTAL ASSETS			3,210,553.80	3,256,251.32 45,697.52-	55,475.89 12,298.54	1.73

TRANSACTION DETAIL

DATE	QUANTITY	DESCRIPTION	TRANSACTION TYPE	CASH	COST BASIS
01/01/24		BEGINNING BALANCE		0.00	3,276,787.65
DIVIDENDS					
01/02/24		MM000099 DIVIDEND ON FNWM MONEY MARKET PAYABLE 12/31/2023 EFFECTIVE 12/31/2023	DIVIDEND	825.54	
TOTAL DIVIDENDS				825.54	0.00
INTEREST					
01/02/24		56042R6S6 INTEREST ON 75,000 UNITS MAINE HEALTH & HIGHER EDL FACS AUTH REV BDS DTD 06/28/2016 5% 07/01/2026 PAYABLE 01/01/2024 EFFECTIVE 01/01/2024	INTEREST RCVD	1,875.00	
01/02/24		91282CCJ8 INTEREST ON 200,000 UNITS US TREASURY NTS DTD 06/17/2021 .875% 06/30/2026 PAYABLE 12/31/2023 EFFECTIVE 12/31/2023	INTEREST RCVD	875.00	
01/16/24		3133EFNW3 INTEREST ON 125,000 UNITS FFCB DTD 11/05/2015 2.5% 01/13/2025 PAYABLE 01/13/2024 EFFECTIVE 01/13/2024	INTEREST RCVD	1,562.50	
01/31/24		91282CAB7 INTEREST ON 200,000 UNITS US TREASURY NTS DTD 07/23/2020 .25% 07/31/2025 PAYABLE 01/31/2024	INTEREST RCVD	250.00	
TOTAL INTEREST				4,562.50	0.00
PURCHASES					
01/10/24	439.882	06828M876 PURCHASED 439.882 SHS BARON EMERGING MARKETS INSTITUTIONAL ON 01/09/2024 AT 13.64	BUY	6,000.00-	6,000.00
01/10/24	157.811	233203629 PURCHASED 157.811 SHS DFA INTERNATIONAL SMALL COMPANY I ON 01/09/2024 AT 19.01	BUY	3,000.00-	3,000.00
01/10/24	258.939	256206103 PURCHASED 258.939 SHS DODGE & COX INTERNATIONAL STOCK I ON 01/09/2024 AT 48.66	BUY	12,600.00-	12,600.00
01/10/24	53.913	256219106 PURCHASED 53.913 SHS DODGE & COX STOCK I ON 01/09/2024 AT 244.84	BUY	13,200.00-	13,200.00
01/10/24	300.187	316200104 PURCHASED 300.187 SHS FIDELITY GROWTH COMPANY FUND ON 01/09/2024 AT 31.98	BUY	9,600.00-	9,600.00
01/10/24	96.507	316345305 PURCHASED 96.507 SHS FIDELITY LOW-PRICED STOCK #316 ON 01/09/2024 AT 43.52	BUY	4,200.00-	4,200.00
01/10/24	40.706	641233200 PURCHASED 40.706 SHS NEUBERGER BERMAN GENESIS INSTL ON 01/09/2024 AT 58.96	BUY	2,400.00-	2,400.00

TRANSACTION DETAIL (CONTINUED)

DATE	QUANTITY	DESCRIPTION	TRANSACTION TYPE	CASH	COST BASIS
01/10/24	113.976	701765505 PURCHASED 113.976 SHS PARNASSUS MID CAP FUND CL I ON 01/09/2024 AT 36.85	BUY	4,200.00-	4,200.00
01/10/24	31.628	921937686 PURCHASED 31.628 SHS VANGUARD SMALL CAP VALUE ADMIRAL ON 01/09/2024 AT 75.88	BUY	2,400.00-	2,400.00
TOTAL PURCHASES				57,600.00-	57,600.00
DISTRIBUTIONS					
01/16/24		DISTRIBUTION TO TOWN OF HAMPDEN DISTRIBUTION PER REQUEST OF INDIVIDUAL TRUSTEES DTD 1/2/24	DISBURSEMENT	35,913.98-	
TOTAL DISTRIBUTIONS				35,913.98-	0.00
FEES					
01/09/24		FEE TO FIRST NATIONAL WEALTH MANAGEMENT FOR THE PERIOD ENDING 12/31/2023 BASED ON AVERAGE MARKET VALUE___1,667.66 DISCOUNT_____1,000.61	DISBURSEMENT	667.07-	
01/09/24		FEE TO FIRST NATIONAL WEALTH MANAGEMENT FOR THE PERIOD ENDING 12/31/2023 BASED ON AVERAGE MARKET VALUE___1,667.66 DISCOUNT_____1,000.60	DISBURSEMENT	667.06-	
TOTAL FEES				1,334.13-	0.00
OTHER DISBURSEMENTS					
01/02/24		56042R6S6 AMORTIZATION ON 75,000 UNITS MAINE HEALTH & HIGHER EDL FACS AUTH REV BDS DTD 06/28/2016 5% 07/01/2026 EFFECTIVE 01/01/2024 TO ADJUST TAX LOT, AMORTIZATION = 506.07-	AMORTIZATION		506.07-
01/02/24		91282CCJ8 AMORTIZATION ON 200,000 UNITS US TREASURY NTS DTD 06/17/2021 .875% 06/30/2026 EFFECTIVE 12/31/2023 TO ADJUST TAX LOT, AMORTIZATION = 241.47-	AMORTIZATION		241.47-
01/16/24		3133EFNW3 AMORTIZATION ON 125,000 UNITS FFCB DTD 11/05/2015 2.5% 01/13/2025 EFFECTIVE 01/13/2024 TO ADJUST TAX LOT, AMORTIZATION = 227.26-	AMORTIZATION		227.26-
TOTAL OTHER DISBURSEMENTS				0.00	974.80-

ACCOUNT NUMBER: 40310000219

STATEMENT PERIOD: JANUARY 01, 2024 THROUGH JANUARY 31, 2024

TRANSACTION DETAIL (CONTINUED)

DATE	QUANTITY	DESCRIPTION	TRANSACTION TYPE	CASH	COST BASIS
SALES AND MATURITIES					
01/31/24	89,460.070-	MM0000099 NET WITHDRAWAL FNWM MONEY MARKET	NET CASH MGMT	89,460.07	89,460.07-
TOTAL SALES AND MATURITIES				89,460.07	89,460.07-
01/31/24		ENDING BALANCE		0.00	3,243,952.78

FIRST NATIONAL WEALTH MANAGEMENT
P O BOX 940
DAMARISCOTTA, ME 04543

HAMPDEN ENVIRONMENTAL TRUST
TOWN OF HAMPDEN
106 WESTERN AVE
HAMPDEN, ME 04444

ACCOUNT NAME: **HAMPDEN ENVIRONMENTAL TRUST**

ADMINISTRATIVE OFFICER: **LORRAINE OUELLETTE**
207-669-6368
LORRAINE.OUELLETTE
@THEFIRST.COM

INVESTMENT OFFICER: **MATT WEAVER**
866-563-1900
MATTHEW.WEAVER
@THEFIRST.COM




Proprietary Money Market Disclosure


Please be advised that First National Wealth Management may use a First National Bank money market deposit account as a sweep investment vehicle. First National Wealth Management does not receive any compensation from First National Bank for the placement of funds in this account, nor does First National Bank receive any fees from First National Wealth Management for the use of the account. The rate on the account is set by First National Bank. First National Wealth Management reviews its use of the First National Bank money market deposit account on a regular basis to ensure that it is the most appropriate investment for First National Wealth Management client funds.

ACCOUNT NUMBER: **40310000219**

STATEMENT PERIOD: FEBRUARY 01, 2024 THROUGH FEBRUARY 29, 2024

PORTFOLIO SUMMARY

	TAX COST	MARKET VALUE	PERCENT
 CASH AND EQUIVALENTS	234,145.42	234,145.42	7.2%
 EQUITIES	889,583.33	997,105.35	30.9%
 FIXED INCOME	2,133,375.52	2,000,307.00	61.9%
TOTAL ASSETS	3,257,104.27	3,231,557.77	100.0%
ACCRUED INCOME OTHER	6,173.90	6,173.90	
TOTAL ACCRUED INCOME	6,173.90	6,173.90	
TOTAL ASSETS & ACCRUALS	3,263,278.17	3,237,731.67	
BEGINNING MARKET VALUE	3,210,553.80		
ENDING MARKET VALUE	3,237,731.67		



ACTIVITY SUMMARY

	THIS PERIOD	YEAR TO DATE	REALIZED CAPITAL GAINS / LOSSES	
			THIS PERIOD	YEAR TO DATE
BEGINNING MARKET VALUE	3,198,255.26	3,236,255.48		
DIVIDENDS AND INTEREST	10,207.03	15,595.07		
DISBURSEMENTS	0.00	35,913.98-	LONG TERM	4,282.50
FEEs	1,338.04-	2,672.17-	TOTAL GAINS / LOSSES	4,282.50
NET CASH SALES/PURCHASES	8,868.99-	22,991.08		
CHANGE IN MARKET VALUE	33,302.51	4,697.71-		
ENDING MARKET VALUE	3,231,557.77	3,231,557.77		
			INVESTMENT PERFORMANCE	
			THIS PERIOD	YEAR TO DATE
			RATE OF RETURN	
			1.08%	1.05%

ACCOUNT NUMBER: **40310000219**

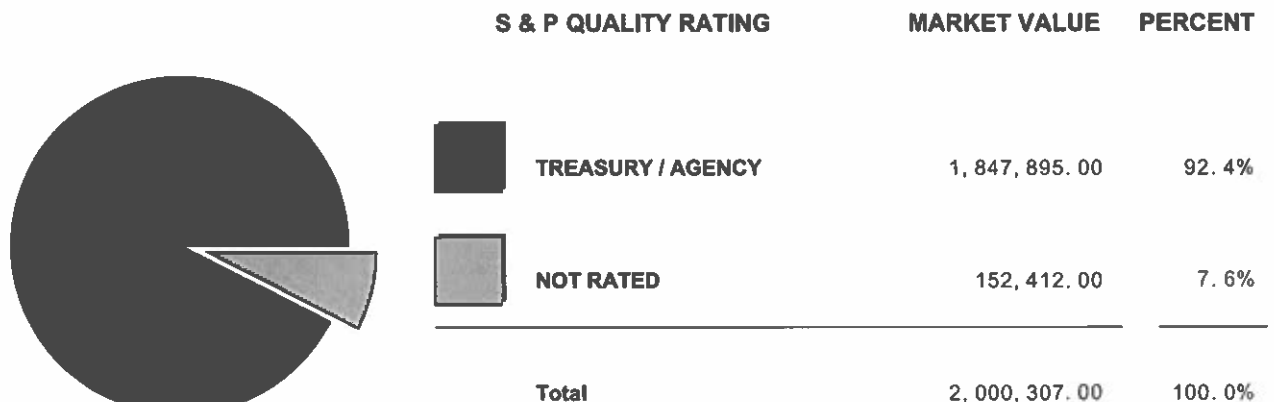
STATEMENT PERIOD: FEBRUARY 01, 2024 THROUGH FEBRUARY 29, 2024

PORTFOLIO DETAIL

DESCRIPTION	MARKET VALUE/ PRICE	TAX COST/ UNREALIZED GAIN/LOSS	EST ANNUAL INCOME/ ACCRUED INC	CURRENT YIELD
CASH AND EQUIVALENTS				
FNWM MONEY MARKET	234,145.42 1.00	234,145.42 0.00	12,175.57 1,014.64	5.20
TOTAL CASH AND EQUIVALENTS	234,145.42	234,145.42 0.00	12,175.57 1,014.64	5.20

DESCRIPTION	TICKER	SHARES	MARKET VALUE/ PRICE	TAX COST/ UNREALIZED GAIN/LOSS	EST ANNUAL INCOME/ ACCRUED INC	CURRENT YIELD
EQUITIES						
BARON EMERGING MARKETS INSTITUTIONAL	BEXIX	6,847.010	95,378.85 13.93	89,176.91 6,201.94	657.31	0.69
DFA INTERNATIONAL SMALL COMPANY I	DFISX	2,543.096	48,827.44 19.20	44,499.08 4,328.36	1,477.54	3.03
DODGE & COX INTERNATIONAL STOCK I	DODFX	4,169.645	201,644.03 48.36	186,183.00 15,461.03	4,690.85	2.33
DODGE & COX STOCK I	DODGX	925.800	231,811.06 250.39	207,988.63 23,822.43	3,277.33	1.41
FIDELITY GROWTH COMPANY FUND	FDGRX	5,203.903	186,716.04 35.88	144,652.71 42,063.33	483.96	0.26
FIDELITY LOW-PRICED STOCK #316	FLPSX	1,610.867	73,391.10 45.56	72,844.60 546.50	1,435.28	1.96
NEUBERGER BERMAN GENESIS INSTL	NBGIX	663.287	41,190.12 62.10	39,337.09 1,853.03	63.68	0.15
PARNASSUS MID CAP FUND CL I	PFPMX	1,936.387	76,448.56 39.48	67,704.02 8,744.54	398.90	0.52
VANGUARD SMALL CAP VALUE ADMIRAL	VSIAX	531.119	41,698.15 78.51	37,197.29 4,500.86	868.91	2.08
TOTAL EQUITIES			997,105.35	889,583.33 107,522.02	13,353.76 0.00	1.34

BOND QUALITY SUMMARY



ACCOUNT NUMBER: **40310000219**

STATEMENT PERIOD: FEBRUARY 01, 2024 THROUGH FEBRUARY 29, 2024

PORTFOLIO DETAIL (CONTINUED)

DESCRIPTION	RATING	PAR VALUE	MARKET VALUE/ PRICE	TAX COST/ UNREALIZED GAIN/LOSS	EST ANNUAL INCOME/ ACCRUED INC	CURRENT YIELD
FIXED INCOME						
FHLB CONS BD DTD 08/01/2016 1.875% 09/11/2026	AA+	200,000.000	187,376.00 93.69	204,757.58 17,381.58-	3,750.00 1,770.83	2.00
FHLB CONS BD DTD 07/01/2021 .875% 06/12/2026	AA+	150,000.000	138,057.00 92.04	150,832.86 12,775.86-	1,312.50 288.02	0.95
FFCB DTD 11/05/2015 2.5% 01/13/2025	AA+	125,000.000	122,250.00 97.80	125,452.05 3,202.05-	3,125.00 416.67	2.56
JPMORGAN CHASE BANK NA CD CLL DTD 09/28/2022 4.3% 09/30/2024		75,000.000	74,619.00 99.49	75,000.00 381.00-	3,225.00 1,355.56	4.32
MAINE HEALTH & HIGHER EDL FACS AUTH REV BDS DTD 06/28/2016 5% 07/01/2026		75,000.000	77,793.00 103.72	77,508.33 284.67	3,750.00 625.00	4.82
US TREASURY NOTES DTD 08/23/2018 2.75% 08/31/2025		100,000.000	97,016.00 97.02	99,432.31 2,416.31-	2,750.00 7.47	2.83
US TREASURY NOTES DTD 08/15/2015 2% 08/15/2025		200,000.000	192,110.00 96.06	197,046.88 4,936.88-	4,000.00 164.84	2.08
US TREASURY NTS DTD 07/23/2020 .25% 07/31/2025		200,000.000	187,524.00 93.76	197,687.50 10,163.50-	500.00 41.21	0.27
US TREASURY NTS DTD 10/22/2020 .25% 10/31/2025		100,000.000	92,828.00 92.83	96,973.16 4,145.16-	250.00 83.79	0.27
US TREASURY NTS DTD 02/03/2021 1.125% 02/15/2031		200,000.000	162,992.00 81.50	189,904.40 26,912.40-	2,250.00 92.72	1.38
US TREASURY NTS DTD 06/17/2021 .875% 06/30/2026		200,000.000	183,968.00 91.98	201,196.87 17,228.87-	1,750.00 293.27	0.95
US TREASURY NTS DTD 08/19/2021 .75% 08/31/2026		225,000.000	205,173.00 91.19	224,567.95 19,394.95-	1,687.50 4.59	0.82
US TREASURY NTS DTD 02/17/2022 1.875% 02/28/2027		300,000.000	278,601.00 92.87	293,015.63 14,414.63-	5,625.00 15.29	2.02
TOTAL FIXED INCOME			2,000,307.00	2,133,375.52 133,068.52-	33,975.00 5,159.26	1.70
TOTAL ASSETS			3,231,557.77	3,257,104.27 25,546.50-	59,504.33 6,173.90	1.84
TOTAL ACCRUED INC			6,173.90	6,173.90		
GRAND TOTAL ASSETS			3,237,731.67	3,263,278.17 25,546.50-	59,504.33 6,173.90	1.84

ACCOUNT NUMBER: **40310000219**

STATEMENT PERIOD: FEBRUARY 01, 2024 THROUGH FEBRUARY 29, 2024

TRANSACTION DETAIL

DATE	QUANTITY	DESCRIPTION	TRANSACTION TYPE	CASH	COST BASIS
02/01/24		BEGINNING BALANCE		0.00	3,243,952.78
DIVIDENDS					
02/01/24		MM0000099 DIVIDEND ON FNWM MONEY MARKET PAYABLE 01/31/2024 EFFECTIVE 01/31/2024	DIVIDEND	594.53	
TOTAL DIVIDENDS				594.53	0.00
INTEREST					
02/15/24		912828K74 INTEREST ON 200,000 UNITS US TREASURY NOTES DTD 08/15/2015 2% 08/15/2025 PAYABLE 02/15/2024	INTEREST RCVD	2,000.00	
02/15/24		91282CBL4 INTEREST ON 200,000 UNITS US TREASURY NTS DTD 02/03/2021 1.125% 02/15/2031 PAYABLE 02/15/2024	INTEREST RCVD	1,125.00	
02/21/24		3133ECG73 INTEREST ON 125,000 UNITS FFCB CONS BD DTD 02/14/2013 2.33% 02/21/2024 PAYABLE 02/21/2024	INTEREST RCVD	1,456.25	
02/29/24		9128284Z0 INTEREST ON 100,000 UNITS US TREASURY NOTES DTD 08/23/2018 2.75% 08/31/2025 PAYABLE 02/29/2024	INTEREST RCVD	1,375.00	
02/29/24		91282CCW9 INTEREST ON 225,000 UNITS US TREASURY NTS DTD 08/19/2021 .75% 08/31/2026 PAYABLE 02/29/2024	INTEREST RCVD	843.75	
02/29/24		91282CEC1 INTEREST ON 300,000 UNITS US TREASURY NTS DTD 02/17/2022 1.875% 02/28/2027 PAYABLE 02/29/2024	INTEREST RCVD	2,812.50	
TOTAL INTEREST				9,612.50	0.00
PURCHASES					
02/29/24	133,868.990	MM0000099 NET DEPOSIT FNWM MONEY MARKET	NET CASH MGMT	133,868.99-	133,868.99
TOTAL PURCHASES				133,868.99-	133,868.99
FEES					
02/07/24		FEE TO FIRST NATIONAL WEALTH MANAGEMENT FOR THE PERIOD ENDING 01/31/2024 BASED ON AVERAGE MARKET VALUE___1,672.55 DISCOUNT_____1,003.53	DISBURSEMENT	669.02-	
02/07/24		FEE TO FIRST NATIONAL WEALTH MANAGEMENT FOR THE PERIOD ENDING 01/31/2024 BASED ON AVERAGE MARKET VALUE___1,672.55 DISCOUNT_____1,003.53	DISBURSEMENT	669.02-	
TOTAL FEES				1,338.04-	0.00

ACCOUNT NUMBER: **40310000219**

STATEMENT PERIOD: FEBRUARY 01, 2024 THROUGH FEBRUARY 29, 2024

TRANSACTION DETAIL (CONTINUED)

DATE	QUANTITY	DESCRIPTION	TRANSACTION TYPE	CASH	COST BASIS
SALES AND MATURITIES					
02/21/24	125,000.000-	3133ECG73 MATURED 125,000 UNITS FFCB CONS BD DTD 02/14/2013 2.33% 02/21/2024	MATURITY	125,000.00	120,717.50-
TOTAL SALES AND MATURITIES				125,000.00	120,717.50-
02/29/24		ENDING BALANCE		0.00	3,257,104.27

Date	Invoice #	Paid	Vendor	Purpose	Expense	Category of Stormwater Management Cost							Date to Env. Trust	Account #		
						Maintenance	Compliance Documentation	Supplies	Contracted Services	Training/Travel	Principal	Income			Receipt	
7/5/23	1153	8/31/23	Desuitt Consulting LLC	Sunset Ave. Repairs	\$ 3,550.00				\$ 3,550.00				\$ 3,550.00	Y	9/7/23	10-10-22-01
7/11/23	31365	8/2/23	Plymouth Engineering, Inc.	Summer St. Project Bid Work	\$ 526.25				\$ 526.25				\$ 526.25	Y	9/7/23	10-10-22-01
8/24/23	8459	8/31/23	Whitmore Contracting, Inc.	Culverts	\$ 9,600.00				\$ 9,600.00				\$ 9,600.00	Y	9/7/23	10-10-22-01
7/30/23	3103		Drumlin Environmental, LLC	Env. Consulting	\$ 4,320.00		\$ 4,320.00						\$ 4,320.00	Y	12/7/23	10-10-22-05
9/5/23	631175	9/13/23	Rudman-Winchell	Legal Services	\$ 247.50				\$ 247.50				\$ 247.50	Y	12/7/23	10-10-22-05
9/6/23	50359	9/13/23	JIMAR Construction Products	Split Coupler-ADS	\$ 60.50			\$ 60.50					\$ 60.50	Y	12/7/23	10-10-22-01
9/12/23	31587	9/28/23	Plymouth Engineering, Inc.	Summer St. Project - Stormwater	\$ 1,888.77				\$ 1,888.77				\$ 1,888.77	Y	12/7/23	10-10-22-01
9/14/23	8298254	10/12/23	Ericksons Hardware	60 Lbs. Concrete Mix - Culvert on Marina Dr.	\$ 48.95				\$ 48.95				\$ 48.95	Y	12/7/23	10-10-22-10
9/14/23	50509	9/28/23	JIMAR Construction Products	Culvert Marina Rd	\$ 45.13				\$ 45.13				\$ 45.13	Y	12/7/23	10-10-22-10
9/25/23	26671	9/28/23	Tyler's Inc	12" x 20' Culvert	\$ 1,197.48				\$ 1,197.48				\$ 1,197.48	Y	12/7/23	10-10-22-01
10/4/23	31711	11/1/23	Plymouth Engineering, Inc.	Summer St. Storm Drain	\$ 535.61				\$ 535.61				\$ 535.61	Y	12/7/23	10-10-22-01
10/27/23	P62969	11/1/23	Jordan Equip. Co.	Paint for Marking Storm Drains	\$ 204.24			\$ 204.24					\$ 204.24	Y	12/7/23	10-10-22-10
11/8/23	8816	11/16/23	Whitmore Contracting, Inc.	Culvert install - Old Emerson Mill Rd.	\$ 4,000.00				\$ 4,000.00				\$ 4,000.00	Y	12/7/23	10-10-22-01
11/8/23	8817	11/16/23	Whitmore Contracting, Inc.	Culvert install - Meadow Rd.	\$ 4,000.00				\$ 4,000.00				\$ 4,000.00	Y	12/7/23	10-10-22-01
11/9/23	1194	11/16/23	Desuitt Consulting LLC	Perry Rd. catch basin replacement	\$ 6,850.00				\$ 6,850.00				\$ 6,850.00	Y	12/7/23	10-10-22-20
11/14/23	6245236	11/26/23	Everett J. Prescott Inc.	Culvert - Emerson Mill Rd.	\$ 883.80			\$ 883.80					\$ 883.80	Y	12/7/23	10-10-22-01
11/15/23	29003	11/29/23	Wellman Paving Inc.	Culvert Patching -Old Emerson Mill Rd.	\$ 3,542.00				\$ 3,542.00				\$ 3,542.00	Y	12/7/23	10-01-10-70
11/16/23	8849	11/29/23	Whitmore Contracting, Inc.	Sewer Truck	\$ 7,700.00				\$ 7,700.00				\$ 7,700.00	Y	12/7/23	10-10-22-01
11/22/23	9395	11/29/23	Allied Equipment, LLC	Sewer Truck	\$ 390.00			\$ 390.00					\$ 390.00	Y	12/7/23	10-10-22-10
11/21/23			Dept Environmental Protection, NRSC	Annual MS4 Permit #MER041022	\$ 347.00			\$ 347.00					\$ 347.00	Y	3/7/24	10-10-22-05
12/11/23	51963		JIMAR Construction Products	To mark out catch basins	\$ 26.00			\$ 26.00					\$ 26.00	Y	3/7/24	10-10-22-10
12/31/23	2023-1413		SEE, Inc.	Sucker Brook Monitoring	\$ 11,673.02			\$ 11,673.02					\$ 11,673.02	Y	3/7/24	10-10-22-05
12/31/23	2023-1414		SEE, Inc.	Sucker Brook Monitoring	\$ 11,309.60			\$ 11,309.60					\$ 11,309.60	Y	3/7/24	10-10-22-05
					\$ 72,945.85								\$ 72,945.85			

1-351-00 R 01-48
\$ 72,945.85

YTD reimbursed to General Fund: \$ 49,590.23

Total Proposed for Reimbursement to General Fund 03/07/2024 \$ 23,355.62

Total Proposed in Current Fiscal Year for Reimbursement to General Fund: \$ 72,945.85

Invoice's as of 02/29/2024 - \$23,355.62
Acct. 0219 Ending Market Value 02/29/2024 - \$3,231,557.77
\$23,355.62 + \$3,231,557.77 = .1%

YTD Deposit to:
Total from Principal 1-351-00 HCB
Total from Income \$ 49,963.23 R 01-48 Env Tr Rev

Budgeted revenue \$ 127,000.00 FY24 Town Budget
Remaining budgeted revenue (FY24) \$ 77,036.77

Received By:

COPY

DEC 06 2023

INVOICE

Customer Name TOWN OF HAMPDEN		Page 1
Customer Number 06AMSTWMER041022	Invoice Number DEP1121231MST0000027	Invoice Date 11-21-23
	AR Dept BPRO 06A:MSTW	Due Date 01-05-24
	Amount Due \$347.00	Amount Enclosed

Remit to:
 DEPT ENVIRONMENTAL PROTECTION, NUSC
 ATTN: KELLI CONNEELY
 155 STATE HOUSE STATION
 AUGUSTA ME 04333-0155

Bill to:
 TOWN OF HAMPDEN
 ATTN: KYLE SEVERANCE, GIS/IT SPECIALIST
 106 WESTERN AVE
 HAMPDEN ME 04444

Payment Method: Check Money Order

Please check if address has changed. Write correct address on back of stub and attach with payment

Please write Invoice No on front of check or Money Order. DO NOT MAIL CASH

Please detach the above stub and return with your remittance payable to TREASURER STATE OF MAINE



ENVIRONMENTAL PROTECTION

ORIGINAL

Customer Number 06AMSTWMER041022	Orig. Inv. Date 11-21-23	Orig. Due Date 01-05-24
Customer Name TOWN OF HAMPDEN	Invoice Number DEP1121231MST0000027	Invoice Date 11-21-23

Invoice Charges

Ref Line No.	DESCRIPTION	No. of Units	Unit of Measure	Unit Price	Charges/Credit
1	2024 ANNUAL FEE FOR MUNICIPAL STORMWATER (MS4) DISCHARGES FOR PERMIT # MER041022				\$347.00
Total Invoice Charges					\$347.00

Credit Payments Applied	\$0.00
Total Amount Due By 01-05-24	\$347.00

This invoice is for the licensed facility below:
 TOWNWIDE MS4 STORMWATER GENERAL PERMIT
 TOWNWIDE
 HAMPDEN, ME
 04444
 To pay this invoice online, go to maine.gov/dep/paymentportal

Instructions

PLEASE NOTE: Interest at a rate of 1.25% per month will be applied to any balance not received by the Due Date on the original invoice.

CONTACT: Chris Everett	207-287-7862	christopher.everett@maine.gov
----------------------------------	--------------	-------------------------------

Acct. No. 10-10-22-05 (C)
 Date 12.7.23
 Initials ME
 Description DEP Permit

RECEIVED
 DEC 05 2023
 BY: _____



1270 HAMMOND STREET
 SUITE 2
 BANGOR, ME 04401

Office: 207-907-4491
 Fax: 207-907-4493

www.constructionsupplymaine.com

Received By:

DEC 17 2023

Date	Invoice #
12/11/2023	51963

Bill To

Town of Hampden
 106 Western Avenue
 Hampden, ME 04444

Ship To

P.O. Number	Terms	Rep	Ship	Via	F.O.B.	Project
shop	Net 30	TW	12/11/2023			

Quantity	Item Code	Description	Price Each	Amount
1	001	Gradestake (25) Bundle	26.00	26.00

To mark out
Catch Basins

Acct. No. 10-10-22-10 ©
 Date 12.12.23
 Initials _____
 Description Materials

Please remit to above address.

Total \$26.00

PACKING LIST



Stillwater Environmental Engineering, Inc.
 PO Box 426
 Orono, ME 04473 US
 207-949-0074
 pruck@stillwaterenv.com
 http://www.stillwaterenv.com

COPY

BILL TO
 Jon Clements, Public
 Works Director
 Town of Hampden
 106 Western Avenue
 Hampden, ME 04444

INVOICE 2023-1414

DATE 12/31/2023 TERMS Net 15

DUE DATE 01/31/2024

P.O. NUMBER
 SB

DATE	ACTIVITY	AMOUNT
12/31/2023	Engineering Consulting Services:Senior Project Manager/Senior Environmental Engineer Tasks: * Client correspondence * Review sampling plan with staff * Discuss storm damage issues with staff * Pick up data loggers from MDEP, 5 @ \$120.00	600.00
12/31/2023	Engineering Consulting Services:Project Scientist Tasks: * Client and DEP correspondence * Data QC * Field planning, equipment purchase * Lost logger retrieval * Review logger placement after storm event and flooding, 34 @ \$85.00	2,890.00
12/31/2023	Engineering Consulting Services:Assistant Environmental Engineer Tasks: * Calibration, site visit, data upload, organize spreadsheet * Set up chain for new logger anchoring * Monitoring data QC * DEP correspondence regarding monitoring * Field prep * Final logger retrieval * Cleaning up HOBO loggers for return to MDEP, 84 @ \$75.00	6,300.00
12/31/2023	Engineering Consulting Services:Intern Tasks: * Assist with lost logger search, 1.5 @ \$55.00	82.50

Thank you for your business!

DATE	ACTIVITY	AMOUNT
12/31/2023	Travel Expenses Mileage, 398 @ \$0.73	290.54
12/31/2023	Reimbursable Expenses * Lab analyses fees for Sucker Brook water quality parameters (\$1,090.88) * Monitoring supplies to anchor loggers (\$55.68), 1 @ \$1,146.56	1,146.56

For professional services provided by SEE for the period of July 1 through December 31, 2023.

TOTAL DUE	\$11,309.60
-----------	-------------

10-10-22-05

VJS 1/16/24

SUCKER BROOK MONITORING

(ENV. TRUST)

Thank you for your business!



Stillwater Environmental Engineering, Inc.
PO Box 426
Orono, ME 04473 US
207-949-0074
pruck@stillwaterenv.com
<http://www.stillwaterenv.com>

COPY

BILL TO

Jon Clements, Public
Works Director
Town of Hampden
106 Western Avenue
Hampden, ME 04444

INVOICE 2023-1413

DATE 12/31/2023 TERMS Net 15

DUE DATE 01/31/2024

P.O. NUMBER

MS4 Services

DATE	ACTIVITY	AMOUNT
12/31/2023	Engineering Consulting Services:Senior Project Manager/Senior Environmental Engineer Tasks: * Client correspondence * Client meeting * Review and submit MS4 PY1 Annual Report to MDEP * Discuss IDDE issues with staff * Discuss PY2 action items with CB * Review PBR for Marina Road boat ramp improvements * Review PY2 outfall inspection results with staff * Review construction site issues with JC * Site visit with Town staff to inspect E&S for project * Follow up site visit with CEO and PW and developer, 16.5 @ \$120.00	1,980.00

Thank you for your business!

DATE	ACTIVITY	AMOUNT
12/31/2023	Engineering Consulting Services:Project Scientist Tasks: * Client correspondence * Client meetings * Attend BASWG on client's behalf * MS4 catch basin inspection oversight * MS4 outfall inspection oversight * MS4 IDDE investigation, HB sampling prep * Prepare MS4 PY1 annual report * Attend limited liability meeting on client's behalf * Salty streams meeting follow up * Attend MDEP Chapter 500 meeting on client's behalf * Assist with GIS map updates * Attend BEP hearing on MS4 Permit appeal * Attend Green Snow Pro meeting on client's behalf * PBR construction inspection proposal, 44 @ \$85.00	3,740.00
12/31/2023	Engineering Consulting Services:Assistant Environmental Engineer Tasks: * Assist with MS4 PY1 annual report review and formatting, 1.5 @ \$75.00	112.50
12/31/2023	Engineering Consulting Services:Intern Tasks: * Complete MS4 PY2 outfall inspections * Assist with municipal training evaluation * Assist with MS4 IDDE investigation, human bacteroid sampling of 3CBR * Collect HB data in Fulcrum * Assist with MS4 PY1 annual report preparation * Environmental compliance folder organization, 68.5 @ \$55.00	3,767.50
12/31/2023	Technology Fee 1 Monthly Fulcrum App Charge for July, August, September, October, November and December, 6 @ \$75.00	450.00
12/31/2023	Travel Expenses Mileage, 438 @ \$0.73	319.74
12/31/2023	Reimbursable Expenses * Analyses fees for E. coli (14 samples @ \$50 per = \$700) * Laboratory shipping fees for outfall samples (\$123.28) * Laboratory analyses fees for Human Bacteroides (4 samples @ \$120 per = \$480), 1 @ \$1,303.28	1,303.28

For professional services provided by SEE for the period of July 1 through December 31, 2023.

10-10-22-05
VJS 1/16/24
MS4 COMPLIANCE

TOTAL DUE \$11,673.02

(ENV. TRUST)

Thank you for your business!