

**HAMPDEN ENVIRONMENTAL TRUST  
COMMITTEE MEETING**

**Thursday, December 7<sup>th</sup>, 2023**

**1:00 P.M.**

**HAMPDEN TOWN OFFICE**

**A G E N D A**

1. Call to Order
2. Approval of Meeting Minutes – September 7, 2023
3. Review of financial statements from Institutional Trustee (First National Bank).
4. Review of proposed FY24 costs for reimbursement or payment from Environmental Trust, Income.
  - a. General Fund payments for Stormwater Management total \$32,371.98.
5. Set a date for the next meeting.
6. Adjourn

**HAMPDEN ENVIRONMENTAL TRUST  
COMMITTEE MEETING**

**Thursday, September 7<sup>th</sup>, 2023**

**1:00 P.M.**

**HAMPDEN TOWN OFFICE**

**MINUTES**

1. Call to Order

Chair White opened the meeting at 1:00 p.m.

2. Approval of Meeting Minutes – June 15, 2023

Councilor Jarvi moved to approve meeting minutes from June 15, 2023, seconded by Trustee William Lippincott. Unanimous vote 3-0-0.

3. Discussion on the policy of unexpended funds.

Deputy Treasurer David Johnson explained that the Town Council at their July 18, 2022, meeting set an annual cap on expenditures from the Environmental Trust for reimbursement. This means that there is not a set dollar amount that cannot be spent, but rather, there is a spending cap of no more than 4% of the balance of the account.

4. Review of financial statements from Institutional Trustee (First National Bank).

There was no discussion on the financial statements.

5. Review of proposed FY23 costs for reimbursement or payment from Environmental Trust, Income

- a. General Fund payments for Stormwater Management total \$19,628.97.

Councilor Jarvi moved that the Environmental Trust Committee reimburse the Town's General Fund from the Environmental Trust Income account of \$19,628.97 for FY23; Trustee William Lippincott seconded the motion. Unanimous 3-0-0

6. Review of proposed FY24 costs for reimbursement or payment from Environmental Trust, Income.

- a. General Fund payments for Stormwater Management total \$13,676.25.

Councilor Jarvi moved that the Environmental Trust Committee reimburse the Town's General Fund from the Environmental Trust Income account of \$13,676.25 for FY24; Trustee William Lippincott seconded the motion. Unanimous 3-0-0

7. Discussion on continuing corrective action at the landfill.

Town Manager Scott briefed committee members on the course of action, which DEP has approved, to collect another round of data this fall and install another extraction well in the spring. They will begin a phased approach for PFAS sampling on all sides except the interstate side.

8. Set a date for the next meeting.

The next meeting of the Environmental Trust was agreed to take place on December 7, 2023, at 1:00 p.m.

9. Adjourn

Trustee William Lippincott moved, and Councilor Jarvi seconded to adjourn the meeting at 1:15 p.m., by a 3-0-0 vote.

Respectfully Submitted,  
Wanda Libbey, Admin. Assistant



ACCOUNT NUMBER: **40310000219**  
STATEMENT PERIOD: JULY 01, 2023 THROUGH SEPTEMBER 30, 2023



FIRST NATIONAL WEALTH MANAGEMENT  
P O BOX 940  
DAMARISCOTTA, ME 04543

HAMPDEN ENVIRONMENTAL TRUST  
TOWN OF HAMPDEN  
106 WESTERN AVE  
HAMPDEN, ME 04444

ACCOUNT NAME:	<b>HAMPDEN ENVIRONMENTAL TRUST</b>
ADMINISTRATIVE OFFICER:	<b>LORRAINE OUELLETTE 207-669-6368 LORRAINE.OUELLETTE @THEFIRST.COM</b>
INVESTMENT OFFICER:	<b>MATT WEAVER 866-563-1900 MATTHEW.WEAVER @THEFIRST.COM</b>

---

**Proprietary Money Market Disclosure**

Please be advised that First National Wealth Management may use a First National Bank money market deposit account as a sweep investment vehicle. First National Wealth Management does not receive any compensation from First National Bank for the placement of funds in this account, nor does First National Bank receive any fees from First National Wealth Management for the use of the account. The rate on the account is set by First National Bank. First National Wealth Management reviews its use of the First National Bank money market deposit account on a regular basis to ensure that it is the most appropriate investment for First National Wealth Management client funds.



ACCOUNT NUMBER: 40310000219

STATEMENT PERIOD: JULY 01, 2023 THROUGH SEPTEMBER 30, 2023



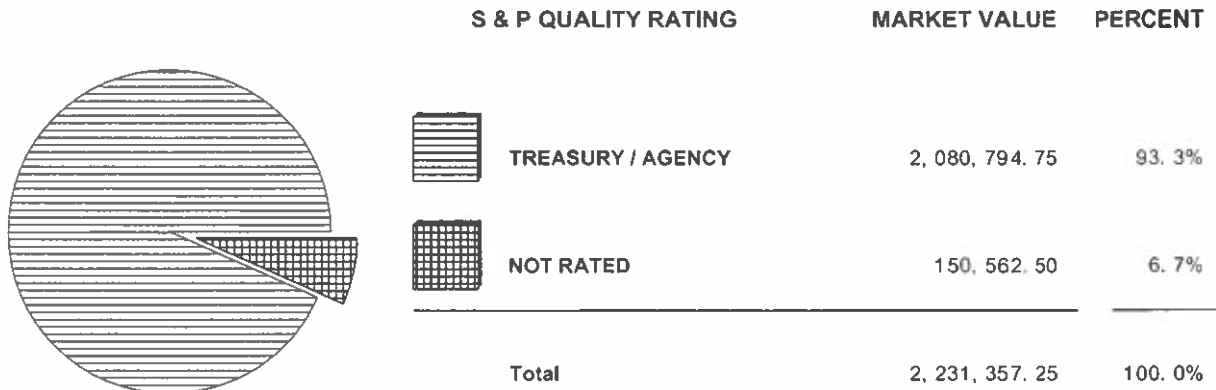
**PORTFOLIO DETAIL**

DESCRIPTION	MARKET VALUE/ PRICE	TAX COST/ UNREALIZED GAIN/LOSS	EST ANNUAL INCOME/ ACCRUED INC	CURRENT YIELD
<b>CASH AND EQUIVALENTS</b>				
FNWM MONEY MARKET	255,996.95 1.00	255,996.95 0.00	13,286.25 1,107.19	5.19
CASH	233.48	233.48 0.00		
<b>TOTAL CASH AND EQUIVALENTS</b>	<b>256,230.43</b>	<b>256,230.43 0.00</b>	<b>13,286.25 1,107.19</b>	<b>5.19</b>

DESCRIPTION	TICKER	SHARES	MARKET VALUE/ PRICE	TAX COST/ UNREALIZED GAIN/LOSS	EST ANNUAL INCOME/ ACCRUED INC	CURRENT YIELD
<b>EQUITIES</b>						
BARON EMERGING MARKETS INSTITUTIONAL	BEXIX	4,887.368	64,611.00 13.22	63,176.91 1,434.09	332.34	0.51
DFA INTERNATIONAL SMALL COMPANY I	DFISX	1,814.959	32,015.88 17.64	31,499.08 516.80	967.37	3.02
DODGE & COX INTERNATIONAL STOCK I	DODFX	2,999.327	141,268.30 47.10	131,583.00 9,685.30	2,879.35	2.04
DODGE & COX STOCK I	DODGX	661.494	149,696.09 226.30	147,329.37 2,366.72	2,196.82	1.47
FIDELITY GROWTH COMPANY FUND	FDGRX	3,644.576	105,765.60 29.02	97,271.62 8,493.98	338.95	0.32
FIDELITY LOW-PRICED STOCK #316	FLPSX	1,127.111	46,628.58 41.37	52,638.49 6,009.91-	941.14	2.02
NEUBERGER BERMAN GENESIS INSTL	NBGIX	459.837	26,555.59 57.75	27,838.61 1,283.02-	20.69	0.08
PARNASSUS MID CAP FUND CL I	PFPMX	1,370.788	46,332.63 33.80	48,225.08 1,892.45-	111.03	0.24
VANGUARD SMALL CAP VALUE ADMIRAL	VSIXX	381.052	26,105.87 68.51	26,797.29 691.42-	617.69	2.37
<b>TOTAL EQUITIES</b>			<b>638,979.54</b>	<b>626,359.45 12,620.09</b>	<b>8,405.38 0.00</b>	<b>1.32</b>

**PORTFOLIO DETAIL ( CONTINUED )**

**BOND QUALITY SUMMARY**



DESCRIPTION	RATING	PAR VALUE	MARKET VALUE/ PRICE	TAX COST/ UNREALIZED GAIN/LOSS	EST ANNUAL INCOME/ ACCRUED INC	CURRENT YIELD
<b>FIXED INCOME</b>						
FHLB CONS BD DTD 08/01/2016 1.875% 09/11/2026	AA+	200,000.00	183,432.00 91.72	204,757.58 21,325.58-	3,750.00 208.33	2.04
FHLB CONS BD DTD 07/01/2021 .875% 06/12/2026	AA+	150,000.00	134,823.00 89.88	150,999.80 16,176.80-	1,312.50 397.40	0.97
FFCB CONS BD DTD 02/14/2013 2.33% 02/21/2024	AA+	125,000.00	123,418.75 98.74	120,717.50 2,701.25	2,912.50 323.61	2.36
FFCB DTD 11/05/2015 2.5% 01/13/2025	AA+	125,000.00	120,591.25 96.47	125,679.31 5,088.06-	3,125.00 677.08	2.59
JPMORGAN CHASE BANK NA CD CLL DTD 09/28/2022 4.3% 09/30/2024		75,000.00	73,990.50 98.65	75,000.00 1,009.50-	3,225.00 8.86	4.36
MAINE HEALTH & HIGHER EDL FACS AUTH REV BDS DTD 06/28/2016 5% 07/01/2026		75,000.00	76,572.00 102.10	78,014.40 1,442.40-	3,750.00 937.50	4.90
US TREASURY NOTES DTD 08/23/2018 2.75% 08/31/2025		100,000.00	95,734.00 95.73	99,432.31 3,698.31-	2,750.00 234.20	2.87
US TREASURY NOTES DTD 08/15/2015 2% 08/15/2025		200,000.00	188,984.00 94.49	197,046.88 8,062.88-	4,000.00 510.87	2.12
US TREASURY NTS DTD 07/23/2020 .25% 07/31/2025		200,000.00	183,126.00 91.56	197,687.50 14,561.50-	500.00 84.24	0.27
US TREASURY NTS DTD 10/22/2020 .25% 10/31/2025		100,000.00	90,680.00 90.68	96,973.16 6,293.16-	250.00 104.62	0.28
US TREASURY NTS DTD 02/03/2021 1.125% 02/15/2031		200,000.00	157,774.00 78.89	189,904.40 32,130.40-	2,250.00 287.36	1.43
US TREASURY NTS DTD 06/17/2021 .875% 06/30/2026		200,000.00	179,968.00 89.98	201,438.34 21,470.34-	1,750.00 442.26	0.97

ACCOUNT NUMBER: 40310000219

STATEMENT PERIOD: JULY 01, 2023 THROUGH SEPTEMBER 30, 2023



**PORTFOLIO DETAIL ( CONTINUED )**

DESCRIPTION	RATING	PAR VALUE	MARKET VALUE/ PRICE	TAX COST/ UNREALIZED GAIN/LOSS	EST ANNUAL INCOME/ ACCRUED INC	CURRENT YIELD
<b>FIXED INCOME</b>						
US TREASURY NTS DTD 08/19/2021 .75% 08/31/2026		225,000.000	200,382.75 89.06	224,567.95 24,185.20-	1,687.50 143.72	0.84
US TREASURY NTS DTD 11/18/2021 .5% 11/30/2023		150,000.000	148,812.00 99.21	149,552.81 740.81-	750.00 252.05	0.50
US TREASURY NTS DTD 02/17/2022 1.875% 02/28/2027		300,000.000	273,069.00 91.02	293,015.63 19,946.63-	5,625.00 479.05	2.06
<b>TOTAL FIXED INCOME</b>			<b>2,231,357.25</b>	<b>2,404,787.57</b> <b>173,430.32-</b>	<b>37,637.50</b> <b>5,091.15</b>	<b>1.69</b>
<b>TOTAL ASSETS</b>			<b>3,126,567.22</b>	<b>3,287,377.45</b> <b>160,810.23-</b>	<b>59,329.13</b> <b>6,198.34</b>	<b>1.90</b>
<b>TOTAL ACCRUED INC</b>			<b>6,198.34</b>	<b>6,198.34</b>		
<b>GRAND TOTAL ASSETS</b>			<b>3,132,765.56</b>	<b>3,293,575.79</b> <b>160,810.23-</b>	<b>59,329.13</b> <b>6,198.34</b>	<b>1.90</b>

**TRANSACTION DETAIL**

DATE	QUANTITY	DESCRIPTION	TRANSACTION TYPE	CASH	COST BASIS
07/01/23		<b>BEGINNING BALANCE</b>		331.69	3,265,428.61
<b>DIVIDENDS</b>					
07/03/23		MM0000099 DIVIDEND ON FNWM MONEY MARKET PAYABLE 06/30/2023 EFFECTIVE 06/30/2023	DIVIDEND	977.04	
08/01/23		MM0000099 DIVIDEND ON FNWM MONEY MARKET PAYABLE 07/31/2023 EFFECTIVE 07/31/2023	DIVIDEND	790.57	
09/01/23		MM0000099 DIVIDEND ON FNWM MONEY MARKET PAYABLE 08/31/2023 EFFECTIVE 08/31/2023	DIVIDEND	728.37	
09/11/23		316345305 DIVIDEND ON 990.041 SHS FIDELITY LOW-PRICED STOCK #316 AT .576 PER SHARE PAYABLE 09/11/2023 EX DATE 09/08/2023	DIVIDEND	570.26	
09/11/23		316345305 LONG TERM CAPITAL GAINS DIVIDEND ON 990.041 SHS FIDELITY LOW-PRICED STOCK #316 AT 5.801 PER SHARE PAYABLE 09/11/2023 EX DATE 09/08/2023	DIVIDEND	5,743.23	
09/21/23		921937686 DIVIDEND ON 381.052 SHS VANGUARD SMALL CAP VALUE ADMIRAL AT .3759 PER SHARE PAYABLE 09/21/2023 EX DATE 09/20/2023	DIVIDEND	143.24	
09/27/23		256219106 DIVIDEND ON 661.494 SHS DODGE & COX STOCK I AT .751 PER SHARE PAYABLE 09/27/2023 EX DATE 09/26/2023	DIVIDEND	496.78	
09/29/23		233203629 DIVIDEND ON 1,814.959 SHS DFA INTERNATIONAL SMALL COMPANY I AT .12864 PER SHARE PAYABLE 09/29/2023 EX DATE 09/28/2023	DIVIDEND	233.48	
<b>TOTAL DIVIDENDS</b>				<b>9,682.97</b>	<b>0.00</b>
<b>INTEREST</b>					
07/03/23		56042R6S6 INTEREST ON 75,000 UNITS MAINE HEALTH & HIGHER EDL FACS AUTH REV BDS DTD 06/28/2016 5% 07/01/2026 PAYABLE 07/01/2023 EFFECTIVE 07/01/2023	INTEREST RCVD	1,875.00	
07/13/23		3133EFNW3 INTEREST ON 125,000 UNITS FFCB DTD 11/05/2015 2.5% 01/13/2025 PAYABLE 07/13/2023	INTEREST RCVD	1,562.50	
07/31/23		91282CAB7 INTEREST ON 200,000 UNITS US TREASURY NTS DTD 07/23/2020 .25% 07/31/2025 PAYABLE 07/31/2023	INTEREST RCVD	250.00	
08/15/23		912828K74 INTEREST ON 200,000 UNITS US TREASURY NOTES DTD 08/15/2015 2% 08/15/2025 PAYABLE 08/15/2023	INTEREST RCVD	2,000.00	



**TRANSACTION DETAIL ( CONTINUED )**

DATE	QUANTITY	DESCRIPTION	TRANSACTION TYPE	CASH	COST BASIS
08/15/23		91282CBL4 INTEREST ON 200,000 UNITS US TREASURY NTS DTD 02/03/2021 1.125% 02/15/2031 PAYABLE 08/15/2023	INTEREST RCVD	1,125.00	
08/21/23		3133ECG73 INTEREST ON 125,000 UNITS FFCB CONS BD DTD 02/14/2013 2.33% 02/21/2024 PAYABLE 08/21/2023	INTEREST RCVD	1,456.25	
08/31/23		9128284X5 INTEREST ON 150,000 UNITS US TREASURY NOTES DTD 08/23/2018 2.75% 08/31/2023 PAYABLE 08/31/2023	INTEREST RCVD	2,062.50	
08/31/23		9128284Z0 INTEREST ON 100,000 UNITS US TREASURY NOTES DTD 08/23/2018 2.75% 08/31/2025 PAYABLE 08/31/2023	INTEREST RCVD	1,375.00	
08/31/23		91282CCW9 INTEREST ON 225,000 UNITS US TREASURY NTS DTD 08/19/2021 .75% 08/31/2026 PAYABLE 08/31/2023	INTEREST RCVD	843.75	
08/31/23		91282CEC1 INTEREST ON 300,000 UNITS US TREASURY NTS DTD 02/17/2022 1.875% 02/28/2027 PAYABLE 08/31/2023	INTEREST RCVD	2,812.50	
09/11/23		3130A8XY4 INTEREST ON 200,000 UNITS FHLB CONS BD DTD 08/01/2016 1.875% 09/11/2026 PAYABLE 09/11/2023	INTEREST RCVD	1,875.00	
<b>TOTAL INTEREST</b>				<b>17,237.50</b>	<b>0.00</b>
<b>PURCHASES</b>					
08/23/23	744.602	06828M876 PURCHASED 744.602 SHS BARON EMERGING MARKETS INSTITUTIONAL ON 08/22/2023 AT 13.43	BUY	10,000.00-	10,000.00
08/23/23	276.243	233203629 PURCHASED 276.243 SHS DFA INTERNATIONAL SMALL COMPANY I ON 08/22/2023 AT 18.10	BUY	5,000.00-	5,000.00
08/23/23	443.319	256206103 PURCHASED 443.319 SHS DODGE & COX INTERNATIONAL STOCK I ON 08/22/2023 AT 47.37	BUY	21,000.00-	21,000.00
08/23/23	96.259	256219106 PURCHASED 96.259 SHS DODGE & COX STOCK I ON 08/22/2023 AT 228.55	BUY	22,000.00-	22,000.00
08/23/23	534.224	316200104 PURCHASED 534.224 SHS FIDELITY GROWTH COMPANY FUND ON 08/22/2023 AT 29.95	BUY	16,000.00-	16,000.00
08/23/23	146.290	316345305 PURCHASED 146.29 SHS FIDELITY LOW-PRICED STOCK #316 ON 08/22/2023 AT 47.85	BUY	7,000.00-	7,000.00
08/23/23	67.854	641233200 PURCHASED 67.854 SHS NEUBERGER BERMAN GENESIS INSTL ON 08/22/2023 AT 58.95	BUY	4,000.00-	4,000.00

**TRANSACTION DETAIL ( CONTINUED )**

DATE	QUANTITY	DESCRIPTION	TRANSACTION TYPE	CASH	COST BASIS
08/23/23	200.229	701765505 PURCHASED 200.229 SHS PARNASSUS MID CAP FUND CL I ON 08/22/2023 AT 34.96	BUY	7,000.00-	7,000.00
08/23/23	56.891	921937686 PURCHASED 56.891 SHS VANGUARD SMALL CAP VALUE ADMIRAL ON 08/22/2023 AT 70.31	BUY	4,000.00-	4,000.00
09/11/23	137.070	316345305 PURCHASED 137.07 SHS FIDELITY LOW-PRICED STOCK #316 ON 09/11/2023 AT 41.90 FOR REINVESTMENT	BUY	5,743.23-	5,743.23
09/30/23	71,339.880	MM0000099 NET DEPOSIT FNWM MONEY MARKET	NET CASH MGMT	71,339.88-	71,339.88
<b>TOTAL PURCHASES</b>				<b>173,083.11-</b>	<b>173,083.11</b>
<b>FEES</b>					
07/10/23		FEE TO FIRST NATIONAL WEALTH MANAGEMENT FOR THE PERIOD ENDING 06/30/2023 BASED ON AVERAGE MARKET VALUE ___ 1,643.42 DISCOUNT _____ 986.05	DISBURSEMENT	657.37-	
07/10/23		FEE TO FIRST NATIONAL WEALTH MANAGEMENT FOR THE PERIOD ENDING 06/30/2023 BASED ON AVERAGE MARKET VALUE ___ 1,643.42 DISCOUNT _____ 986.05	DISBURSEMENT	657.37-	
08/07/23		FEE TO FIRST NATIONAL WEALTH MANAGEMENT FOR THE PERIOD ENDING 07/31/2023 BASED ON AVERAGE MARKET VALUE ___ 1,639.29 DISCOUNT _____ 983.57	DISBURSEMENT	655.72-	
08/07/23		FEE TO FIRST NATIONAL WEALTH MANAGEMENT FOR THE PERIOD ENDING 07/31/2023 BASED ON AVERAGE MARKET VALUE ___ 1,639.29 DISCOUNT _____ 983.58	DISBURSEMENT	655.71-	
09/08/23		FEE TO FIRST NATIONAL WEALTH MANAGEMENT FOR THE PERIOD ENDING 08/31/2023 BASED ON AVERAGE MARKET VALUE ___ 1,636.76 DISCOUNT _____ 982.06	DISBURSEMENT	654.70-	
09/08/23		FEE TO FIRST NATIONAL WEALTH MANAGEMENT FOR THE PERIOD ENDING 08/31/2023 BASED ON AVERAGE MARKET VALUE ___ 1,636.76 DISCOUNT _____ 982.06	DISBURSEMENT	654.70-	
<b>TOTAL FEES</b>				<b>3,935.57-</b>	<b>0.00</b>



**TRANSACTION DETAIL ( CONTINUED )**

DATE	QUANTITY	DESCRIPTION	TRANSACTION TYPE	CASH	COST BASIS
<b>OTHER DISBURSEMENTS</b>					
07/03/23		56042R6S6 AMORTIZATION ON 75,000 UNITS MAINE HEALTH & HIGHER EDL FACS AUTH REV BDS DTD 06/28/2016 5% 07/01/2026 EFFECTIVE 07/01/2023 TO ADJUST TAX LOT, AMORTIZATION = 497.82-	AMORTIZATION		497.82-
07/13/23		3133EFNW3 AMORTIZATION ON 125,000 UNITS FFCB DTD 11/05/2015 2.5% 01/13/2025 TO ADJUST TAX LOT, AMORTIZATION = 223.55-	AMORTIZATION		223.55-
09/11/23		3130A8XY4 AMORTIZATION ON 200,000 UNITS FHLB CONS BD DTD 08/01/2016 1.875% 09/11/2026 TO ADJUST TAX LOT, AMORTIZATION = 798.72-	AMORTIZATION		798.72-
<b>TOTAL OTHER DISBURSEMENTS</b>				0.00	1,520.09-
<b>SALES AND MATURITIES</b>					
08/31/23	150,000.000-	9128284X5 MATURED 150,000 UNITS US TREASURY NOTES DTD 08/23/2018 2.75% 08/31/2023	MATURITY	150,000.00	149,847.66-
<b>TOTAL SALES AND MATURITIES</b>				150,000.00	149,847.66-
09/30/23		<b>ENDING BALANCE</b>		233.48	3,287,143.97



ACCOUNT NUMBER: 40310000219  
STATEMENT PERIOD: JULY 01, 2023 THROUGH JULY 31, 2023

FIRST NATIONAL WEALTH MANAGEMENT  
P O BOX 940  
DAMARISCOTTA, ME 04543

HAMPDEN ENVIRONMENTAL TRUST  
TOWN OF HAMPDEN  
106 WESTERN AVE  
HAMPDEN, ME 04444

ACCOUNT NAME: HAMPDEN ENVIRONMENTAL TRUST

ADMINISTRATIVE OFFICER: LORRAINE OUELLETTE  
207-669-6368  
LORRAINE.OUELLETTE@THEFIRST.COM

INVESTMENT OFFICER: MATT WEAVER  
866-563-1900  
MATTHEW.WEAVER@THEFIRST.COM

---




**Proprietary Money Market Disclosure**

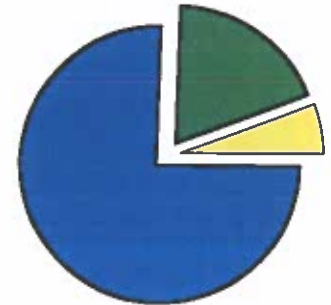
Please be advised that First National Wealth Management may use a First National Bank money market deposit account as a sweep investment vehicle. First National Wealth Management does not receive any compensation from First National Bank for the placement of funds in this account, nor does First National Bank receive any fees from First National Wealth Management for the use of the account. The rate on the account is set by First National Bank. First National Wealth Management reviews its use of the First National Bank money market deposit account on a regular basis to ensure that it is the most appropriate investment for First National Wealth Management client funds.

---

The privacy of our customers is a top priority for us. If you would like to review our annual Privacy Policy on-line, please feel free to visit our website at [www.thefirst.com](http://www.thefirst.com). If you would prefer to receive a hard copy of our privacy policy via regular U.S. mail instead, please call 1-866-563-1900, extension 3411 or send an e-mail request to [hilary.stevens@thefirst.com](mailto:hilary.stevens@thefirst.com)

**PORTFOLIO SUMMARY**

	TAX COST	MARKET VALUE	PERCENT
 CASH AND EQUIVALENTS	188,338.56	188,338.56	6.0%
 EQUITIES	524,616.22	584,335.06	18.5%
 FIXED INCOME	2,555,433.95	2,389,906.25	75.5%
<b>TOTAL ASSETS</b>	<b>3,268,388.73</b>	<b>3,162,579.87</b>	<b>100.0%</b>
ACCRUED INCOME OTHER	14,429.52	14,429.52	
<b>TOTAL ACCRUED INCOME</b>	<b>14,429.52</b>	<b>14,429.52</b>	
<b>TOTAL ASSETS &amp; ACCRUALS</b>	<b>3,282,818.25</b>	<b>3,177,009.39</b>	
BEGINNING MARKET VALUE	3,146,548.31		
ENDING MARKET VALUE	3,177,009.39		



**ACTIVITY SUMMARY**

	THIS PERIOD	YEAR TO DATE	REALIZED CAPITAL GAINS / LOSSES	
			THIS PERIOD	YEAR TO DATE
BEGINNING MARKET VALUE	3,131,973.14	2,873,898.01		
DIVIDENDS AND INTEREST	4,664.54	32,659.66		
OTHER RECEIPTS	0.00	38,936.70		
DISBURSEMENTS	0.00	45,286.89		
FEES	1,314.74	8,615.77		
NET CASH SALES/PURCHASES	3,681.49	17,693.70		
CHANGE IN MARKET VALUE	30,938.42	488,681.86		
ENDING MARKET VALUE	3,162,579.87	3,162,579.87		
			INVESTMENT PERFORMANCE	
			THIS PERIOD	YEAR TO DATE
			RATE OF RETURN	
			1.02%	18.84%

ACCOUNT NUMBER: 40310000219

STATEMENT PERIOD: JULY 01, 2023 THROUGH JULY 31, 2023

**PORTFOLIO DETAIL**

DESCRIPTION	MARKET VALUE/ PRICE	TAX COST/ UNREALIZED GAIN/LOSS	EST ANNUAL INCOME/ ACCRUED INC	CURRENT YIELD
<b>CASH AND EQUIVALENTS</b>				
FNWM MONEY MARKET	188,338.56 1.00	188,338.56 0.00	9,341.60 778.47	4.96
<b>TOTAL CASH AND EQUIVALENTS</b>	<b>188,338.56</b>	<b>188,338.56</b> 0.00	<b>9,341.60</b> 778.47	<b>4.96</b>

DESCRIPTION	TICKER	SHARES	MARKET VALUE/ PRICE	TAX COST/ UNREALIZED GAIN/LOSS	EST ANNUAL INCOME/ ACCRUED INC	CURRENT YIELD
<b>EQUITIES</b>						
BARON EMERGING MARKETS INSTITUTIONAL	BEXIX	4,142.766	60,484.38 14.60	53,176.91 7,307.47	281.71	0.47
DFA INTERNATIONAL SMALL COMPANY I	DFISX	1,538.716	29,435.64 19.13	26,499.08 2,936.56	820.14	2.79
DODGE & COX INTERNATIONAL STOCK I	DODFX	2,556.008	127,979.32 50.07	110,583.00 17,396.32	2,453.77	1.92
DODGE & COX STOCK I	DODGX	565.235	134,893.33 238.65	125,329.37 9,563.96	1,842.67	1.37
FIDELITY GROWTH COMPANY FUND	FDGRX	3,110.352	97,976.09 31.50	81,271.62 16,704.47	289.26	0.30
FIDELITY LOW-PRICED STOCK #316	FLPSX	843.751	42,111.61 49.91	39,895.26 2,216.35	465.75	1.11
NEUBERGER BERMAN GENESIS INSTL	NBGIX	391.983	24,530.30 62.58	23,838.61 691.69	17.64	0.07
PARNASSUS MID CAP FUND CL I	PFPMX	1,170.559	42,631.76 36.42	41,225.08 1,406.68	94.82	0.22
VANGUARD SMALL CAP VALUE ADMIRAL	VSIAX	324.161	24,292.63 74.94	22,797.29 1,495.34	511.20	2.10
<b>TOTAL EQUITIES</b>			<b>584,335.08</b>	<b>524,616.22</b> 59,718.84	<b>6,776.96</b> 0.00	<b>1.16</b>

**BOND QUALITY SUMMARY**



**PORTFOLIO DETAIL ( CONTINUED )**

DESCRIPTION	RATING	PAR VALUE	MARKET VALUE/ PRICE	TAX COST/ UNREALIZED GAIN/LOSS	EST ANNUAL INCOME/ ACCRUED INC	CURRENT YIELD
<b>FIXED INCOME</b>						
FHLB CONS BD DTD 08/01/2016 1.875% 09/11/2026	AA+	200,000.000	184,228.00 92.11	205,556.30 21,328.30-	3,750.00 1,458.33	2.04
FHLB CONS BD DTD 07/01/2021 .875% 06/12/2026	AA+	150,000.000	135,067.50 90.05	150,999.80 15,932.30-	1,312.50 178.65	0.97
FFCB CONS BD DTD 02/14/2013 2.33% 02/21/2024	AA+	125,000.000	122,921.25 98.34	120,717.50 2,203.75	2,912.50 1,294.44	2.37
FFCB DTD 11/05/2015 2.5% 01/13/2025	AA+	125,000.000	120,491.25 96.39	125,679.31 5,188.06-	3,125.00 156.25	2.59
JPMORGAN CHASE BANK NA CD CLL DTD 09/28/2022 4.3% 09/30/2024		75,000.000	74,003.25 98.67	75,000.00 996.75-	3,225.00 1,086.68	4.36
MAINE HEALTH & HIGHER EDL FACS AUTH REV BDS DTD 06/28/2016 5% 07/01/2026		75,000.000	78,148.50 104.20	78,014.40 134.10	3,750.00 312.50	4.80
US TREASURY NOTES DTD 08/23/2018 2.75% 08/31/2023		150,000.000	149,676.00 99.78	149,847.66 171.66-	4,125.00 1,726.22	2.76
US TREASURY NOTES DTD 08/23/2018 2.75% 08/31/2025		100,000.000	95,828.00 95.83	99,432.31 3,604.31-	2,750.00 1,150.82	2.87
US TREASURY NOTES DTD 08/15/2015 2% 08/15/2025		200,000.000	188,914.00 94.46	197,046.88 8,132.88-	4,000.00 1,845.30	2.12
US TREASURY NTS DTD 07/23/2020 .25% 07/31/2025		200,000.000	182,492.00 91.25	197,687.50 15,195.50-	500.00 1.36	0.27
US TREASURY NTS DTD 10/22/2020 .25% 10/31/2025		100,000.000	90,453.00 90.45	96,973.16 6,520.16-	250.00 63.18	0.28
US TREASURY NTS DTD 02/03/2021 1.125% 02/15/2031		200,000.000	163,468.00 81.73	189,904.40 26,436.40-	2,250.00 1,037.98	1.38
US TREASURY NTS DTD 06/17/2021 .875% 06/30/2026		200,000.000	180,430.00 90.22	201,438.34 21,008.34-	1,750.00 152.17	0.97
US TREASURY NTS DTD 08/19/2021 .75% 08/31/2026		225,000.000	201,006.00 89.34	224,567.95 23,561.95-	1,687.50 706.18	0.84
US TREASURY NTS DTD 11/18/2021 .5% 11/30/2023		150,000.000	147,586.50 98.39	149,552.81 1,966.31-	750.00 127.05	0.51
US TREASURY NTS DTD 02/17/2022 1.875% 02/28/2027		300,000.000	275,193.00 91.73	293,015.63 17,822.63-	5,625.00 2,353.94	2.04
<b>TOTAL FIXED INCOME</b>			<b>2,389,906.25</b>	<b>2,555,433.95</b> <b>165,527.70-</b>	<b>41,762.50</b> <b>13,851.05</b>	<b>1.75</b>
<b>TOTAL ASSETS</b>			<b>3,162,579.87</b>	<b>3,268,388.73</b> <b>105,808.86-</b>	<b>57,881.08</b> <b>14,429.52</b>	<b>1.83</b>
<b>TOTAL ACCRUED INC</b>			<b>14,429.52</b>	<b>14,429.52</b>		
<b>GRAND TOTAL ASSETS</b>			<b>3,177,009.39</b>	<b>3,282,818.25</b> <b>105,808.86-</b>	<b>57,881.08</b> <b>14,429.52</b>	<b>1.83</b>

ACCOUNT NUMBER: 40310000219

STATEMENT PERIOD: JULY 01, 2023 THROUGH JULY 31, 2023

**TRANSACTION DETAIL**

DATE	QUANTITY	DESCRIPTION	TRANSACTION TYPE	CASH	COST BASIS
07/01/23		<b>BEGINNING BALANCE</b>		331.69	3,265,428.61
<b>DIVIDENDS</b>					
07/03/23		MM0000099 DIVIDEND ON FNWM MONEY MARKET PAYABLE 06/30/2023 EFFECTIVE 06/30/2023	DIVIDEND	977.04	
<b>TOTAL DIVIDENDS</b>				977.04	0.00
<b>INTEREST</b>					
07/03/23		56042R6S6 INTEREST ON 75,000 UNITS MAINE HEALTH & HIGHER EDL FACS AUTH REV BDS DTD 06/28/2016 5% 07/01/2026 PAYABLE 07/01/2023 EFFECTIVE 07/01/2023	INTEREST RCVD	1,875.00	
07/13/23		3133EFNW3 INTEREST ON 125,000 UNITS FFCB DTD 11/05/2015 2.5% 01/13/2025 PAYABLE 07/13/2023	INTEREST RCVD	1,562.50	
07/31/23		91282CAB7 INTEREST ON 200,000 UNITS US TREASURY NTS DTD 07/23/2020 .25% 07/31/2025 PAYABLE 07/31/2023	INTEREST RCVD	250.00	
<b>TOTAL INTEREST</b>				3,687.50	0.00
<b>PURCHASES</b>					
07/31/23	3,681.490	MM0000099 NET DEPOSIT FNWM MONEY MARKET	NET CASH MGMT	3,681.49-	3,681.49
<b>TOTAL PURCHASES</b>				3,681.49-	3,681.49
<b>FEES</b>					
07/10/23		FEE TO FIRST NATIONAL WEALTH MANAGEMENT FOR THE PERIOD ENDING 06/30/2023 BASED ON AVERAGE MARKET VALUE 1,643.42 DISCOUNT 986.05	DISBURSEMENT	657.37-	
07/10/23		FEE TO FIRST NATIONAL WEALTH MANAGEMENT FOR THE PERIOD ENDING 06/30/2023 BASED ON AVERAGE MARKET VALUE 1,643.42 DISCOUNT 986.05	DISBURSEMENT	657.37-	
<b>TOTAL FEES</b>				1,314.74-	0.00
<b>OTHER DISBURSEMENTS</b>					
07/03/23		56042R6S6 AMORTIZATION ON 75,000 UNITS MAINE HEALTH & HIGHER EDL FACS AUTH REV BDS DTD 06/28/2016 5% 07/01/2026 EFFECTIVE 07/01/2023 TO ADJUST TAX LOT, AMORTIZATION = 497.82-	AMORTIZATION		497.82-
07/13/23		3133EFNW3 AMORTIZATION ON 125,000 UNITS FFCB DTD 11/05/2015 2.5% 01/13/2025 TO ADJUST TAX LOT, AMORTIZATION = 223.55-	AMORTIZATION		223.55-
<b>TOTAL OTHER DISBURSEMENTS</b>				0.00	721.37-
07/31/23		<b>ENDING BALANCE</b>		0.00	3,268,388.73



ACCOUNT NUMBER: 40310000219  
STATEMENT PERIOD: AUGUST 01, 2023 THROUGH AUGUST 31, 2023

FIRST NATIONAL WEALTH MANAGEMENT  
P O BOX 940  
DAMARISCOTTA, ME 04543

HAMPDEN ENVIRONMENTAL TRUST  
TOWN OF HAMPDEN  
106 WESTERN AVE  
HAMPDEN, ME 04444

ACCOUNT NAME: HAMPDEN ENVIRONMENTAL TRUST

ADMINISTRATIVE OFFICER: LORRAINE OUELLETTE  
207-669-6368  
LORRAINE.OUELLETTE@THEFIRST.COM




INVESTMENT OFFICER: MATT WEAVER  
866-563-1900  
MATTHEW.WEAVER@THEFIRST.COM

**Proprietary Money Market Disclosure**

Please be advised that First National Wealth Management may use a First National Bank money market deposit account as a sweep investment vehicle. First National Wealth Management does not receive any compensation from First National Bank for the placement of funds in this account, nor does First National Bank receive any fees from First National Wealth Management for the use of the account. The rate on the account is set by First National Bank. First National Wealth Management reviews its use of the First National Bank money market deposit account on a regular basis to ensure that it is the most appropriate investment for First National Wealth Management client funds.

The privacy of our customers is a top priority for us. If you would like to review our annual Privacy Policy on-line, please feel free to visit our website at [www.thefirst.com](http://www.thefirst.com). If you would prefer to receive a hard copy of our privacy policy via regular U.S. mail instead, please call 1-866-563-1900, extension 3411 or send an e-mail request to [hilary.stevens@thefirst.com](mailto:hilary.stevens@thefirst.com)

**PORTFOLIO SUMMARY**

	TAX COST	MARKET VALUE	PERCENT
 CASH AND EQUIVALENTS	253,492.70	253,492.70	8.0%
 EQUITIES	620,616.22	665,812.19	21.1%
 FIXED INCOME	2,405,586.29	2,243,216.25	70.9%
<b>TOTAL ASSETS</b>	<b>3,279,695.21</b>	<b>3,162,521.14</b>	<b>100.0%</b>
ACCRUED INCOME OTHER	6,555.59	6,555.59	
<b>TOTAL ACCRUED INCOME</b>	<b>6,555.59</b>	<b>6,555.59</b>	
<b>TOTAL ASSETS &amp; ACCRUALS</b>	<b>3,286,250.80</b>	<b>3,169,076.73</b>	
BEGINNING MARKET VALUE	3,177,009.39		
ENDING MARKET VALUE	3,169,076.73		



**ACTIVITY SUMMARY**

	THIS PERIOD	YEAR TO DATE	REALIZED CAPITAL GAINS / LOSSES	
			THIS PERIOD	YEAR TO DATE
BEGINNING MARKET VALUE	3,162,579.87	2,673,898.01		
DIVIDENDS AND INTEREST	12,465.57	45,125.23		
OTHER RECEIPTS	0.00	38,936.70	LONG TERM	152.34
DISBURSEMENTS	0.00	45,286.89	SHORT TERM	0.00
FEE	1,311.43	9,927.20	<b>TOTAL GAINS / LOSSES</b>	<b>152.34</b>
NET CASH SALES/PURCHASES	11,154.14	28,847.84		
CHANGE IN MARKET VALUE	58.73	488,623.13		
ENDING MARKET VALUE	3,162,521.14	3,162,521.14		
			INVESTMENT PERFORMANCE	
			THIS PERIOD	YEAR TO DATE
			RATE OF RETURN	0.04%
				18.88%

ACCOUNT NUMBER: 40310000219


STATEMENT PERIOD: AUGUST 01, 2023 THROUGH AUGUST 31, 2023

**PORTFOLIO DETAIL**

DESCRIPTION	MARKET VALUE/ PRICE	TAX COST/ UNREALIZED GAIN/LOSS	EST ANNUAL INCOME/ ACCRUED INC	CURRENT YIELD
<b>CASH AND EQUIVALENTS</b>				
FNWM MONEY MARKET	253,492.70 1.00	253,492.70 0.00	12,978.83 1,081.57	5.12
<b>TOTAL CASH AND EQUIVALENTS</b>	<b>253,492.70</b>	<b>253,492.70</b> 0.00	<b>12,978.83</b> 1,081.57	<b>5.12</b>

DESCRIPTION	TICKER	SHARES	MARKET VALUE/ PRICE	TAX COST/ UNREALIZED GAIN/LOSS	EST ANNUAL INCOME/ ACCRUED INC	CURRENT YIELD
<b>EQUITIES</b>						
BARON EMERGING MARKETS INSTITUTIONAL	BEXIX	4,887.368	66,663.70 13.64	63,176.91 3,486.79	332.34	0.50
DFA INTERNATIONAL SMALL COMPANY I	DFISX	1,814.959	33,685.64 18.56	31,499.08 2,186.56	967.37	2.87
DODGE & COX INTERNATIONAL STOCK I	DODFX	2,999.327	145,167.43 48.40	131,583.00 13,584.43	2,879.35	1.98
DODGE & COX STOCK I	DODGX	661.494	154,161.18 233.05	147,329.37 6,831.81	2,156.47	1.40
FIDELITY GROWTH COMPANY FUND	FDGRX	3,644.576	113,054.75 31.02	97,271.62 15,783.13	338.95	0.30
FIDELITY LOW-PRICED STOCK #316	FLPSX	990.041	48,373.40 48.86	46,895.26 1,478.14	546.50	1.13
NEUBERGER BERMAN GENESIS INSTL	NBGIX	459.837	28,008.67 60.91	27,838.61 170.06	20.69	0.07
PARNASSUS MID CAP FUND CL I	PPPMX	1,370.788	49,101.63 35.82	48,225.08 876.55	111.03	0.23
VANGUARD SMALL CAP VALUE ADMIRAL	VSIAX	381.052	27,595.79 72.42	26,797.29 798.50	600.92	2.18
<b>TOTAL EQUITIES</b>			<b>665,812.19</b>	<b>620,816.22</b> 45,195.97	<b>7,953.62</b> 0.00	<b>1.19</b>

**BOND QUALITY SUMMARY**



ACCOUNT NUMBER: 40310000219

STATEMENT PERIOD: AUGUST 01, 2023 THROUGH AUGUST 31, 2023

**PORTFOLIO DETAIL ( CONTINUED )**

DESCRIPTION	RATING	PAR VALUE	MARKET VALUE/ PRICE	TAX COST/ UNREALIZED GAIN/LOSS	EST ANNUAL INCOME/ ACCRUED INC	CURRENT YIELD
<b>FIXED INCOME</b>						
FHLB CONS BD DTD 08/01/2016 1.875% 09/11/2026	AA+	200,000.000	184,984.00 92.49	205,556.30 20,572.30-	3,750.00 1,770.83	2.03
FHLB CONS BD DTD 07/01/2021 .875% 06/12/2026	AA+	150,000.000	135,333.00 90.22	150,999.80 15,666.80-	1,312.50 288.02	0.97
FFCB CONS BD DTD 02/14/2013 2.33% 02/21/2024	AA+	125,000.000	123,168.75 98.54	120,717.50 2,451.25	2,912.50 80.90	2.36
FFCB DTD 11/05/2015 2.5% 01/13/2025	AA+	125,000.000	120,742.50 96.59	125,679.31 4,936.81-	3,125.00 416.67	2.59
JPMORGAN CHASE BANK NA CD CLL DTD 09/28/2022 4.3% 09/30/2024		75,000.000	74,001.00 98.67	75,000.00 999.00-	3,225.00 1,358.36	4.36
MAINE HEALTH & HIGHER EDL FACS AUTH REV BDS DTD 06/28/2016 5% 07/01/2026		75,000.000	77,674.50 103.57	78,014.40 339.90-	3,750.00 625.00	4.83
US TREASURY NOTES DTD 08/23/2018 2.75% 08/31/2025		100,000.000	95,973.00 95.97	99,432.31 3,459.31-	2,750.00 7.55	2.87
US TREASURY NOTES DTD 08/15/2015 2% 08/15/2025		200,000.000	189,290.00 94.65	197,046.88 7,756.88-	4,000.00 184.78	2.11
US TREASURY NTS DTD 07/23/2020 .25% 07/31/2025		200,000.000	183,172.00 91.59	197,687.50 14,515.50-	500.00 43.48	0.27
US TREASURY NTS DTD 10/22/2020 .25% 10/31/2025		100,000.000	90,762.00 90.76	96,973.16 6,211.16-	250.00 84.24	0.28
US TREASURY NTS DTD 02/03/2021 1.125% 02/15/2031		200,000.000	162,554.00 81.28	189,904.40 27,350.40-	2,250.00 103.94	1.38
US TREASURY NTS DTD 06/17/2021 .875% 06/30/2026		200,000.000	180,774.00 90.39	201,438.34 20,664.34-	1,750.00 299.59	0.97
US TREASURY NTS DTD 08/19/2021 .75% 08/31/2026		225,000.000	201,411.00 89.52	224,567.95 23,156.95-	1,687.50 4.64	0.84
US TREASURY NTS DTD 11/18/2021 .5% 11/30/2023		150,000.000	148,207.50 98.81	149,552.81 1,345.31-	750.00 190.57	0.51
US TREASURY NTS DTD 02/17/2022 1.875% 02/28/2027		300,000.000	275,169.00 91.72	293,015.63 17,846.63-	5,625.00 15.45	2.04
<b>TOTAL FIXED INCOME</b>			<b>2,243,216.25</b>	<b>2,405,586.29</b> <b>162,370.04-</b>	<b>37,637.50</b> <b>5,474.02</b>	<b>1.68</b>
<b>TOTAL ASSETS</b>			<b>3,162,521.14</b>	<b>3,279,895.21</b> <b>117,174.07-</b>	<b>58,569.95</b> <b>6,555.59</b>	<b>1.85</b>
<b>TOTAL ACCRUED INC</b>			<b>6,555.59</b>	<b>6,555.59</b>		
<b>GRAND TOTAL ASSETS</b>			<b>3,169,076.73</b>	<b>3,286,250.80</b> <b>117,174.07-</b>	<b>58,569.95</b> <b>6,555.59</b>	<b>1.85</b>

**TRANSACTION DETAIL**

DATE	QUANTITY	DESCRIPTION	TRANSACTION TYPE	CASH	COST BASIS
08/01/23		<b>BEGINNING BALANCE</b>		0.00	3,268,388.73
<b>DIVIDENDS</b>					
08/01/23		MM0000099 DIVIDEND ON FNWM MONEY MARKET PAYABLE 07/31/2023 EFFECTIVE 07/31/2023	DIVIDEND	790.57	
<b>TOTAL DIVIDENDS</b>				790.57	0.00
<b>INTEREST</b>					
08/15/23		912828K74 INTEREST ON 200,000 UNITS US TREASURY NOTES DTD 08/15/2015 2% 08/15/2025 PAYABLE 08/15/2023	INTEREST RCVD	2,000.00	
08/15/23		91282CBL4 INTEREST ON 200,000 UNITS US TREASURY NTS DTD 02/03/2021 1.125% 02/15/2031 PAYABLE 08/15/2023	INTEREST RCVD	1,125.00	
08/21/23		3133ECG73 INTEREST ON 125,000 UNITS FFCB CONS BD DTD 02/14/2013 2.33% 02/21/2024 PAYABLE 08/21/2023	INTEREST RCVD	1,456.25	
08/31/23		9128284X5 INTEREST ON 150,000 UNITS US TREASURY NOTES DTD 08/23/2018 2.75% 08/31/2023 PAYABLE 08/31/2023	INTEREST RCVD	2,062.50	
08/31/23		9128284Z0 INTEREST ON 100,000 UNITS US TREASURY NOTES DTD 08/23/2018 2.75% 08/31/2025 PAYABLE 08/31/2023	INTEREST RCVD	1,375.00	
08/31/23		91282CCW9 INTEREST ON 225,000 UNITS US TREASURY NTS DTD 08/19/2021 .75% 08/31/2026 PAYABLE 08/31/2023	INTEREST RCVD	843.75	
08/31/23		91282CEC1 INTEREST ON 300,000 UNITS US TREASURY NTS DTD 02/17/2022 1.875% 02/28/2027 PAYABLE 08/31/2023	INTEREST RCVD	2,812.50	
<b>TOTAL INTEREST</b>				11,675.00	0.00
<b>PURCHASES</b>					
08/23/23	744.602	06828M876 PURCHASED 744.602 SHS BARON EMERGING MARKETS INSTITUTIONAL ON 08/22/2023 AT 13.43	BUY	10,000.00-	10,000.00
08/23/23	276.243	233203629 PURCHASED 276.243 SHS DFA INTERNATIONAL SMALL COMPANY I ON 08/22/2023 AT 18.10	BUY	5,000.00-	5,000.00
08/23/23	443.319	256206103 PURCHASED 443.319 SHS DODGE & COX INTERNATIONAL STOCK I ON 08/22/2023 AT 47.37	BUY	21,000.00-	21,000.00
08/23/23	96.259	256219106 PURCHASED 96.259 SHS DODGE & COX STOCK I ON 08/22/2023 AT 228.55	BUY	22,000.00-	22,000.00

**TRANSACTION DETAIL ( CONTINUED )**

DATE	QUANTITY	DESCRIPTION	TRANSACTION TYPE	CASH	COST BASIS
08/23/23	534.224	316200104 PURCHASED 534.224 SHS FIDELITY GROWTH COMPANY FUND ON 08/22/2023 AT 29.95	BUY	16,000.00-	16,000.00
08/23/23	146.290	316345305 PURCHASED 146.29 SHS FIDELITY LOW-PRICED STOCK #316 ON 08/22/2023 AT 47.85	BUY	7,000.00-	7,000.00
08/23/23	67.854	641233200 PURCHASED 67.854 SHS NEUBERGER BERMAN GENESIS INSTL ON 08/22/2023 AT 58.95	BUY	4,000.00-	4,000.00
08/23/23	200.229	701765505 PURCHASED 200.229 SHS PARNASSUS MID CAP FUND CL I ON 08/22/2023 AT 34.96	BUY	7,000.00-	7,000.00
08/23/23	56.891	921937686 PURCHASED 56.891 SHS VANGUARD SMALL CAP VALUE ADMIRAL ON 08/22/2023 AT 70.31	BUY	4,000.00-	4,000.00
08/31/23	65,154.140	MM0000099 NET DEPOSIT FNWM MONEY MARKET	NET CASH MGMT	65,154.14-	65,154.14
<b>TOTAL PURCHASES</b>				<b>161,154.14-</b>	<b>161,154.14</b>
<b>FEES</b>					
08/07/23		FEE TO FIRST NATIONAL WEALTH MANAGEMENT FOR THE PERIOD ENDING 07/31/2023 BASED ON AVERAGE MARKET VALUE___1,639.29 DISCOUNT_____983.57	DISBURSEMENT	655.72-	
08/07/23		FEE TO FIRST NATIONAL WEALTH MANAGEMENT FOR THE PERIOD ENDING 07/31/2023 BASED ON AVERAGE MARKET VALUE___1,639.29 DISCOUNT_____983.58	DISBURSEMENT	655.71-	
<b>TOTAL FEES</b>				<b>1,311.43-</b>	<b>0.00</b>
<b>SALES AND MATURITIES</b>					
08/31/23	150,000.000-	9128284X5 MATURED 150,000 UNITS US TREASURY NOTES DTD 08/23/2018 2.75% 08/31/2023	MATURITY	150,000.00	149,847.66-
<b>TOTAL SALES AND MATURITIES</b>				<b>150,000.00</b>	<b>149,847.66-</b>
08/31/23		<b>ENDING BALANCE</b>		<b>0.00</b>	<b>3,279,695.21</b>



---

ACCOUNT NUMBER: 40310000219

STATEMENT PERIOD: SEPTEMBER 01, 2023 THROUGH SEPTEMBER 30, 2023

FIRST NATIONAL WEALTH MANAGEMENT  
P O BOX 940  
DAMARISCOTTA, ME 04543

HAMPDEN ENVIRONMENTAL TRUST  
TOWN OF HAMPDEN  
106 WESTERN AVE  
HAMPDEN, ME 04444

ACCOUNT NAME: HAMPDEN ENVIRONMENTAL TRUST

ADMINISTRATIVE OFFICER: LORRAINE OUELLETTE  
207-669-6368  
LORRAINE.OUELLETTE  
@THEFIRST.COM




INVESTMENT OFFICER: MATT WEAVER  
866-563-1900  
MATTHEW.WEAVER  
@THEFIRST.COM

---

**Proprietary Money Market Disclosure**

Please be advised that First National Wealth Management may use a First National Bank money market deposit account as a sweep investment vehicle. First National Wealth Management does not receive any compensation from First National Bank for the placement of funds in this account, nor does First National Bank receive any fees from First National Wealth Management for the use of the account. The rate on the account is set by First National Bank. First National Wealth Management reviews its use of the First National Bank money market deposit account on a regular basis to ensure that it is the most appropriate investment for First National Wealth Management client funds.

### PORTFOLIO SUMMARY

	TAX COST	MARKET VALUE	PERCENT
 CASH AND EQUIVALENTS	256,230.43	256,230.43	8.2%
 EQUITIES	626,359.45	638,979.54	20.4%
 FIXED INCOME	2,404,787.57	2,231,357.25	71.4%
<b>TOTAL ASSETS</b>	<b>3,287,377.45</b>	<b>3,126,567.22</b>	<b>100.0%</b>
ACCRUED INCOME OTHER	6,198.34	6,198.34	
<b>TOTAL ACCRUED INCOME</b>	<b>6,198.34</b>	<b>6,198.34</b>	
<b>TOTAL ASSETS &amp; ACCRUALS</b>	<b>3,293,575.79</b>	<b>3,132,765.56</b>	
BEGINNING MARKET VALUE	3,169,076.73		
ENDING MARKET VALUE	3,132,765.56		



### ACTIVITY SUMMARY

	THIS PERIOD	YEAR TO DATE	REALIZED CAPITAL GAINS / LOSSES	
			THIS PERIOD	YEAR TO DATE
BEGINNING MARKET VALUE	3,162,521.14	2,673,898.01		
DIVIDENDS AND INTEREST	9,790.36	54,915.59		
OTHER RECEIPTS	0.00	38,936.70		
DISBURSEMENTS	0.00	45,286.89	LONG TERM	5,743.23
FEEs	1,309.40	11,236.60	SHORT TERM	0.00
NET CASH SALES/PURCHASES	8,247.48	37,095.32	<b>TOTAL GAINS / LOSSES</b>	<b>5,743.23</b>
CHANGE IN MARKET VALUE	36,187.40	452,435.73		<b>5,826.12</b>
ENDING MARKET VALUE	3,126,567.22	3,126,567.22	<b>INVESTMENT PERFORMANCE</b>	
			THIS PERIOD	YEAR TO DATE
			RATE OF RETURN	1.10-%
				17.59%

ACCOUNT NUMBER: 40310000219

STATEMENT PERIOD: SEPTEMBER 01, 2023 THROUGH SEPTEMBER 30, 2023

**PORTFOLIO DETAIL**

DESCRIPTION	MARKET VALUE/ PRICE	TAX COST/ UNREALIZED GAIN/LOSS	EST ANNUAL INCOME/ ACCRUED INC	CURRENT YIELD
<b>CASH AND EQUIVALENTS</b>				
FNWM MONEY MARKET	255,996.95 1.00	255,996.95 0.00	13,286.25 1,107.19	5.19
CASH	233.48	233.48 0.00		
<b>TOTAL CASH AND EQUIVALENTS</b>	<b>256,230.43</b>	<b>256,230.43</b> 0.00	<b>13,286.25</b> 1,107.19	<b>5.19</b>

DESCRIPTION	TICKER	SHARES	MARKET VALUE/ PRICE	TAX COST/ UNREALIZED GAIN/LOSS	EST ANNUAL INCOME/ ACCRUED INC	CURRENT YIELD
<b>EQUITIES</b>						
BARON EMERGING MARKETS INSTITUTIONAL	BEXIX	4,887.368	64,611.00 13.22	63,176.91 1,434.09	332.34	0.51
DFA INTERNATIONAL SMALL COMPANY I	DFISX	1,814.959	32,015.88 17.64	31,499.08 516.80	967.37	3.02
DODGE & COX INTERNATIONAL STOCK I	DODFX	2,999.327	141,268.30 47.10	131,583.00 9,685.30	2,879.35	2.04
DODGE & COX STOCK I	DODGX	661.494	149,696.09 226.30	147,329.37 2,366.72	2,196.82	1.47
FIDELITY GROWTH COMPANY FUND	FDGRX	3,644.576	105,765.60 29.02	97,271.62 8,493.98	338.95	0.32
FIDELITY LOW-PRICED STOCK #316	FLPSX	1,127.111	46,628.58 41.37	52,638.49 6,009.91-	941.14	2.02
NEUBERGER BERMAN GENESIS INSTL	NBGIX	459.837	26,555.59 57.75	27,838.61 1,283.02-	20.69	0.08
PARNASSUS MID CAP FUND CL I	PFPMX	1,370.788	46,332.63 33.80	48,225.08 1,892.45-	111.03	0.24
VANGUARD SMALL CAP VALUE ADMIRAL	VSIAX	381.052	26,105.87 68.51	26,797.29 691.42-	617.69	2.37
<b>TOTAL EQUITIES</b>			<b>638,979.54</b>	<b>626,359.45</b> 12,620.09	<b>8,405.38</b> 0.00	<b>1.32</b>

**PORTFOLIO DETAIL ( CONTINUED )**

**BOND QUALITY SUMMARY**



S & P QUALITY RATING	MARKET VALUE	PERCENT
TREASURY / AGENCY	2,080,794.75	93.3%
NOT RATED	150,562.50	6.7%
<b>Total</b>	<b>2,231,357.25</b>	<b>100.0%</b>

DESCRIPTION	RATING	PAR VALUE	MARKET VALUE/ PRICE	TAX COST/ UNREALIZED GAIN/LOSS	EST ANNUAL INCOME/ ACCRUED INC	CURRENT YIELD
<b>FIXED INCOME</b>						
FHLB CONS BD DTD 08/01/2016 1.875% 09/11/2026	AA+	200,000.000	183,432.00 91.72	204,757.58 21,325.58-	3,750.00 208.33	2.04
FHLB CONS BD DTD 07/01/2021 .875% 06/12/2026	AA+	150,000.000	134,823.00 89.88	150,999.80 16,176.80-	1,312.50 397.40	0.97
FFCB CONS BD DTD 02/14/2013 2.33% 02/21/2024	AA+	125,000.000	123,418.75 98.74	120,717.50 2,701.25	2,912.50 323.61	2.36
FFCB DTD 11/05/2015 2.5% 01/13/2025	AA+	125,000.000	120,591.25 96.47	125,679.31 5,088.06-	3,125.00 677.08	2.59
JPMORGAN CHASE BANK NA CD CLL DTD 09/28/2022 4.3% 09/30/2024		75,000.000	73,990.50 98.65	75,000.00 1,009.50-	3,225.00 8.86	4.36
MAINE HEALTH & HIGHER EDL FACS AUTH REV BDS DTD 06/28/2016 5% 07/01/2026		75,000.000	76,572.00 102.10	78,014.40 1,442.40-	3,750.00 937.50	4.90
US TREASURY NOTES DTD 08/23/2018 2.75% 08/31/2025		100,000.000	95,734.00 95.73	99,432.31 3,698.31-	2,750.00 234.20	2.87
US TREASURY NOTES DTD 08/15/2015 2% 08/15/2025		200,000.000	188,984.00 94.49	197,046.88 8,062.88-	4,000.00 510.87	2.12
US TREASURY NTS DTD 07/23/2020 .25% 07/31/2025		200,000.000	183,126.00 91.56	197,687.50 14,561.50-	500.00 84.24	0.27
US TREASURY NTS DTD 10/22/2020 .25% 10/31/2025		100,000.000	90,680.00 90.68	96,973.16 6,293.16-	250.00 104.62	0.28
US TREASURY NTS DTD 02/03/2021 1.125% 02/15/2031		200,000.000	157,774.00 78.89	189,904.40 32,130.40-	2,250.00 287.36	1.43
US TREASURY NTS DTD 06/17/2021 .875% 06/30/2026		200,000.000	179,968.00 89.98	201,438.34 21,470.34-	1,750.00 442.26	0.97

**PORTFOLIO DETAIL ( CONTINUED )**

DESCRIPTION	RATING	PAR VALUE	MARKET VALUE/ PRICE	TAX COST/ UNREALIZED GAIN/LOSS	EST ANNUAL INCOME/ ACCRUED INC	CURRENT YIELD
<b>FIXED INCOME</b>						
US TREASURY NTS DTD 08/19/2021 .75% 08/31/2026		225,000.000	200,382.75 89.06	224,567.95 24,185.20-	1,687.50 143.72	0.84
US TREASURY NTS DTD 11/18/2021 .5% 11/30/2023		150,000.000	148,812.00 99.21	149,552.81 740.81-	750.00 252.05	0.50
US TREASURY NTS DTD 02/17/2022 1.875% 02/28/2027		300,000.000	273,069.00 91.02	293,015.63 19,946.63-	5,625.00 479.05	2.06
<b>TOTAL FIXED INCOME</b>			<b>2,231,357.25</b>	<b>2,404,787.57</b> <b>173,430.32-</b>	<b>37,637.50</b> <b>5,091.15</b>	<b>1.69</b>
<b>TOTAL ASSETS</b>			<b>3,126,567.22</b>	<b>3,287,377.45</b> <b>180,810.23-</b>	<b>59,329.13</b> <b>6,198.34</b>	<b>1.90</b>
<b>TOTAL ACCRUED INC</b>			<b>6,198.34</b>	<b>6,198.34</b>		
<b>GRAND TOTAL ASSETS</b>			<b>3,132,765.56</b>	<b>3,293,575.79</b> <b>180,810.23-</b>	<b>59,329.13</b> <b>6,198.34</b>	<b>1.90</b>

**TRANSACTION DETAIL**

DATE	QUANTITY	DESCRIPTION	TRANSACTION TYPE	CASH	COST BASIS
<b>09/01/23</b>		<b>BEGINNING BALANCE</b>		<b>0.00</b>	<b>3,279,695.21</b>
<b>DIVIDENDS</b>					
09/01/23		MM0000099 DIVIDEND ON FNWM MONEY MARKET PAYABLE 08/31/2023 EFFECTIVE 08/31/2023	DIVIDEND	728.37	
09/11/23		316345305 DIVIDEND ON 990.041 SHS FIDELITY LOW-PRICED STOCK #316 AT .576 PER SHARE PAYABLE 09/11/2023 EX DATE 09/08/2023	DIVIDEND	570.26	
09/11/23		316345305 LONG TERM CAPITAL GAINS DIVIDEND ON 990.041 SHS FIDELITY LOW-PRICED STOCK #316 AT 5.801 PER SHARE PAYABLE 09/11/2023 EX DATE 09/08/2023	DIVIDEND	5,743.23	
09/21/23		921937686 DIVIDEND ON 381.052 SHS VANGUARD SMALL CAP VALUE ADMIRAL AT .3759 PER SHARE PAYABLE 09/21/2023 EX DATE 09/20/2023	DIVIDEND	143.24	
09/27/23		256219106 DIVIDEND ON 661.494 SHS DODGE & COX STOCK I AT .751 PER SHARE PAYABLE 09/27/2023 EX DATE 09/26/2023	DIVIDEND	496.78	
09/29/23		233203629 DIVIDEND ON 1,814.959 SHS DFA INTERNATIONAL SMALL COMPANY I AT .12864 PER SHARE PAYABLE 09/29/2023 EX DATE 09/28/2023	DIVIDEND	233.48	
<b>TOTAL DIVIDENDS</b>				<b>7,915.36</b>	<b>0.00</b>
<b>INTEREST</b>					
09/11/23		3130A8XY4 INTEREST ON 200,000 UNITS FHLB CONS BD DTD 08/01/2016 1.875% 09/11/2026 PAYABLE 09/11/2023	INTEREST RCVD	1,875.00	
<b>TOTAL INTEREST</b>				<b>1,875.00</b>	<b>0.00</b>
<b>PURCHASES</b>					
09/11/23	137.070	316345305 PURCHASED 137.07 SHS FIDELITY LOW-PRICED STOCK #316 ON 09/11/2023 AT 41.90 FOR REINVESTMENT	BUY	5,743.23-	5,743.23
09/30/23	2,504.250	MM0000099 NET DEPOSIT FNWM MONEY MARKET	NET CASH MGMT	2,504.25-	2,504.25
<b>TOTAL PURCHASES</b>				<b>8,247.48-</b>	<b>8,247.48</b>
<b>FEES</b>					
09/08/23		FEE TO FIRST NATIONAL WEALTH MANAGEMENT FOR THE PERIOD ENDING 08/31/2023 BASED ON AVERAGE MARKET VALUE ___ 1,636.76 DISCOUNT _____ 982.06	DISBURSEMENT	654.70-	

ACCOUNT NUMBER: 40310000219

STATEMENT PERIOD: SEPTEMBER 01, 2023 THROUGH SEPTEMBER 30, 2023




**TRANSACTION DETAIL ( CONTINUED )**

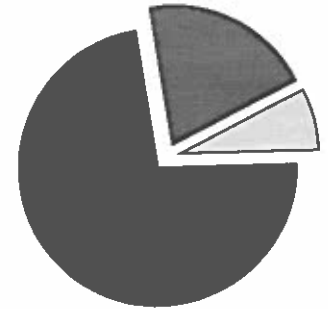
DATE	QUANTITY	DESCRIPTION	TRANSACTION TYPE	CASH	COST BASIS
09/08/23		FEE TO FIRST NATIONAL WEALTH MANAGEMENT FOR THE PERIOD ENDING 08/31/2023 BASED ON AVERAGE MARKET VALUE___1,636.76 DISCOUNT_____982.06	DISBURSEMENT	654.70-	
<b>TOTAL FEES</b>				<b>1,309.40-</b>	<b>0.00</b>
<b>OTHER DISBURSEMENTS</b>					
09/11/23		3130A8XY4 AMORTIZATION ON 200,000 UNITS FHLB CONS BD DTD 08/01/2016 1.875% 09/11/2026 TO ADJUST TAX LOT, AMORTIZATION = 798.72-	AMORTIZATION		798.72-
<b>TOTAL OTHER DISBURSEMENTS</b>				<b>0.00</b>	<b>798.72-</b>
09/30/23		<b>ENDING BALANCE</b>		<b>233.48</b>	<b>3,287,143.97</b>

ACCOUNT NUMBER: **40310000219**

STATEMENT PERIOD: OCTOBER 01, 2023 THROUGH OCTOBER 31, 2023

**PORTFOLIO SUMMARY**

	TAX COST	MARKET VALUE	PERCENT
 CASH AND EQUIVALENTS	224,453.55	224,453.55	7.3%
 EQUITIES	626,359.45	613,334.33	20.0%
 FIXED INCOME	2,404,787.57	2,230,682.25	72.7%
<b>TOTAL ASSETS</b>	<b>3,255,600.57</b>	<b>3,068,470.13</b>	<b>100.0%</b>
ACCRUED INCOME OTHER	9,110.40	9,110.40	
<b>TOTAL ACCRUED INCOME</b>	<b>9,110.40</b>	<b>9,110.40</b>	
<b>TOTAL ASSETS &amp; ACCRUALS</b>	<b>3,264,710.97</b>	<b>3,077,580.53</b>	
BEGINNING MARKET VALUE	3,132,765.56		
ENDING MARKET VALUE	3,077,580.53		



**ACTIVITY SUMMARY**

	THIS PERIOD	YEAR TO DATE	REALIZED CAPITAL GAINS / LOSSES	
			THIS PERIOD	YEAR TO DATE
BEGINNING MARKET VALUE	3,126,567.22	2,673,898.01		
DIVIDENDS AND INTEREST	2,838.18	57,753.77		
OTHER RECEIPTS	0.00	38,936.70	LONG TERM	0.00
DISBURSEMENTS	33,305.22-	78,592.11-	SHORT TERM	0.00
FEES	1,309.84-	12,546.44-	TOTAL GAINS / LOSSES	0.00
NET CASH SALES/PURCHASES	31,543.40	5,551.92-		5,826.12
CHANGE IN MARKET VALUE	57,863.61-	394,572.12		
ENDING MARKET VALUE	3,068,470.13	3,068,470.13		
			INVESTMENT PERFORMANCE	
			THIS PERIOD	YEAR TO DATE
			0.75-%	16.71%
			<b>RATE OF RETURN</b>	

ACCOUNT NUMBER: 40310000219

STATEMENT PERIOD: OCTOBER 01, 2023 THROUGH OCTOBER 31, 2023

**PORTFOLIO DETAIL**

DESCRIPTION	MARKET VALUE/ PRICE	TAX COST/ UNREALIZED GAIN/LOSS	EST ANNUAL INCOME/ ACCRUED INC	CURRENT YIELD
<b>CASH AND EQUIVALENTS</b>				
FNWM MONEY MARKET	224,453.55 1.00	224,453.55 0.00	11,694.03 974.50	5.21
<b>TOTAL CASH AND EQUIVALENTS</b>	<b>224,453.55</b>	<b>224,453.55</b> 0.00	<b>11,694.03</b> 974.50	<b>5.21</b>

DESCRIPTION	TICKER	SHARES	MARKET VALUE/ PRICE	TAX COST/ UNREALIZED GAIN/LOSS	EST ANNUAL INCOME/ ACCRUED INC	CURRENT YIELD
<b>EQUITIES</b>						
BARON EMERGING MARKETS INSTITUTIONAL	BEXIX	4,887.368	62,216.19 12.73	63,176.91 960.72-	332.34	0.53
DFA INTERNATIONAL SMALL COMPANY	DFISX	1,814.959	30,672.81 16.90	31,499.08 826.27-	967.37	3.15
DODGE & COX INTERNATIONAL STOCK	DODFX	2,999.327	134,069.92 44.70	131,583.00 2,486.92	2,879.35	2.15
DODGE & COX STOCK I	DODGX	661.494	144,483.52 218.42	147,329.37 2,845.85-	2,196.82	1.52
FIDELITY GROWTH COMPANY FUND	FDGRX	3,644.576	102,594.81 28.15	97,271.62 5,323.19	338.95	0.33
FIDELITY LOW-PRICED STOCK #316	FLPSX	1,127.111	45,298.59 40.19	52,638.49 7,339.90-	941.14	2.08
NEUBERGER BERMAN GENESIS INSTL	NBGIX	459.837	24,799.01 53.93	27,838.61 3,039.60-	20.69	0.08
PARNASSUS MID CAP FUND CL I	PFPMX	1,370.788	44,358.70 32.36	48,225.08 3,866.38-	111.03	0.25
VANGUARD SMALL CAP VALUE ADMIRAL	VSIAX	381.052	24,840.78 65.19	26,797.29 1,956.51-	617.69	2.49
<b>TOTAL EQUITIES</b>			<b>613,334.33</b>	<b>626,359.45</b> 13,025.12-	<b>8,405.38</b> 0.00	<b>1.37</b>

**BOND QUALITY SUMMARY**

S & P QUALITY RATING	MARKET VALUE	PERCENT
TREASURY / AGENCY	2,080,259.25	93.3%
NOT RATED	150,423.00	6.7%
<b>Total</b>	<b>2,230,682.25</b>	<b>100.0%</b>

ACCOUNT NUMBER: 40310000219

STATEMENT PERIOD: OCTOBER 01, 2023 THROUGH OCTOBER 31, 2023

**PORTFOLIO DETAIL ( CONTINUED )**

DESCRIPTION	RATING	PAR VALUE	MARKET VALUE/ PRICE	TAX COST/ UNREALIZED GAIN/LOSS	EST ANNUAL INCOME/ ACCRUED INC	CURRENT YIELD
<b>FIXED INCOME</b>						
FHLB CONS BD DTD 08/01/2016 1.875% 09/11/2026	AA+	200,000.000	183,108.00 91.55	204,757.58 21,649.58-	3,750.00 520.83	2.05
FHLB CONS BD DTD 07/01/2021 .875% 06/12/2026	AA+	150,000.000	135,021.00 90.01	150,999.80 15,978.80-	1,312.50 506.77	0.97
FFCB CONS BD DTD 02/14/2013 2.33% 02/21/2024	AA+	125,000.000	123,737.50 98.99	120,717.50 3,020.00	2,912.50 566.32	2.35
FFCB DTD 11/05/2015 2.5% 01/13/2025	AA+	125,000.000	120,802.50 96.64	125,679.31 4,876.81-	3,125.00 937.50	2.59
JPMORGAN CHASE BANK NA CD CLL DTD 09/28/2022 4.3% 09/30/2024		75,000.000	74,061.75 98.75	75,000.00 938.25-	3,225.00 283.52	4.35
MAINE HEALTH & HIGHER EDL FACS AUTH REV BDS DTD 06/28/2016 5% 07/01/2026		75,000.000	76,361.25 101.82	78,014.40 1,653.15-	3,750.00 1,250.00	4.91
US TREASURY NOTES DTD 08/23/2018 2.75% 08/31/2025		100,000.000	95,832.00 95.83	99,432.31 3,600.31-	2,750.00 468.41	2.87
US TREASURY NOTES DTD 08/15/2015 2% 08/15/2025		200,000.000	189,336.00 94.67	197,046.88 7,710.88-	4,000.00 847.83	2.11
US TREASURY NTS DTD 07/23/2020 .25% 07/31/2025		200,000.000	183,758.00 91.88	197,687.50 13,929.50-	500.00 126.36	0.27
US TREASURY NTS DTD 10/22/2020 .25% 10/31/2025		100,000.000	90,918.00 90.92	96,973.16 6,055.16-	250.00 0.69	0.27
US TREASURY NTS DTD 02/03/2021 1.125% 02/15/2031		200,000.000	155,118.00 77.56	189,904.40 34,786.40-	2,250.00 476.90	1.45
US TREASURY NTS DTD 06/17/2021 .875% 06/30/2026		200,000.000	180,156.00 90.08	201,438.34 21,282.34-	1,750.00 589.67	0.97
US TREASURY NTS DTD 08/19/2021 .75% 08/31/2026		225,000.000	200,495.25 89.11	224,567.95 24,072.70-	1,687.50 287.43	0.84
US TREASURY NTS DTD 11/18/2021 .5% 11/30/2023		150,000.000	149,421.00 99.61	149,552.81 131.81-	750.00 315.57	0.50
US TREASURY NTS DTD 02/17/2022 1.875% 02/28/2027		300,000.000	272,556.00 90.85	293,015.63 20,459.63-	5,625.00 958.10	2.06
<b>TOTAL FIXED INCOME</b>			<b>2,230,682.25</b>	<b>2,404,787.57</b> <b>174,105.32-</b>	<b>37,637.50</b> <b>8,135.90</b>	<b>1.69</b>
<b>TOTAL ASSETS</b>			<b>3,068,470.13</b>	<b>3,255,600.57</b> <b>187,130.44-</b>	<b>57,736.91</b> <b>9,110.40</b>	<b>1.88</b>
<b>TOTAL ACCRUED INC</b>			<b>9,110.40</b>	<b>9,110.40</b>		
<b>GRAND TOTAL ASSETS</b>			<b>3,077,580.53</b>	<b>3,264,710.97</b> <b>187,130.44-</b>	<b>57,736.91</b> <b>9,110.40</b>	<b>1.88</b>

**TRANSACTION DETAIL**

DATE	QUANTITY	DESCRIPTION	TRANSACTION TYPE	CASH	COST BASIS
10/01/23		BEGINNING BALANCE		233.48	3,287,143.97
<b>DIVIDENDS</b>					
10/02/23		MM0000099 DIVIDEND ON FNWM MONEY MARKET PAYABLE 09/30/2023 EFFECTIVE 09/30/2023	DIVIDEND	1,087.43	
<b>TOTAL DIVIDENDS</b>				1,087.43	0.00
<b>INTEREST</b>					
10/02/23		46593LQF9 INTEREST ON 75,000 UNITS JPMORGAN CHASE BANK NA CD CLL DTD 09/28/2022 4.3% 09/30/2024 PAYABLE 09/30/2023 EFFECTIVE 09/30/2023	INTEREST RCVD	1,625.75	
10/31/23		91282CAT8 INTEREST ON 100,000 UNITS US TREASURY NTS DTD 10/22/2020 .25% 10/31/2025 PAYABLE 10/31/2023	INTEREST RCVD	125.00	
<b>TOTAL INTEREST</b>				1,750.75	0.00
<b>DISTRIBUTIONS</b>					
10/12/23		DISTRIBUTION TO TOWN OF HAMPDEN DISTRIBUTION PER REQUEST OF INDIVIDUAL TRUSTEES DTD 9/18/23	DISBURSEMENT	13,676.25-	
10/12/23		DISTRIBUTION TO TOWN OF HAMPDEN DISTRIBUTION PER REQUEST OF INDIVIDUAL TRUSTEES DTD 9/18/23	DISBURSEMENT	19,628.97-	
<b>TOTAL DISTRIBUTIONS</b>				33,305.22-	0.00
<b>FEES</b>					
10/10/23		FEE TO FIRST NATIONAL WEALTH MANAGEMENT FOR THE PERIOD ENDING 09/30/2023 BASED ON AVERAGE MARKET VALUE___1,637.30 DISCOUNT_____982.38	DISBURSEMENT	654.92-	
10/10/23		FEE TO FIRST NATIONAL WEALTH MANAGEMENT FOR THE PERIOD ENDING 09/30/2023 BASED ON AVERAGE MARKET VALUE___1,637.30 DISCOUNT_____982.38	DISBURSEMENT	654.92-	
<b>TOTAL FEES</b>				1,309.84-	0.00
<b>SALES AND MATURITIES</b>					
10/31/23	31,543.400-	MM0000099 NET WITHDRAWAL FNWM MONEY MARKET	NET CASH MGMT	31,543.40	31,543.40-
<b>TOTAL SALES AND MATURITIES</b>				31,543.40	31,543.40-
10/31/23		ENDING BALANCE		0.00	3,255,600.57

Source of Proposed Reimbursement

Eligible Costs Incurred, Proposed for Environmental Trust Reimbursement for FY24

Category of Stormwater Management Cost

Date	Invoice #	Paid	Vendor	Purpose	Expense	Maintenance	Compliance Documentation	Supplies	Contracted Services	Training/Travel	Principal	Income	Receipt	Date to Env. Trust	Account #
7/5/23	1153	8/31/23	Desuitt Consulting LLC	Sunset Ave. Repairs	\$ 3,550.00				\$3,550.00			\$ 3,550.00	Y	9/7/23	10-10-22-01
7/11/23	31365	8/2/23	Plymouth Engineering, Inc.	Summer St. Project Bid Work	\$ 526.25				\$ 526.25			\$ 526.25	Y	9/7/23	10-10-22-01
8/24/23	8459	8/31/23	Whitmore Contracting, Inc.	Culverts	\$ 9,600.00				\$ 9,600.00			\$ 9,600.00	Y	9/7/23	10-10-22-01
7/30/23	3103		Drumlin Environmental, LLC	Env. Consulting	\$ 4,320.00		\$ 4,320.00					\$ 4,320.00	Y	12/7/23	10-10-22-05
9/5/23	631175	9/13/23	Rudman-Winchell	Legal Services	\$ 247.50				\$ 247.50			\$ 247.50	Y	12/7/23	10-10-22-05
9/6/2023	50359	9/13/23	JIMAR Construction Products	Split Coupler-ADS	\$60.50		\$60.50					\$60.50	Y	12/7/23	10-10-22-01
9/12/23	31587	9/28/23	Plymouth Engineering, Inc.	Summer St. Project - Stormwater	\$ 1,888.77				\$ 1,888.77			\$ 1,888.77	Y	12/7/23	10-10-22-01
9/14/23	8298254	10/12/23	Ericksons Hardware	60 Lbs. Concrete Mix - Culvert on Marina Dr.	\$ 48.95			\$ 48.95				\$ 48.95	Y	12/7/23	10-10-22-10
9/14/23	50509	9/28/23	JIMAR Construction Products	Culvert-Marina Rd	\$ 45.13			\$ 45.13				\$ 45.13	Y	12/7/23	10-10-22-10
9/25/23	26671	9/28/23	Tyler's Inc	12" x 20' Culvert	\$ 1,197.48			\$ 1,197.48				\$ 1,197.48	Y	12/7/23	10-10-22-01
10/4/23	31711	11/1/23	Plymouth Engineering, Inc.	Summer St. Storm Drain	\$ 535.61				\$ 535.61			\$ 535.61	Y	12/7/23	10-10-22-01
10/27/23	P62969	11/1/23	Jordan Equip. Co.	Paint for Marking Storm Drains	\$ 204.24			\$ 204.24				\$ 204.24	Y	12/7/23	10-10-22-10
11/8/23	8816	11/16/23	Whitmore Contracting, Inc.	Culvert install - Old Emerson Mill Rd.	\$ 4,000.00				\$ 4,000.00			\$ 4,000.00	Y	12/7/23	10-10-22-01
11/8/23	8817	11/16/23	Whitmore Contracting, Inc.	Culvert install - Meadow Rd.	\$ 4,000.00				\$ 4,000.00			\$ 4,000.00	Y	12/7/23	10-10-22-01
11/9/23	1194		Desuitt Consulting LLC	Perry Rd. catch basin replacement	\$ 6,850.00				\$ 6,850.00			\$ 6,850.00	Y	12/7/23	10-10-22-20
11/14/23	6245236		Everett J. Prescott Inc.	Culvert - Emerson Mill Rd.	\$ 883.80			\$ 883.80				\$ 883.80	Y	12/7/23	10-10-22-01
11/16/23	8849		Whitmore Contracting, Inc.	Sewer Truck	\$ 7,700.00			\$ 7,700.00				\$ 7,700.00	Y	12/7/23	10-10-22-01
11/22/23	9395		Allied Equipment, LLC	Sewer Truck	\$ 390.00			\$ 390.00				\$ 390.00	Y	12/7/23	10-10-22-10
											1-351-00	R 01-48			
												\$ 46,048.23			

YTD reimbursed to General Fund: \$ 13,676.25

Total Proposed for Reimbursement to General Fund 12/07/2023 \$ 32,371.98

Total Proposed in Current Fiscal Year for Reimbursement to General Fund: \$ 46,048.23

Invoice's as of 11/30/2023 - \$46,048.23  
 Acct. 0219 Ending Market Value 10/31/2023 - \$3,068,470.13  
 \$46,048.23 + \$3,068,470.13 = 2 %

YTD Deposit to  
 1-351-00 HCB  
 R 01-48 Env Tr Rev  
 Budgeted revenue \$ 127,000.00 FY24 Town Budget  
 Remaining budgeted revenue (FY24) \$ 80,951.77

Source: Wanda Libbey, CED Administrative Assistant

As of 11/29/2023



# RUDMAN • WINCHELL

COUNSELORS AT LAW

P.O. Box 1401  
BANGOR, ME 04402-1401  
(207) 947-4501  
IRS EIN 01-0264445

**PAID**  
SEP 13 2023  
BY: .....

**TOWN OF HAMPDEN - ADMINISTRATION**  
TOWN MANAGER  
106 WESTERN AVE  
HAMPDEN ME 04444

September 5, 2023  
**INVOICE NO: 631175**

CLIENT: 57398 - HAMPDEN TOWN OF ADMINISTRATION  
RE : 071112 GENERAL - ADMINISTRATIVE

### PROFESSIONAL SERVICES

Date	Timekeeper	Description	Hours	Amount
8/1/2023	TAP	REVIEW MATERIALS AND PREPARE OPTIONS FOR COUNCIL ISSUES	2.20	\$495.00 01-01-35
8/2/2023	TAP	MEETING WITH CONSULTANT TO DISCUSS COUNCIL WORKSHOP	0.50	\$112.50 "
8/2/2023	SWW	ANALYSIS OF KIWANIS LEASE AND CALL TO MANAGER SCOTT CONCERNING SAME	0.50	\$112.50 "
8/3/2023	TAP	PROVIDE ADVICE AND INTERPRETATION OF CHARTER AND COUNCIL RULES	0.70	\$157.50 "
8/3/2023	SWW	EMAILS CONCERNING KIWANIS LETTER	0.20	\$45.00 "
8/7/2023	TAP	PREPARE FOR AND ATTEND COUNCIL MEETING	3.30	\$742.50 "
8/8/2023	TAP	TELEPHONE CALL WITH MS. SCOTT TO DISCUSS WORKSHOP ISSUES	0.20	\$45.00 "
8/14/2023	TAP	PREPARE FOR AND ATTEND COUNCIL WORKSHOP	3.30	\$742.50 "
8/15/2023	KCT	(NO CHARGE) ATTENTION TO EMAIL FROM PAULA REGARDING EASEMENT	0.20	No Charge 2,452.5
8/15/2023	KCT	DRAFTING EASEMENT DEED FOR 12 PERRY ROAD CATCH BASIN	0.60	\$135.00 10-10-22
8/16/2023	KCT	12 PERRY ROAD EASEMENT DRAFTING AND CORRESPONDENCE REGARDING THE SAME	0.50	\$112.50 10-10-22 247.50
8/25/2023	JKH	TELEPHONE CONFERENCE WITH MR BAILEY - REVISE TRAINING LOAN AGREEMENT WITH FOLLOW UP CORRESPONDENCE TO CLIENT	0.60	\$135.00 06-06-35
<b>TOTAL FOR SERVICES</b>				<b>\$2,835.00</b>

**TOTAL (INVOICE # 631175)**

**\$2,835.00**

9/11/23  
01-01-35-01  
pas  
2,452.50  
Legal Services

10-10-22-05  
pas  
247.50  
Stormwater  
Compliance  
(Legal)

06-06-35-01  
pas  
135.00  
Legal Services



1270 HAMMOND STREET  
 SUITE 2  
 BANGOR, ME 04401  
 Office: 207-907-4491  
 Fax: 207-907-4493  
 www.constructionsupplymaine.com

COPY

Date	Invoice #
9/6/2023	50359

Bill To

Town of Hampden  
 106 Western Avenue  
 Hampden, ME 04444

Ship To

P.O. Number	Terms	Rep	Ship	Via	F.O.B.	Project
Public Works	Net 30	MG	9/6/2023			

Quantity	Item Code	Description	Price Each	Amount
2	565AA	1.5" Split Coupler-ADS	30.25	60.50

**RECEIVED**  
 SEP 11 2023  
 BY: \_\_\_\_\_

Acct. No. 10-10-22-01  
 Date 9.13.23  
 Initials MJ  
 Description Stoneware

*Ken Jones*

Please remit to above address.	<b>Total</b>	\$60.50
--------------------------------	--------------	---------

INVOICE

# Plymouth Engineering, Inc.

Newport, ME 04953

# Invoice

Date	Invoice #
9/12/2023	31587

Bill To
Town of Hampden 106 Western Avenue Hampden, ME 04444

Ship to:

WE HAVE MOVED! PLEASE NOTE OUR NEW ADDRESS:  8 Main St., Unit C Newport, ME 04953
---

PO Number	Terms	Project
	Net 30	21209 Hampden Summer St. Storm Drain

Quantity	Description	Rate	Amount
4	Scott E. Braley, PE, Principal-in-Charge	125.00	500.00
15	Darrell C. Crawford	78.00	1,170.00
334	Mileage Rate 2023	0.655	218.77
For construction period, pre-con meeting, progress site visits and correspondence.			
<p style="text-align: center;"> <i>9/14/23</i>  <i>10-10-22-01</i>  <i>pas</i>  <i>summer st. project-stormwater</i> </p>			
For services through August 27, 2023.		<b>Total</b>	<b>\$1,888.77</b>

COPY

SEB

Telephone: (207) 257-2071

www.plymouthengineering.com

COPY

Ericksons Hardware  
US RTE 1A  
Hampden Shopping Center  
(207) 862-4444

Transaction#: B298254  
Date: 09/14/2023 Time: 09:27:52 AM

Due Date: 10/31/2023

\*\*\* SALE \*\*\*

Bill To:  
Customer # 299  
Town of Hampden, ~~Public Safety~~  
Town of Hampden  
106 Western Ave.  
Hampden, ME 04444

60 LB MIX CONCRETE RTU  
9673500  
5.00 BAG @ \$9.79 N \$48.95

*10-10-22-10*  
Subtotal: \$48.95  
TAX EXEMPT  
TOTAL: \$48.95  
INVOICE: \$48.95  
CHANGE: \$0.00

A Finance Charge of 1.5% per month  
applies to all past due invoices

*MG*  
(X) \_\_\_\_\_  
Authorized Signature

Notes:  
MARINA

Thank You!

*received to Marina*

Acct. No. 10-10-22-10  
Date 9.18.23  
Initials MM  
Description Collect on Marina Rd.

Ericksons Hardware  
US RTE 1A  
Hampden Shopping Center  
(207) 862-4444

Transaction#: A273581  
Date: 09/13/2023 Time: 12:50:52 PM

Due Date: 10/31/2023

\*\*\* SALE \*\*\*

Bill To:  
Customer # 300  
Town of Hampden, Public Works  
Town of Hampden  
106 Western Ave.  
Hampden, ME 04444

key  
3.00 EACH @ \$2.75 N \$8.25

*15-10-10-20*  
Subtotal: \$8.25  
TAX EXEMPT  
TOTAL: \$8.25  
INVOICE: \$8.25  
CHANGE: \$0.00

A Finance Charge of 1.5% per month  
applies to all past due invoices

*Charles M...*  
(X) \_\_\_\_\_  
Authorized Signature

Thank You!



Acct. No. 15-10-10-20  
Date 9.18.23  
Initials MM  
Description Coste Keys

Received By:  
SEP 15 2023



1270 HAMMOND STREET  
 SUITE 2  
 BANGOR, ME 04401  
 Office: 207-907-4491  
 Fax: 207-907-4493  
 www.constructionssupplymaine.com

COPY

Date	Invoice #
9/14/2023	50509

Bill To

Town of Hampden  
 106 Western Avenue  
 Hampden, ME 04444

Ship To

P.O. Number	Terms	Rep	Ship	Via	F.O.B.	Project
Public Works	Net 30	MG	9/14/2023			

Quantity	Item Code	Description	Price Each	Amount
1	14617	16" X 3-1/8" Magnesium Hand Trowel-Broken in w/soft touch handle	36.53	36.53
1	11-407	26" X 20" x 6-1/2" Utility Tub	8.60	8.60

**RECEIVED**  
 SEP 18 2023  
 BY: \_\_\_\_\_

*[Handwritten Signature]*

Acct. No. 10-10-22-10  
 Date 9.18.23  
 Initials ML  
 Description Calder Repair / Marine Rd

*← Copy of 12/1/23 invoice*

Please remit to above address.

**Total** \$45.13

INVOICE

Tyler's Inc  
 335 Stream Road  
 Winterport, Maine 04496  
 1-207-223-0066  
 1-866-323-0066



Received By:

Cntr: A

TOWN OF HAMPDEN 106 WESTERN AVE HAMPDEN, ME 04444	SEP 27 2023	Cust#: 1618 Inv#: 26671 Doc#: Po #: EMERSON MILL	Date: 09/25/23 Time: 04:29:48 Type: **CHARGE**
---	-------------	---	--

QTY	LINE	PART NUMBER	DESCRIPTION	CORE	LIST	EACH	TOTAL	TAX	
6	HDP	12N12	12INX20FT CULVERT	0.00	395.00	199.58	1197.48	N	
6				0.00	2370.00	1197.48	0.00	0.00	
tot Units	Misc	Freight	Labor	Misc	Core Total	List Total	Non-Taxable	Taxable	Total Tax

Acct. No. \_\_\_\_\_  
 Date 9.27.23  
 Initials [Signature]  
 Description Stormwater Repairs

*10-10-22-01 Copied to Wanda*

Pay This Amount  
 1197.48

Received by: \_\_\_\_\_

**COPY**

# Plymouth Engineering, Inc.

Newport, ME 04953

# Invoice


DATE	INVOICE #
10/4/2023	31711

**Town of Hampden**  
**106 Western Avenue**  
**Hampden, ME 04444**

Ship to:

**WE HAVE MOVED!**  
**PLEASE NOTE OUR NEW ADDRESS:**  
  
**8 Main St., Unit C**  
**Newport, ME 04953**

PO Number	Terms	Project
	Net 30	21209 Hampden Summer St. Storm Drain

Quantity	Description	Rate	Amount
4.5	Darrell C. Crawford	78.00	351.00
1	Scott E. Braley, PE, Principal-in-Charge	125.00	125.00
91	Mileage Rate 2023	0.655	59.61
For completion of project construction admin and monitoring.			
			
E-10-10-22-01 Acct. No. <u>601447-00</u> Date <u>10/13/2023</u> Initials <u>JC</u> Description _____			
For services through October 1, 2023.		<b>Total</b>	<b>\$535.61</b>

SEB

Telephone: (207) 257-2071

www.plymouthengineering.com



35 Dave's Way  
Hermon, ME 04401  
207-848-9036  
Fax: 207-848-9037

18 Blackstrap Road  
West Falmouth, ME 04105  
207-797-2240 • 800-423-8873  
Fax: 207-878-3506

744 Clough Mill Road  
Pembroke, NH 03275  
603-228-3377  
Fax: 603-228-3564

664 Civic Center Drive  
Augusta, ME 04330  
207-309-3626



www.jordanequipment.com

Rigging • Wear Parts • Construction Supplies

Ship To: IN STORE PICKUP

Received By:

OCT 30 2023

COPY

Invoice To: HAMPDEN, TOWN OF  
106 WESTERN AVE  
HAMPDEN, ME 04444

Branch HERMON			CNNYYY		
Date 10/27/23	Time 12:20:21 (O)	Page 01			
Account No. HAMPD001	Phone No. 2078623337	Invoice No. P62969			
Ship Via			Purchase Order		
Tax ID No.					
			Salesperson RF		

PARTS INVOICE

ORDER#: 059819

Part#	Description	Bin	ORD	ISS	SHP	B/O	UTTTT	Price	Amount
202	SURVEY YELLOW	WALL	24	24	24			5.54	132.96
	AERVOE SURVEY PAINT - YELLOW - #202								
1245	PAINT STICK	WALL	2	2	2			35.64	71.28
	BINS: S22								
								ON ACCOUNT	204.24

Acct. No. 10-10-22-10  
Date 10.31.23  
Initials N.D.  
Description Making Stair Drains

REMIT PAYMENT TO:

Jordan Equipment Co. • 18 Blackstrap Road • Falmouth, ME 04105

Terms: Payment due upon receipt unless prior arrangements are made.

X Hermoneth [Signature]  
HAMPDEN, TOWN OF

RECEIVED BY

All returns subject to a minimum of a 20% restocking charge. No returns on electrical parts. Returns must be accompanied with a copy of original invoice or packing slip. No claims for shortages allowed after 7 days. No returns on special order parts. No returns after 30 days. A delinquency charge of 1.5% [Annual Percentage Rate of 18%] on the overdue balance is applied to all accounts not paid when due. If necessary buyer will pay all collection costs, including reasonable attorney fees. No refunds on checks until cleared by bank. Please pay by invoice.

**Whitmore Contracting, Inc**  
 17 Lunn Lane  
 Eddington, ME 04428  
 207-989-2385

**COPY**

Date	Invoice #
11/8/2023	8816

**Bill To**  
 Town of Hampden  
 106 Western Ave  
 Hampden, ME 04444

P.O. No.	Terms	Project
	Due on receipt	

Quantity	Description	Rate	Amount
	Site Work- Install 40' x 42" metal culvert on Old Emerson Mill Road on 11/6/2023	4,000.00	4,000.00

**RECEIVED**  
 NOV 08 2023  
 BY: \_\_\_\_\_

Acct. No. 10-10-22-01 <sup>02.</sup>  
 Date 11/08/23  
 Initials JL  
 Description Culvert Replac.

Prompt payment is appreciated

All invoices are due 15 days after the invoice date unless a credit account has been established. 1.5% will accrue after 15 days. A \$10 fee will be assessed for all re-invoicing.	<b>Total</b>	<b>\$4,000.00</b>
---	--------------	-------------------

**Whitmore Contracting, Inc**  
 17 Lunn Lane  
 Eddington, ME 04428  
 207-989-2385

**COPY**

Date	Invoice #
11/8/2023	8817

**Bill To**  
 Town of Hampden  
 106 Western Ave  
 Hampden, ME 04444

P.O. No.	Terms	Project
	Due on receipt	

Quantity	Description	Rate	Amount
	Site Work- Install 40' x 42" metal culvert on Meadow Rd on 11/7/2023	4,000.00	4,000.00

**RECEIVED**  
 NOV 08 2023  
 BY: \_\_\_\_\_

Acct. No. 10-10-22-01 C  
 Date 11/08/23  
 Initials JC  
 Description Culvert Replac

Prompt payment is appreciated

All invoices are due 15 days after the invoice date unless a credit account has been established. 1.5% will accrue after 15 days. A \$10 fee will be assessed for all re-invoicing.	<b>Total</b>	\$4,000.00
---	--------------	------------

# INVOICE

**Desuitt Consulting LLC**  
580 Newburgh Rd  
Hermon, ME 04401

desuittconsulting@outlook.com  
+1 (207) 631-9384



## Town Of Hampden

### Bill to

Town Of Hampden  
106 Western Ave  
Hampden, ME 04444

Received by:  
NOV 13 2023

### Invoice details

Invoice no.: 1194  
Terms: Due on receipt  
Invoice date: 11/09/2023  
Due date: 11/09/2023

#	Date	Product or service	SKU	Qty	Rate	Amount
1.	11/09/2023	<b>Services</b> Perry rd remove old metal catch basin and reinstall new concrete catch basin structure in place. invert pipe in and out will be repaired and installed into new basin with new frame and grate.  pavement removal and gravel install compacted in lifts included. new pavement by others		1	\$6,250.00	\$6,250.00
2.		<b>Services</b> paving		1	\$600.00	\$600.00

**Total** **\$6,850.00**

**Overdue** 11/09/2023

10-10-22-20 (c)  
11.14.23  
M.  
Catch basin Replacement

SEE CONDITIONS OF SALE AND  
PAYMENT TERMS ON REVERSE



PAGE NO.	1
INVOICE NO.	6245236
INVOICE DATE	11/14/23
PACKING SLIP NO.	6245236
CUSTOMER NO.	1343
WAREHOUSE	210

**ORIGINAL INVOICE**

REMIT TO > TEAM EJP Bangor, ME.  
E.J. PRESCOTT INC.  
P.O. BOX 350002  
BOSTON, MA 02241-0502

WAREHOUSE > TEAM EJP Bangor, ME.  
101 Target Circle  
Target Industrial Park  
Bangor, ME 04401-0000  
Telephone: 207-990-5000

SOLD TO >

SHIP TO >

TOWN OF HAMPDEN MAINE  
106 WESTERN AVENUE  
HAMPDEN, ME 04444

TOWN OF HAMPDEN MAINE  
PUBLIC WORKS GARAGE  
355 CANAAN ROAD  
HAMPDEN, ME 04444

CUSTOMER P.O. NO.	JOB NAME	JOB NO.	SLS.	DATE DUE	DATE SHIPPED	SHIPPING METHOD	
EMERSON MILL RD NORTH	TOWN OF HAMPDEN		HSE	12/14/23	11/02/23	Direct	Prepay/Add

LINE	PRODUCT NUMBER AND ITEM DESCRIPTION	UOM	QUANTITY	UNIT PRICE	EXTENDED AMOUNT
1	70774 42 CMP BAND PLAIN 14GA	EA	2	399.40	798.80

**RECEIVED**  
NOV 20 2023  
BY: \_\_\_\_\_

Acci. No. 10-10-22-01 (C)  
Date 11.21.23  
Initials MP  
Description Repair of four Cylinders + Replacement

PLEASE USE THE REMIT TO ADDRESS BELOW TO MAIL YOUR  
PAYMENT FOR FASTEST CREDIT TO YOUR ACCOUNT.  
P.O. BOX 350002 BOSTON, MA. 02241-0502

**THANK YOU  
FOR YOUR BUSINESS!**  
PLEASE NOTE: OUR TERMS  
ARE NET 30 DAYS. YOUR  
HELP IS NEEDED AND  
APPRECIATED.

AMOUNT	798.80
TAX	.00
FREIGHT	85.00
	.00
<b>TOTAL DUE</b>	<b>883.80</b>

SERVICE CHARGE IS 1 1/2% PER MONTH (18 % A.P.R.) ON THE BALANCE OVER 30 DAYS OF AGE. THE BUYER AGREES TO PAY ALL COSTS AND EXPENSES OF COLLECTION, INCLUDING REASONABLE ATTORNEY'S FEES, AND EJP CLAIMS A MECHANIC'S LIEN UNDER APPLICABLE STATE LAW.

Allied Equipment, LLC  
 4 Cal's Way - PO Box 455  
 Hartland, Maine USA 04943  
 833-255-4331 ph  
 207-512-1434 fax

Received By:

# Invoice

NOV 28 2023

Date	Invoice #
11/22/2023	9395



<b>Bill To</b>
Town of Hampden 106 Western Ave Hampden, ME 0444

<b>Ship To</b>
Town of Hampden Public Works Department Canaan Road Hampden, Maine 04444

P.O. Number	Terms	Rep	Ship	Via	F.O.B.	Project
		Shan	11/14/2023			

Quantity	Item Code	Description	Price Each	Amount
1	EPA-AQUA-R84MNPTA	8" Reducer, Steel, Female Socket w/ Clamp, Reducer to 4" MNPT, Includes 4" Aluminum Part A (MCL)	315.00	315.00
1	Freight In / Shipping	Freight	75.00	75.00

(13)

Acct. No - 10-22-1000  
 Date - 11-28-23  
 Initials - Storm  
 Description - Sewer Truck

<b>Total</b>	\$0.00
<b>Payments/Credits</b>	\$0.00
<b>Sales Tax (5.5%)</b>	\$0.00

<b>Partners in Public Works</b>	<b>Balance Due</b> \$390.00
---------------------------------	-----------------------------

**Whitmore Contracting, Inc**  
 17 Lunn Lane  
 Eddington, ME 04428  
 207-989-2385

**Received By:**  
 NOV 15 2023

Date	Invoice #
11/16/2023	8849

**Bill To**  
 Town of Hampden  
 106 Western Ave  
 Hampden, ME 04444

P.O. No.	Terms	Project
	Due on receipt	

Quantity	Description	Rate	Amount
	Site Work- Complete drainage work @ 40 Coldbrook Rd, Hampden	7,700.00	7,700.00
<p>Acct. No. <u>10-10-22-01</u></p> <p>Date <u>11/17/2023</u></p> <p>initials <u>SC</u></p> <p>Description <u>Resident Driveway</u>  <u>Dirching / Development</u>  <u>follow.</u></p>			
<div style="border: 1px solid black; padding: 5px; display: inline-block;">           Prompt payment is appreciated         </div>			

All invoices are due 15 days after the invoice date unless a credit account has been established. 1.5% will accrue after 15 days. A \$10 fee will be assessed for all re-invoicing.	<b>Total</b> \$7,700.00
---	-------------------------