

**HAMPDEN ENVIRONMENTAL TRUST  
COMMITTEE MEETING**

**Thursday January 7, 2021**

**1:00 P.M.**

**HAMPDEN TOWN OFFICE**

**A G E N D A**

1. Call to Order
2. Approval of Meeting Minutes – September 24, 2020
3. Review of financial statements from Institutional Trustee (Bangor Savings Bank)
4. Review of proposed FY21 costs for reimbursement or payment from Environmental Trust, Income
  - a. General Fund payments for Stormwater Management totaling \$13,128.54
5. Set date for next meeting
6. Adjourn

**HAMPDEN ENVIRONMENTAL TRUST  
COMMITTEE MEETING**

**Thursday September 24, 2020**

**1:30 P.M.**

**HAMPDEN TOWN OFFICE**

**Minutes**

1. Call to Order

Meeting called to order at 1:30 pm

2. Approval of Meeting Minutes – June 18, 2020

Councilor Jarvi moved that the meeting minutes from June 18, 2020 be approved, and it was seconded by Kerry Woodbury. Unanimous 3-0-0.

3. Review of financial statements from Institutional Trustee (Bangor Savings Bank)

There was no discussion on the financial statements.

4. Review of proposed FY20 costs for reimbursement or payment from Environmental Trust, Income

a. General Fund payments for Stormwater Management totaling \$6,366.50

Councilor Jarvi moved that the Environmental Trust Committee reimburse the Town's General Fund from the Environmental Trust Income account \$6,366.50; Kerry Woodbury seconded the motion. Unanimous 3-0-0.

5. Review of proposed FY21 costs for reimbursement or payment from Environmental Trust Committee reimburse the Town's General Fund from the Environmental Trust Income account \$220,588.75

Councilor Jarvi moved that the Environmental Trust Committee reimburse the Town's General Fund from the Environmental Trust Income account \$220,588.75; Kerry Woodbury seconded the motion. Unanimous 3-0-0.

6. Set date for next meeting

The Environmental Trust Committee agreed that the next meeting will be held on December 10th at 1:30 pm.

7. Adjourn

The Environmental Trust meeting adjourned at 1:46 pm.

DRAFT

**Account Summary**

**Statement of Value and Activity**

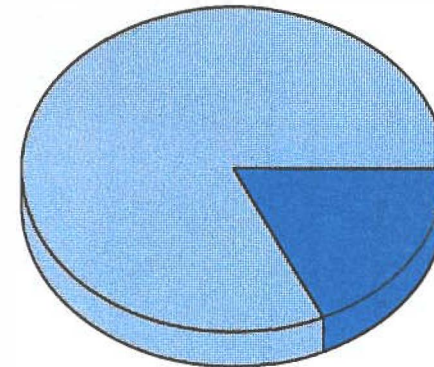
August 1, 2020 - August 31, 2020

**Market Value Reconciliation**

	<i>This Period</i>	<i>1/1/20 to 8/31/20</i>
<b>Beginning Market Value</b>	<b>\$801,310.35</b>	<b>\$809,930.67</b>
Additions	\$0.00	\$0.00
Distributions	\$9,413.99	-\$20,640.66
Income	\$755.63	\$7,951.46
Non Cash Asset Changes	\$0.00	\$0.00
Change in Market Value	-\$1,014.55	\$13,223.95
<b>Ending Market Value</b>	<b>\$810,465.42</b>	<b>\$810,465.42</b>
Realized Gains/Losses	\$0.00	-\$1,416.90

**Asset Allocation Summary**

	<i>Asset Class</i>	<i>Balance</i>
82%	Fixed Income	\$661,903.35
18%	Cash and Equivalents	\$148,562.07
<b>100%</b>	<b>Total Assets Value</b>	<b>\$810,465.42</b>

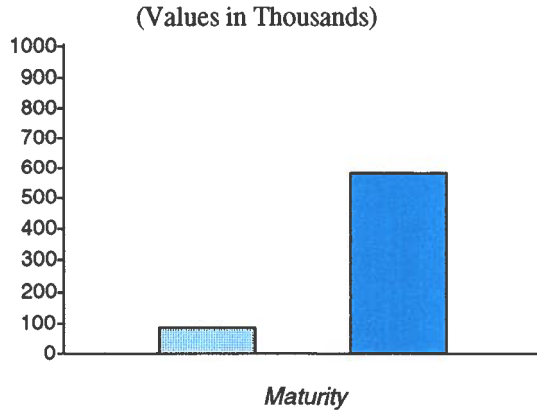


# Portfolio Analysis


## Statement of Value and Activity

August 1, 2020 - August 31, 2020

### Bond Maturity Schedule



### Bond Quality Summary



	<b>Bond Maturity</b>	<b>Market Value</b>
■	13% Less than 1 year	\$85,055.05
■	87% 1 to 5 years	\$576,848.30
	0% 5 to 10 years	\$0.00
	0% 10 to 15 years	\$0.00
	0% 15 to 20 years	\$0.00
	0% 20 + years	\$0.00
<b>100%</b>	<b>Total</b>	<b>\$661,903.35</b>

	<b>Quality Rating</b>	<b>Market Value</b>
■	0% AAA	\$0.00
■	55% AA	\$366,163.80
	0% A	\$0.00
	0% BBB	\$0.00
■	45% Other	\$295,739.55
<b>100%</b>	<b>Total</b>	<b>\$661,903.35</b>



0001586 - 0500155

## Account Summary

### Statement of Value and Activity

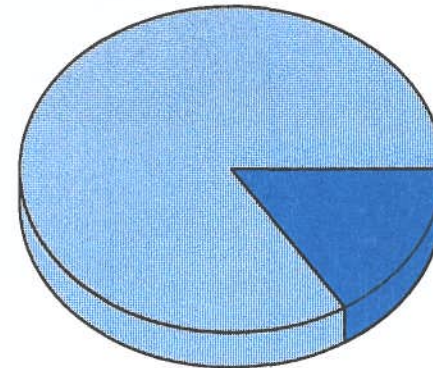
August 1, 2020 - August 31, 2020

#### Market Value Reconciliation

	<i>This Period</i>	<i>1/1/20 to 8/31/20</i>
<b>Beginning Market Value</b>	<b>\$2,893,647.62</b>	<b>\$2,819,472.14</b>
Additions	\$0.00	\$0.00
Distributions	-\$9,413.99	-\$41,849.89
Income	\$9,413.99	\$40,555.57
Non Cash Asset Changes	\$0.00	\$0.00
Change in Market Value	-\$4,588.35	\$70,881.45
<b>Ending Market Value</b>	<b>\$2,889,059.27</b>	<b>\$2,889,059.27</b>
Realized Gains/Losses	\$0.00	-\$4,772.00

#### Asset Allocation Summary

	<i>Asset Class</i>	<i>Balance</i>
84%	Fixed Income	\$2,420,537.95
16%	Cash and Equivalents	\$468,521.32
<b>100%</b>	<b>Total Assets Value</b>	<b>\$2,889,059.27</b>

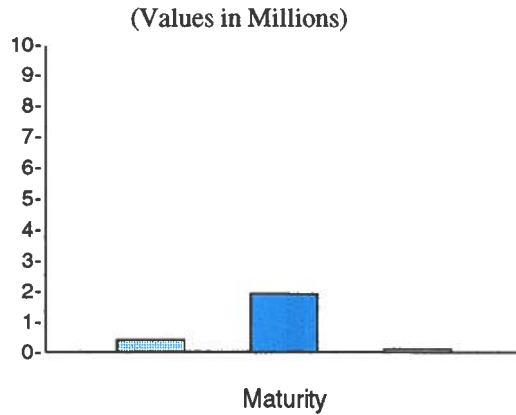


# Portfolio Analysis

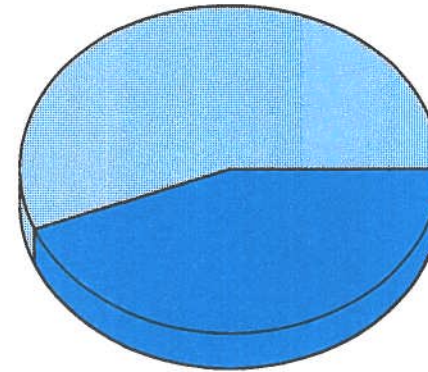
## Statement of Value and Activity

August 1, 2020 - August 31, 2020

### Bond Maturity Schedule



### Bond Quality Summary



	<b>Bond Maturity</b>	<b>Market Value</b>
17%	Less than 1 year	\$404,518.00
78%	1 to 5 years	\$1,903,722.95
5%	5 to 10 years	\$112,297.00
0%	10 to 15 years	\$0.00
0%	15 to 20 years	\$0.00
0%	20 + years	\$0.00
<b>100%</b>	<b>Total</b>	<b>\$2,420,537.95</b>

	<b>Quality Rating</b>	<b>Market Value</b>
0%	AAA	\$0.00
56%	AA	\$1,364,958.95
0%	A	\$0.00
0%	BBB	\$0.00
44%	Other	\$1,055,579.00
<b>100%</b>	<b>Total</b>	<b>\$2,420,537.95</b>



0001592 - 0500155

## Account Summary

### Statement of Value and Activity

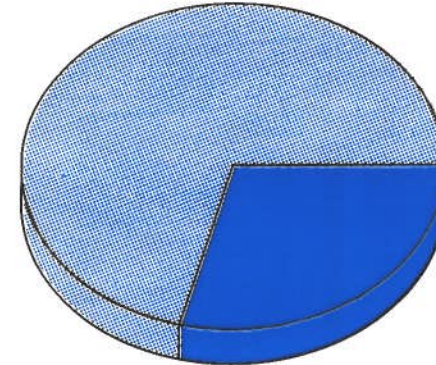
September 1, 2020 - September 30, 2020

#### Market Value Reconciliation

	<i>This Period</i>	<i>1/1/20 to 9/30/20</i>
<b>Beginning Market Value</b>	<b>\$810,465.42</b>	<b>\$809,930.67</b>
Additions	\$0.00	\$0.00
Distributions	\$3,319.41	-\$17,321.25
Income	\$2,517.51	\$10,468.97
Non Cash Asset Changes	\$0.00	\$0.00
Change in Market Value	-\$841.10	\$12,382.85
<b>Ending Market Value</b>	<b>\$815,461.24</b>	<b>\$815,461.24</b>
Realized Gains/Losses	-\$1,231.27	-\$2,648.17

#### Asset Allocation Summary

	<i>Asset Class</i>	<i>Balance</i>
71%	Fixed Income	\$576,134.25
29%	Cash and Equivalents	\$239,326.99
<b>100%</b>	<b>Total Assets Value</b>	<b>\$815,461.24</b>

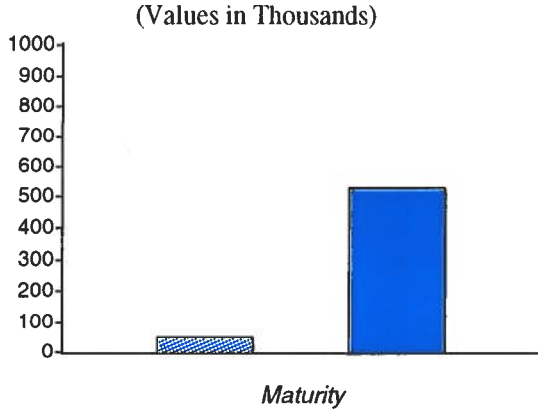


# Portfolio Analysis

## Statement of Value and Activity


September 1, 2020 - September 30, 2020

### Bond Maturity Schedule



	<b>Bond Maturity</b>	<b>Market Value</b>
9%	Less than 1 year	\$51,054.00
91%	1 to 5 years	\$525,080.25
0%	5 to 10 years	\$0.00
0%	10 to 15 years	\$0.00
0%	15 to 20 years	\$0.00
0%	20 + years	\$0.00
<b>100%</b>	<b>Total</b>	<b>\$576,134.25</b>

### Bond Quality Summary



	<b>Quality Rating</b>	<b>Market Value</b>
0%	AAA	\$0.00
49%	AA	\$280,738.50
0%	A	\$0.00
0%	BBB	\$0.00
51%	Other	\$295,395.75
<b>100%</b>	<b>Total</b>	<b>\$576,134.25</b>



0001309 - 0500406

## Account Summary

### Statement of Value and Activity

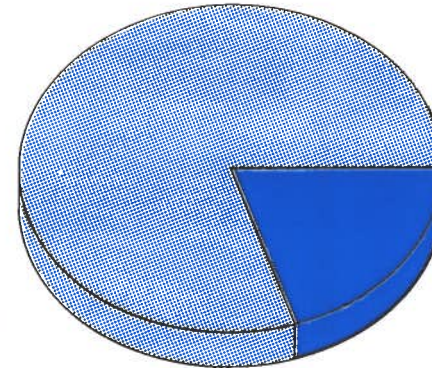
September 1, 2020 - September 30, 2020

#### Market Value Reconciliation

	<i>This Period</i>	<i>1/1/20 to 9/30/20</i>
<b>Beginning Market Value</b>	<b>\$2,889,059.27</b>	<b>\$2,819,472.14</b>
Additions	\$0.00	\$0.00
Distributions	-\$6,108.60	-\$47,958.49
Income	\$5,024.09	\$45,579.66
Non Cash Asset Changes	\$0.00	\$0.00
Change in Market Value	-\$3,329.65	\$67,551.80
<b>Ending Market Value</b>	<b>\$2,884,645.11</b>	<b>\$2,884,645.11</b>
Realized Gains/Losses	-\$2,775.00	-\$7,547.00

#### Asset Allocation Summary

	<i>Asset Class</i>	<i>Balance</i>
80%	Fixed Income	\$2,317,397.30
20%	Cash and Equivalents	\$567,247.81
<b>100%</b>	<b>Total Assets Value</b>	<b>\$2,884,645.11</b>

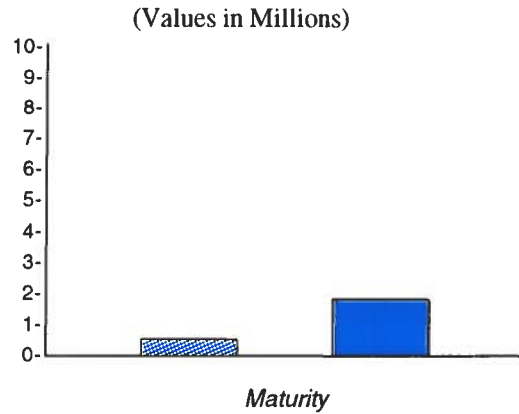


**Portfolio Analysis**

**Statement of Value and Activity**


September 1, 2020 - September 30, 2020

**Bond Maturity Schedule**



	<b>Bond Maturity</b>	<b>Market Value</b>
20%	Less than 1 year	\$467,674.30
80%	1 to 5 years	\$1,849,723.00
0%	5 to 10 years	\$0.00
0%	10 to 15 years	\$0.00
0%	15 to 20 years	\$0.00
0%	20 + years	\$0.00
<b>100%</b>	<b>Total</b>	<b>\$2,317,397.30</b>

**Bond Quality Summary**



	<b>Quality Rating</b>	<b>Market Value</b>
0%	AAA	\$0.00
55%	AA	\$1,263,298.80
0%	A	\$0.00
0%	BBB	\$0.00
45%	Other	\$1,054,098.50
<b>100%</b>	<b>Total</b>	<b>\$2,317,397.30</b>



0001315 - 0500405

**Account Summary**

**Statement of Value and Activity**

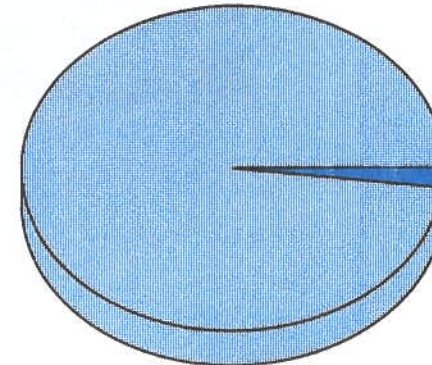
October 1, 2020 - October 31, 2020

**Market Value Reconciliation**

	<i>This Period</i>	<i>1/1/20 to 10/31/20</i>
<b>Beginning Market Value</b>	<b>\$815,461.24</b>	<b>\$809,930.67</b>
Additions	\$0.00	\$0.00
Distributions	-\$226,945.38	-\$244,266.63
Income	\$1,228.44	\$11,697.41
Non Cash Asset Changes	\$0.00	\$0.00
Change in Market Value	-\$1,322.40	\$11,060.45
<b>Ending Market Value</b>	<b>\$588,421.90</b>	<b>\$588,421.90</b>
Realized Gains/Losses	\$300.00	-\$2,348.17

**Asset Allocation Summary**

	<i>Asset Class</i>	<i>Balance</i>
98%	Fixed Income	\$575,020.85
2%	Cash and Equivalents	\$13,401.05
<b>100%</b>	<b>Total Assets Value</b>	<b>\$588,421.90</b>

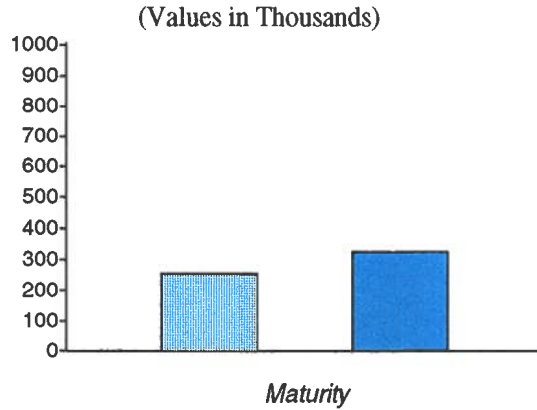


# Portfolio Analysis

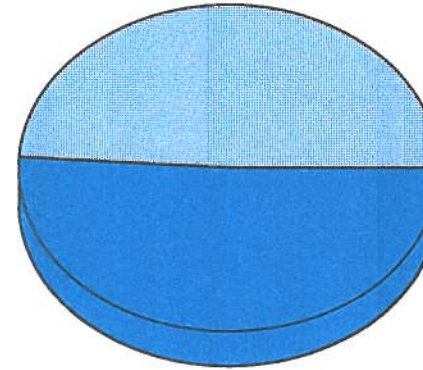
## Statement of Value and Activity

October 1, 2020 - October 31, 2020

### Bond Maturity Schedule



### Bond Quality Summary



	<b>Bond Maturity</b>	<b>Market Value</b>
44%	Less than 1 year	\$253,407.50
56%	1 to 5 years	\$321,613.35
0%	5 to 10 years	\$0.00
0%	10 to 15 years	\$0.00
0%	15 to 20 years	\$0.00
0%	20 + years	\$0.00
<b>100%</b>	<b>Total</b>	<b>\$575,020.85</b>

	<b>Quality Rating</b>	<b>Market Value</b>
0%	AAA	\$0.00
49%	AA	\$280,316.00
0%	A	\$0.00
0%	BBB	\$0.00
51%	Other	\$294,704.85
<b>100%</b>	<b>Total</b>	<b>\$575,020.85</b>



0001604 - 0500154



Wealth Management

P.O. Box 930, Bangor, ME 04402

### Account Summary

### Statement of Value and Activity

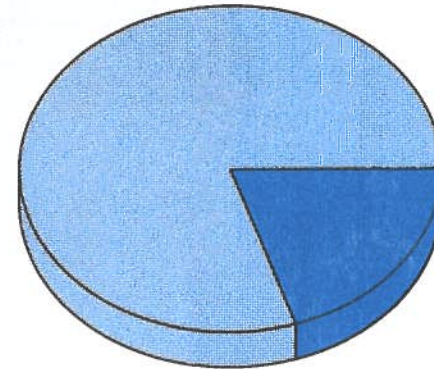
October 1, 2020 - October 31, 2020

#### Market Value Reconciliation

	<i>This Period</i>	<i>1/1/20 to 10/31/20</i>
<b>Beginning Market Value</b>	<b>\$2,884,645.11</b>	<b>\$2,819,472.14</b>
Additions	\$0.00	\$0.00
Distributions	-\$9.87	-\$47,968.36
Income	\$9.87	\$45,589.53
Non Cash Asset Changes	\$0.00	\$0.00
Change in Market Value	-\$6,354.45	\$61,197.35
<b>Ending Market Value</b>	<b>\$2,878,290.66</b>	<b>\$2,878,290.66</b>
Realized Gains/Losses	\$0.00	-\$7,547.00

#### Asset Allocation Summary

	<i>Asset Class</i>	<i>Balance</i>
80%	Fixed Income	\$2,311,215.85
20%	Cash and Equivalents	\$567,074.81
<b>100%</b>	<b>Total Assets Value</b>	<b>\$2,878,290.66</b>



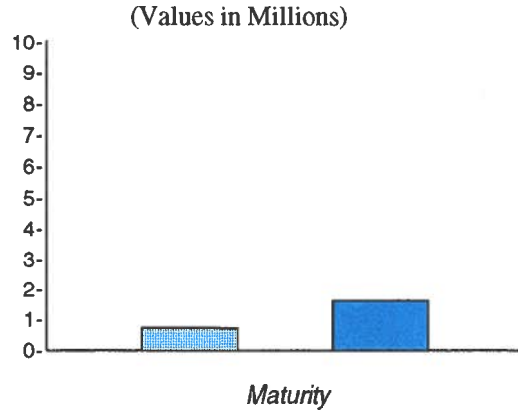
0001610 - 0500154

# Portfolio Analysis

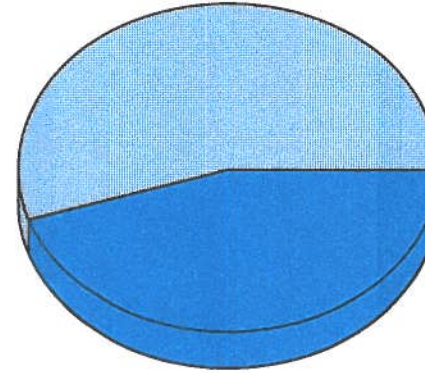
## Statement of Value and Activity

October 1, 2020 - October 31, 2020

### Bond Maturity Schedule



### Bond Quality Summary



	<b>Bond Maturity</b>	<b>Market Value</b>
29%	Less than 1 year	\$669,220.60
71%	1 to 5 years	\$1,641,995.25
0%	5 to 10 years	\$0.00
0%	10 to 15 years	\$0.00
0%	15 to 20 years	\$0.00
0%	20 + years	\$0.00
<b>100%</b>	<b>Total</b>	<b>\$2,311,215.85</b>

	<b>Quality Rating</b>	<b>Market Value</b>
0%	AAA	\$0.00
55%	AA	\$1,260,616.85
0%	A	\$0.00
0%	BBB	\$0.00
45%	Other	\$1,050,599.00
<b>100%</b>	<b>Total</b>	<b>\$2,311,215.85</b>



00016110 - 0500134

## Account Summary

### Statement of Value and Activity


November 1, 2020 - November 30, 2020

#### Market Value Reconciliation

	<i>This Period</i>	<i>1/1/20 to 11/30/20</i>
<b>Beginning Market Value</b>	<b>\$588,421.90</b>	<b>\$809,930.67</b>
Additions	\$0.00	\$0.00
Distributions	\$5,586.36	-\$238,680.27
Income	\$640.98	\$12,338.39
Non Cash Asset Changes	\$0.00	\$0.00
Change in Market Value	-\$556.80	\$10,503.65
<b>Ending Market Value</b>	<b>\$594,092.44</b>	<b>\$594,092.44</b>
Realized Gains/Losses	\$0.00	-\$2,348.17

#### Asset Allocation Summary

	<i>Asset Class</i>	<i>Balance</i>
97%	Fixed Income	\$574,464.05
3%	Cash and Equivalents	\$19,628.39
<b>100%</b>	<b>Total Assets Value</b>	<b>\$594,092.44</b>

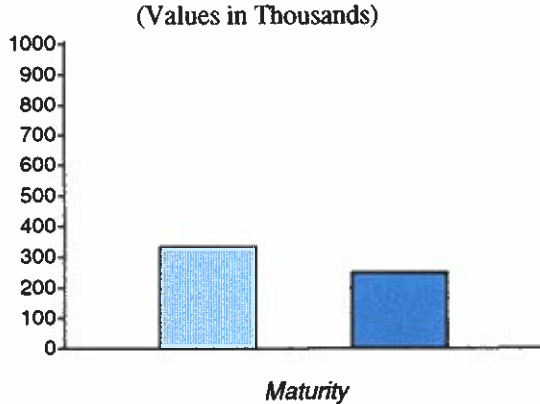


# Portfolio Analysis

## Statement of Value and Activity

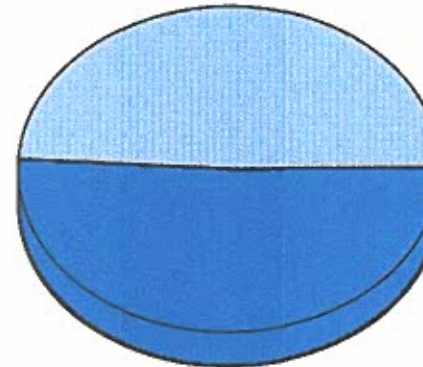
November 1, 2020 - November 30, 2020

### Bond Maturity Schedule



	<b>Bond Maturity</b>	<b>Market Value</b>
57%	Less than 1 year	\$329,287.25
43%	1 to 5 years	\$245,176.80
0%	5 to 10 years	\$0.00
0%	10 to 15 years	\$0.00
0%	15 to 20 years	\$0.00
0%	20 + years	\$0.00
<b>100%</b>	<b>Total</b>	<b>\$574,464.05</b>

### Bond Quality Summary



	<b>Quality Rating</b>	<b>Market Value</b>
0%	AAA	\$0.00
49%	AA	\$280,021.25
0%	A	\$0.00
0%	BBB	\$0.00
51%	Other	\$294,442.80
<b>100%</b>	<b>Total</b>	<b>\$574,464.05</b>



0001587 - 0500154

## Account Summary

### Statement of Value and Activity


November 1, 2020 - November 30, 2020

#### Market Value Reconciliation

	<i>This Period</i>	<i>1/1/20 to 11/30/20</i>
<b>Beginning Market Value</b>	<b>\$2,878,290.66</b>	<b>\$2,819,472.14</b>
Additions	\$0.00	\$0.00
Distributions	-\$5,586.36	-\$53,554.72
Income	\$5,586.36	\$51,175.89
Non Cash Asset Changes	\$0.00	\$0.00
Change in Market Value	-\$2,558.20	\$58,639.15
<b>Ending Market Value</b>	<b>\$2,875,732.46</b>	<b>\$2,875,732.46</b>
Realized Gains/Losses	\$0.00	-\$7,547.00

#### Asset Allocation Summary

	<i>Asset Class</i>	<i>Balance</i>
80%	Fixed Income	\$2,308,851.65
20%	Cash and Equivalents	\$566,880.81
<b>100%</b>	<b>Total Assets Value</b>	<b>\$2,875,732.46</b>

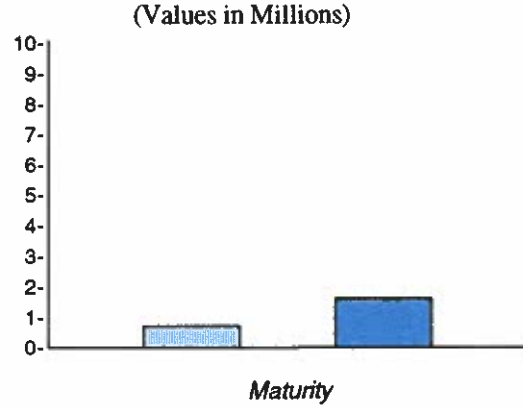


# Portfolio Analysis

## Statement of Value and Activity

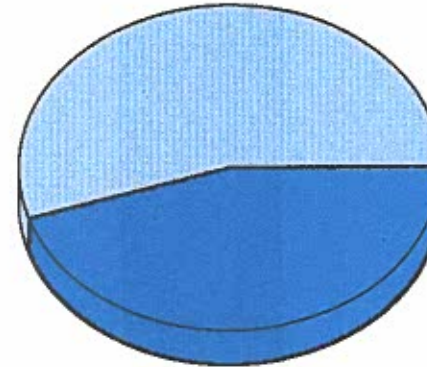
November 1, 2020 - November 30, 2020

### Bond Maturity Schedule



	<b>Bond Maturity</b>	<b>Market Value</b>
■	29% Less than 1 year	\$668,335.40
■	71% 1 to 5 years	\$1,640,516.25
	0% 5 to 10 years	\$0.00
	0% 10 to 15 years	\$0.00
	0% 15 to 20 years	\$0.00
	0% 20 + years	\$0.00
<b>100%</b>	<b>Total</b>	<b>\$2,308,851.65</b>

### Bond Quality Summary



	<b>Quality Rating</b>	<b>Market Value</b>
■	0% AAA	\$0.00
■	55% AA	\$1,259,026.65
	0% A	\$0.00
	0% BBB	\$0.00
■	45% Other	\$1,049,825.00
<b>100%</b>	<b>Total</b>	<b>\$2,308,851.65</b>

**Eligible Costs Incurred, Proposed for Environmental Trust Reimbursement for FY21** **Source of Proposed Reimbursement**


Date	Invoice #	Paid	Vendor	Purpose	Expense	Category of Stormwater Management Cost					Principal	Income	Receipt	Date to Env. Trust	Account #
						Maintenance	Compliance Documentation	Supplies	Contracted Services	Training/Travel					
07/02/20	3541	07/20/20	Whitmore Contracting, Inc	Western Ave. Parking	\$ 30,591.00	\$ 30,591.00						\$ 30,591.00	Y	9/24/2020	3-767-00
07/31/20	3655	08/17/20	Whitmore Contracting, Inc	Pool Parking Lot	\$ 1,127.00	\$ 1,127.00						\$ 1,127.00	Y	9/24/2020	3-767-00
08/03/20	27055	08/06/20	Plymouth Engineering, Inc.	Rec. Parking Lot	\$ 400.00			\$ 400.00				\$ 400.00	Y	9/24/2020	3-767-00
08/05/20	E183178	08/17/20	Donovan Equip. Co.,Inc.	2020 Jet/Vac Truck reimb	\$ 116,456.48			\$ 116,456.48				\$ 116,456.48	Y	9/24/2020	2-220-00
08/05/20	E183178	08/17/20	Donovan Equip. Co.,Inc.	2020 Jet/Vac Truck reimb	\$ 71,043.52			\$ 71,171.14				\$ 71,171.14	Y	9/24/2020	01-48
09/08/20	27122	09/14/20	Plymouth Engineering, Inc.	Rec. Parking Lot	\$ 843.13			\$ 843.13				\$ 843.13	Y	9/24/2020	3-767-00
09/14/20	5753930	09/21/20	Everett J. Prescott Inc.	Ditch Erosion	\$ 127.62	\$ 127.62						\$ 127.62	Y	9/24/2020	01-48
09/08/20	5760590	09/16/20	Everett J. Prescott Inc.	Cascade Grate MDOT	\$ 213.92	\$ 213.92						\$ 213.92	Y	12/10/2020	10-10-22-05
09/30/20	2020-927	10/06/20	SEE, Inc.	Engineering Consulting	\$ 12,362.45		\$ 12,362.45					\$ 12,362.45	Y	12/10/2020	10-10-22-20
10/28/20	68002050	11/04/20	Dirigo Materials	Ditching Material	\$ 151.38		\$ 151.38					\$ 151.38	Y	12/10/2020	10-10-22-01
11/05/20	1004783	11/17/20	Sargent Materials		\$ 400.79		\$ 400.79					\$ 400.79	Y	12/10/2020	10-10-22-01

1-351-00	R 01-48
\$ -	\$ 233,844.91
YTD reimbursed to General Fund: \$ 220,716.37	
<b>Total Proposed for Reimbursement to General Fund 01/07/2021 \$ 13,128.54</b>	
<b>Total Proposed in Current Fiscal Year for Reimbursement to General Fund: \$ 233,844.91</b>	

	YTD	Deposit to:	
Total from Principal	\$ -	1-351-11	HCB
Total from Income	\$ 233,844.91	R 01-48	Env Tr Rev
Budgeted revenue	\$ 187,000.00	<i>FY21 Town Budget</i>	
Remaining budgeted revenue (FY20)	\$ (46,844.91)		

Source: Wanda Libbey, CED Administrative Assistant 12/21/2020

SEE CONDITIONS OF SALE AND  
PAYMENT TERMS ON REVERSE



Everett J. Prescott Inc.  
32 Prescott Street  
P.O. Box 600  
Gardiner, Me. 04345-0600

PAGE NO.	1
INVOICE NO.	5760590
INVOICE DATE	9/08/20
PACKING SLIP NO.	5760590
CUSTOMER NO.	1343
WAREHOUSE	210

**ORIGINAL INVOICE**

REMIT TO > TEAM EJP Bangor, ME.  
E.J. PRESCOTT INC.  
P.O. BOX 350002  
BOSTON, MA 02241-0502

WAREHOUSE > TEAM EJP Bangor, ME.  
101 Target Circle  
Target Industrial Park  
Bangor, ME 04401-0000  
Telephone: 207-990-5000

SOLD TO >

SHIP TO >

TOWN OF HAMPDEN MAINE  
106 WESTERN AVENUE  
HAMPDEN, ME 04444

Customer Pickup

CUSTOMER P.O. NO.	JOB NAME	JOB NO.	SLS.	DATE DUE	DATE SHIPPED	SHIPPING METHOD
SEAN PHONE	LAURA HOLT POOL		HSE	10/08/20	9/08/20	Pickup

LINE	PRODUCT NUMBER AND ITEM DESCRIPTION	U/M	QUANTITY	UNIT PRICE	EXTENDED AMOUNT
1	65242 CASCAD GRATE MDOT 5520M8 L24SG18	EA	1	213.92	213.92

**COPY**

Acct. No. 10-10-22-05  
Date 9-16-20  
Initials J.P.  
Description Stormwater - Pool

*Edu. Trust*

PLEASE USE THE REMIT TO ADDRESS BELOW TO MAIL YOUR  
PAYMENT FOR FASTEST CREDIT TO YOUR ACCOUNT.  
P.O. BOX 350002 BOSTON, MA. 02241-0502

**THANK YOU  
FOR YOUR BUSINESS!**  
PLEASE NOTE: OUR TERMS  
ARE NET 30 DAYS. YOUR  
HELP IS NEEDED AND  
APPRECIATED.

AMOUNT	213.92
TAX	.00
FREIGHT	.00
TOTAL DUE	213.92

SERVICE CHARGE IS 1 1/2% PER MONTH (18 % A.P.R.) ON THE BALANCE OVER 30 DAYS OF AGE. THE BUYER AGREES TO PAY ALL COSTS AND EXPENSES OF COLLECTION, INCLUDING REASONABLE ATTORNEY'S FEES, AND EJP CLAIMS A MECHANIC'S LIEN UNDER APPLICABLE STATE LAW.



**Stillwater Environmental Engineering, Inc.**

PO Box 426  
Target Technology Center  
20 Godfrey Drive  
Orono, ME 04473 US  
207-949-0074  
pruck@stillwaterenv.com  
http://www.stillwaterenv.com

Acct. No. 10-10-22-20  
Date 10-6-20  
Initials SC  
Description Engineering Services

**BILL TO**

Sean Currier  
Town of Hampden  
106 Western Avenue  
Hampden, ME 04444

Acct. No. \_\_\_\_\_  
Date \_\_\_\_\_  
Initials \_\_\_\_\_  
Description \_\_\_\_\_

**INVOICE 2020-927**

**DATE** 09/30/2020 **TERMS** Net 15

**DUE DATE** 10/15/2020

DATE	ACTIVITY	AMOUNT
09/30/2020	<b>Engineering Consulting Services:Senior Project Manager/Senior Environmental Engineer</b> Tasks: * Client correspondence * Stormwater mapping meeting with SC * Represent Town in statewide MS4 Permit stakeholder discussions for proposed MDEP permit * Review IDDE issue with staff * Review and submit MS4 PY7 Annual Report to MDEP on Town's behalf * Q3 Stormwater Team meeting * Discuss proposed project in Sucker Brook watershed with RC * MS4 training for RC, 8.5 @ \$110.00	935.00 <i>Environmental Trust</i>
09/30/2020	<b>Engineering Consulting Services:Project Manager</b> Tasks: * MS4 catch basin mapping oversight * PY8 Outfall inspection oversight * PY7 MS4 annual report preparation oversight * PY8 IDDE Investigation * Assist with CEO training preparation * MDEP proposed MS4 permit draft review, 15 @ \$90.00	1,350.00
09/30/2020	<b>Engineering Consulting Services:Project Scientist</b> Tasks: * Stormwater infrastructure mapping meeting with Hampden staff * Coordinate MS4 PY8 outfall inspection * Adding new outfalls to stormwater map * MS4 PY7 draft annual report preparation * Review PY7 MS4 catch basin inspections, mapping, silt list * Assist with IDDE investigation, surfactants * MS4 PY6 annual report, review, response preparation, 36.5 @ \$75.00	2,737.50

Thank you for your business!

DATE	ACTIVITY	AMOUNT
09/30/2020	<b>Engineering Consulting Services: Intern</b> Tasks: * Prepare MS4 outfall inspections, long term summaries, sampling summary * Assist with draft MS4 annual report preparation * Update MS4 catch basin inspections, silt hot spots, mapping * Stenciling Westbrook Terrace for MCM 2 * Assist with creating PY8 inspection templates, 130 @ \$45.00	5,850.00
09/30/2020	<b>Technology Fee 1</b> Monthly Fulcrum App Charge for July, August and September, 3 @ \$75.00	225.00
09/30/2020	<b>Travel Expenses</b> Mileage, 573 @ \$0.65	372.45
09/30/2020	<b>Reimbursable Expenses</b> * Laba analyses Fee for surfactants (\$205) * Mapping supplies (\$48.50) * Analyses fee for E. coli samples (10 @ \$50/per = \$500) * Shipping charges for Human Bacteroides analyses (\$48) * Analyses fee for Human Bacteroides analysis (\$91), 1 @ \$892.50	892.50

For professional services provided by SEE for the period of July 1 through September 30, 2020.

<b>TOTAL DUE</b>	<b>\$12,362.45</b>
------------------	--------------------

Thank you for your business!

Remit to address:

953 Odlin Rd  
Bangor ME 04402



Invoice Number: 68002050

Date: October 28, 2020

Customer ID: 2310007163

Shipped From: UE8A  
BANGOR QUARRY IND

Sold To: **Town of Hampden**  
106 Western Ave  
Hampden ME 04444

Ticket #	Date	Truck	Customer Ref.	Product	Quantity	UM	Unit Price	Line Total
UE8A01033463	10/28/20	426529-Def		232A4301035	10.44	TON	14.50	151.38
			232A4301035	"5" - 9" LEDGE (K)"	10.44	TON		151.38

*Env. Trust.*

Acct. No. 10-10-22-01  
Date 11-4-20  
Initials MJ  
Description Emerson Mill Rd.

Terms: Payment due in Net 30 days

SD Billing Number: 5008996407

For questions, please contact nepcentral@eurovia.us  
207-945-0873

Sub-Total		\$151.38
Sales Tax	0.00%	\$0.00
Total		\$151.38

Sargent Materials  
P.O. BOX 122  
STILLWATER, ME 04489



Invoice Date	Invoice #
11/05/2020	1004783

Page 1

# Invoice

Bill To:

TOWN OF HAMPDEN  
106 WESTERN AVE  
HAMPDEN, ME 04444  
Account ID: HAMPD01

Project Name:

Order ID: 33  
HAMPDEN

Description (Ticket, Date and Material)	Quantity	Unit \$	Material \$	Delivery \$	Misc \$	Line Total
44602 11/5/2020 SAR-HE19-95FTR-64	3.91	\$66.91 /tn	\$261.62	\$0.00	\$0.00	\$261.62
44625 11/5/2020 SAR-HE19-95FTR-64	2.08	\$66.91 /tn	\$139.17	\$0.00	\$0.00	\$139.17

*Env. Trust*

Acct. No. 10-10-22-01  
Date 11-17-20  
Initials MM  
Description Stormwater

All charges are due and payable within (30) thirty days of the date of invoice. A finance charge of 1 1/2 % per month (18% per year) shall be imposed monthly if an outstanding invoice is not paid within (60) sixty days of the invoice date. Any account with an invoice outstanding for more than (90) days shall be placed on C.O.D. terms.

5.99	\$400.79	\$0.00	\$0.00	\$400.79
<b>Tax Total</b>			\$0.00	
<b>Balance Due</b>			<b>\$400.79</b>	